
HOUSE COMMITTEE AMENDMENTS

Amendments proposed by House Committee on House and Governmental Affairs to Original House Bill No. 1 by Representative Tucker

1 AMENDMENT NO. 1

2 On page 4, delete lines 10 through 27, and insert the following:

3 "(24) District 24 is composed of Precincts S7, S10, S13, S22, S24,
 4 S25, S26, S27, S28 and S29 of Rapides Parish; Precincts 1-2, 1-3, 2-1, 2-2,
 5 2-2A, 2-3, 2-4, 2-4A, 2-5, 2-6, 2-6A, 3-6, 3-6A, 3-7, 4-1, 5-3, 6-2 and 6-2A
 6 of Sabine Parish and Precincts 1-5A, 1-7, 1-7B, 1-9, 2-1, 2-1A, 2-2, 2-2A,
 7 2-3, 2-3A, 3-1, 3-2, 3-3, 3-4, 3-5, 4-3E, 4-3N, 5-1, 5-1A, 5-2, 5-2A, 6-1, 6-2,
 8 6-3, 6-4, 7-3, 7-4, 7-4A, 7-5, 7-5C, 8-1, 8-2 and 8-3 of Vernon Parish.

9 (25) District 25 is composed of Precincts 1-2, 1-7, 1-11, 1-12, 2-1,
 10 2-2, 2-3, 2-4, 2-5, 2-6, 2-9, 3-1, 3-3, 3-5, 3-6, 3-8, 3-9, 3-10, 4-3, 4-4, 4-5,
 11 4-6, 4-7, 4-8 and 4-9 of Natchitoches Parish; Precincts C13, C35, C37, C38,
 12 C41, S1, S2, S4, S5, S6, S8, S9 and S11 of Rapides Parish and Precincts 1-1,
 13 3-2, 3-4, 5-5, 5-8, 5-8A, 6-3, 6-4, 6-4A, 6-4B, 7-1, 7-2, 7-3, 7-4, 7-5 and 9-3
 14 of Sabine Parish.

15 (26) District 26 is composed of Precincts C1, C2, C3, C4, C5, C6,
 16 C7, C8, C9, C10, C11, C14, C15, C17, C18, C19, C20, C21, C24, C25, C26,
 17 C27, C28, C30, C31, C36, C39, C40, N1, N2, N3 and N4 of Rapides Parish.

18 (27) District 27 is composed of Precincts C22, C23, C32, C33, C34,
 19 C42, N5, N7, N8, N9, N10, N11, N12, N13, N14, N15, N16, N17, N18, N22,
 20 N25, N26, N27, N28, N29, S14, S15, S16, S17, S18, S19, S20, S21 and S23
 21 of Rapides Parish."

22 AMENDMENT NO. 2

23 On page 5, delete lines 5 through 9 and insert the following:

24 "(30) District 30 is composed of Precincts 7, 17, 18, 18A, 25, 25A,
 25 25B, 26, 27, 27B, 28, 28A and 30 of Beauregard Parish and Precincts 1-1,
 26 1-1B, 1-2, 1-2A, 1-3, 1-3B, 1-3C, 1-3D, 1-4, 1-4A, 1-4B, 1-4C, 1-4D, 1-5,
 27 1-6, 1-6A, 1-6B, 1-7A, 1-8, 1-8A, 1-8C, 1-8E, 1-8F, 2-4, 2-4E, 4-1, 4-2, 4-3,
 28 4-3A, 4-3C, 4-3F, 4-3G, 4-3J, 4-3K, 4-3L, 4-3M, 7-1, 7-2, 7-2A and 7-5A of
 29 Vernon Parish."

Differing Assignments



DB: LA 2010 12 - CENSUS
Plan Type: House

Plan: hcahb1 474 182

	hcahb1 474 182	HLS 11 1ES-22 Tucker (HB 1 Original)
Natchitoches		
Precinct 1-2	25	24
Precinct 1-7	25	24
Precinct 1-11	25	24
Precinct 1-12	25	24
Precinct 2-1	25	24
Precinct 2-2	25	24
Precinct 2-3	25	24
Precinct 2-4	25	24
Precinct 2-5	25	24
Precinct 2-6	25	24
Precinct 2-9	25	24
Precinct 3-1	25	24
Precinct 3-3	25	24
Precinct 3-5	25	24
Precinct 3-6	25	24
Precinct 3-8	25	24
Precinct 3-9	25	24
Precinct 3-10	25	24
Precinct 4-3	25	24
Precinct 4-4	25	24
Precinct 4-5	25	24
Precinct 4-6	25	24
Precinct 4-7	25	24
Precinct 4-8	25	24
Precinct 4-9	25	24
Rapides		
Precinct C22	27	25
Precinct C23	27	25
Precinct C32	27	26
Precinct C33	27	26
Precinct C34	27	25
Precinct C36	26	25
Precinct C42	27	25
Precinct S1	25	24
Precinct S2	25	24
Precinct S4	25	24
Precinct S5	25	24
Precinct S6	25	24
Precinct S7	24	25
Precinct S8	25	24
Precinct S9	25	24
Precinct S10	24	25
Precinct S13	24	27
Precinct S22	24	27

Differing Assignments



DB: LA 2010 12 - CENSUS
Plan Type: House

Plan: hcahb1 474 182

	hcahb1 474 182	HLS 11 1ES-22 Tucker (HB 1 Original)
Precinct S24	24	27
Precinct S25	24	27
Precinct S26	24	27
Precinct S27	24	25
Precinct S28	24	27
Precinct S29	24	27
Sabine		
Precinct 1-1	25	24
Precinct 3-2	25	24
Precinct 3-4	25	24
Precinct 5-5	25	24
Precinct 5-8	25	24
Precinct 5-8A	25	24
Precinct 6-3	25	24
Precinct 6-4	25	24
Precinct 6-4A	25	24
Precinct 6-4B	25	24
Precinct 7-1	25	24
Precinct 7-2	25	24
Precinct 7-3	25	24
Precinct 7-4	25	24
Precinct 7-5	25	24
Precinct 9-3	25	24
Vernon		
Precinct 1-1	30	25
Precinct 1-1B	30	25
Precinct 1-2	30	25
Precinct 1-2A	30	25
Precinct 1-3	30	25
Precinct 1-3B	30	25
Precinct 1-3C	30	25
Precinct 1-3D	30	25
Precinct 1-4	30	25
Precinct 1-4A	30	25
Precinct 1-4B	30	25
Precinct 1-4C	30	25
Precinct 1-4D	30	25
Precinct 1-5	30	25
Precinct 1-5A	24	30
Precinct 1-6	30	25
Precinct 1-6A	30	25
Precinct 1-6B	30	25
Precinct 1-7	24	25
Precinct 1-7A	30	25
Precinct 1-7B	24	25

Differing Assignments



DB: LA 2010 12 - CENSUS
Plan Type: House

Plan: hcahb1 474 182

Page: 3 of 3

	hcahb1 474 182	HLS 11 1ES-22 Tucker (HB 1 Original)
Precinct 1-8E	30	25
Precinct 1-8F	30	25
Precinct 1-9	24	30
Precinct 2-1	24	30
Precinct 2-1A	24	30
Precinct 2-2	24	30
Precinct 2-2A	24	30
Precinct 2-3	24	30
Precinct 2-3A	24	30
Precinct 3-1	24	30
Precinct 3-2	24	30
Precinct 3-3	24	30
Precinct 3-4	24	30
Precinct 3-5	24	30
Precinct 4-3E	24	25
Precinct 4-3N	24	30
Precinct 5-1	24	25
Precinct 5-1A	24	25
Precinct 5-2	24	25
Precinct 5-2A	24	25
Precinct 6-1	24	30
Precinct 6-2	24	30
Precinct 6-3	24	25
Precinct 6-4	24	25
Precinct 7-3	24	30
Precinct 7-4	24	30
Precinct 7-4A	24	30
Precinct 7-5	24	30
Precinct 7-5C	24	30
Precinct 8-1	24	25
Precinct 8-2	24	25
Precinct 8-3	24	25

District Summary



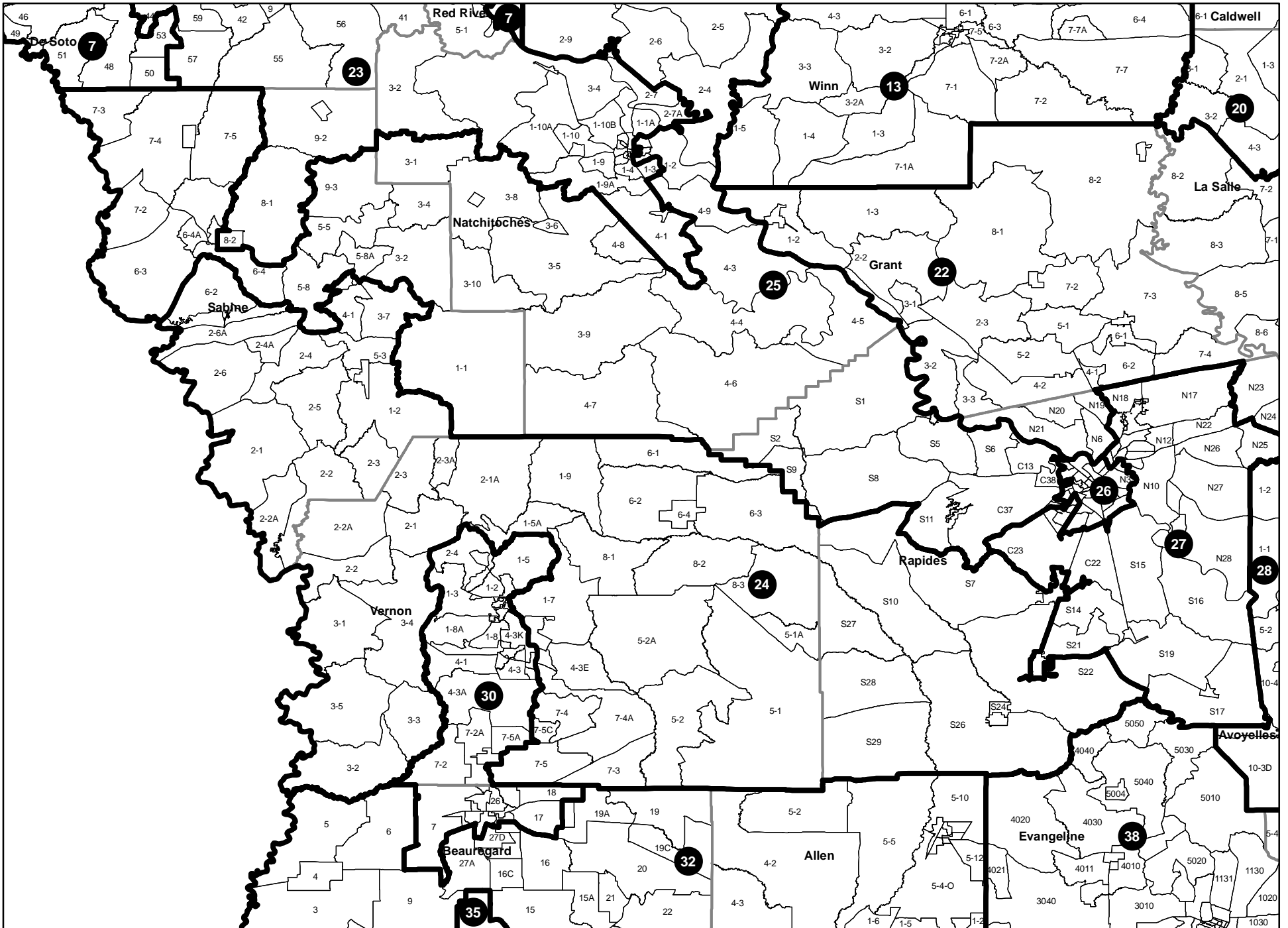
DB: LA 2010 12 - CENSUS

Plan: hcab1 474 182

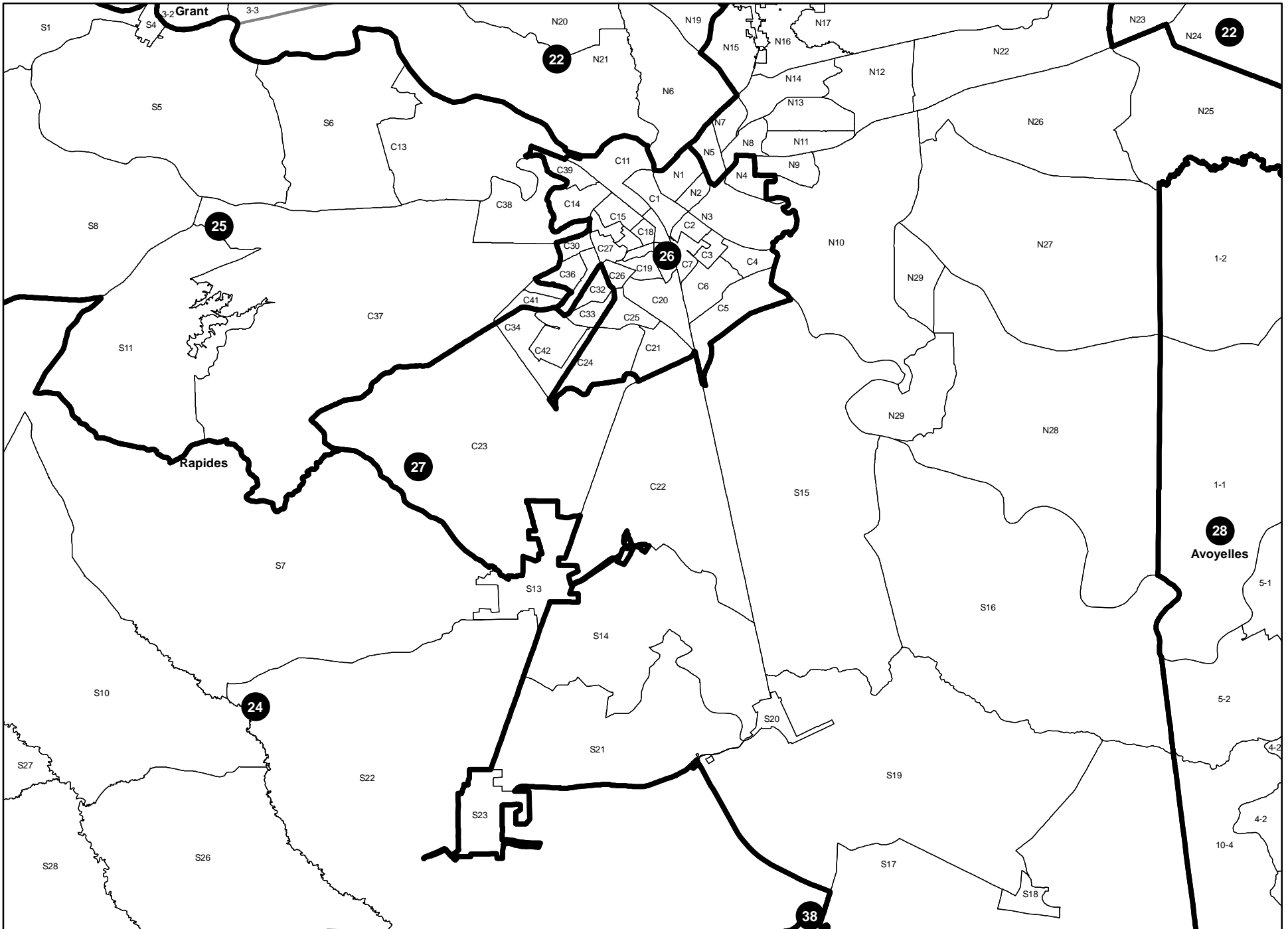
Plan Type: House

	Total Population	Total White	Total Black	Total Asian	Total American Indian	Total Hispanic	VAP Total	VAP White	VAP Black	VAP Asian	VAP American Indian	VAP Hispanic Total	Reg Total Jan 2011	Reg White Jan 2011	Reg Black Jan 2011	Reg Other Jan 2011
District 24																
Rapides	11,338	9,868	719	140	323	526	8,434	7,407	501	93	239	317	6,760	6,137	402	221
	100.000%	87.035%	6.342%	1.235%	2.849%	4.639%	100.000%	87.823%	5.940%	1.103%	2.834%	3.759%	80.152%	90.784%	5.947%	3.269%
Sabine	11,626	8,454	2,435	51	648	258	9,067	6,866	1,670	42	465	189	6,670	5,146	1,187	337
	100.000%	72.716%	20.944%	0.439%	5.574%	2.219%	100.000%	75.725%	18.418%	0.463%	5.128%	2.084%	73.563%	77.151%	17.796%	5.052%
Vernon	21,757	19,344	1,008	368	591	1,108	16,489	14,689	749	283	439	787	10,392	9,885	115	392
	100.000%	88.909%	4.633%	1.691%	2.716%	5.093%	100.000%	89.084%	4.542%	1.716%	2.662%	4.773%	63.024%	95.121%	1.107%	3.772%
District 24	44,721	37,666	4,162	559	1,562	1,892	33,990	28,962	2,920	418	1,143	1,293	23,822	21,168	1,704	950
	100.000%	84.224%	9.307%	1.250%	3.493%	4.231%	100.000%	85.207%	8.591%	1.230%	3.363%	3.804%	70.085%	88.859%	7.153%	3.988%
District 25																
Natchitoches	17,517	13,351	3,447	104	358	344	13,361	10,411	2,431	77	243	227	10,926	8,482	1,947	497
	100.000%	76.217%	19.678%	0.594%	2.044%	1.964%	100.000%	77.921%	18.195%	0.576%	1.819%	1.699%	81.775%	77.631%	17.820%	4.549%
Rapides	18,753	12,593	5,305	373	360	384	14,268	10,022	3,622	264	283	248	11,083	7,972	2,604	507
	100.000%	67.152%	28.289%	1.989%	1.920%	2.048%	100.000%	70.241%	25.385%	1.850%	1.983%	1.738%	77.677%	71.930%	23.495%	4.575%
Sabine	8,718	6,686	526	30	1,425	385	6,516	5,159	344	19	965	272	5,067	4,371	246	450
	100.000%	76.692%	6.033%	0.344%	16.345%	4.416%	100.000%	79.174%	5.279%	0.292%	14.810%	4.174%	77.762%	86.264%	4.855%	8.881%
District 25	44,988	32,630	9,278	507	2,143	1,113	34,145	25,592	6,397	360	1,491	747	27,076	20,825	4,797	1,454
	100.000%	72.530%	20.623%	1.127%	4.763%	2.474%	100.000%	74.951%	18.735%	1.054%	4.367%	2.188%	79.297%	76.913%	17.717%	5.370%
District 26																
Rapides	44,936	14,093	29,510	679	299	803	32,594	11,662	19,947	498	233	559	26,370	9,582	15,984	804
	100.000%	31.362%	65.671%	1.511%	0.665%	1.787%	100.000%	35.780%	61.198%	1.528%	0.715%	1.715%	80.904%	36.337%	60.614%	3.049%
District 26	44,936	14,093	29,510	679	299	803	32,594	11,662	19,947	498	233	559	26,370	9,582	15,984	804
	100.000%	31.362%	65.671%	1.511%	0.665%	1.787%	100.000%	35.780%	61.198%	1.528%	0.715%	1.715%	80.904%	36.337%	60.614%	3.049%
District 27																
Rapides	45,085	36,320	6,895	661	529	1,499	33,682	27,566	4,808	474	388	1,003	26,554	22,930	2,768	856
	100.000%	80.559%	15.293%	1.466%	1.173%	3.325%	100.000%	81.842%	14.275%	1.407%	1.152%	2.978%	78.837%	86.352%	10.424%	3.224%
District 27	45,085	36,320	6,895	661	529	1,499	33,682	27,566	4,808	474	388	1,003	26,554	22,930	2,768	856
	100.000%	80.559%	15.293%	1.466%	1.173%	3.325%	100.000%	81.842%	14.275%	1.407%	1.152%	2.978%	78.837%	86.352%	10.424%	3.224%
District 30																
Beauregard	13,279	8,923	3,728	230	230	573	9,809	6,844	2,553	158	155	366	7,250	4,817	1,990	443
	100.000%	67.196%	28.074%	1.732%	1.732%	4.315%	100.000%	69.773%	26.027%	1.611%	1.580%	3.731%	73.912%	66.441%	27.448%	6.110%
Vernon	30,577	20,270	7,305	1,058	586	2,667	21,333	14,727	4,600	743	409	1,591	11,228	7,996	2,380	852
	100.000%	66.292%	23.891%	3.460%	1.916%	8.722%	100.000%	69.034%	21.563%	3.483%	1.917%	7.458%	52.632%	71.215%	21.197%	7.588%
District 30	43,856	29,193	11,033	1,288	816	3,240	31,142	21,571	7,153	901	564	1,957	18,478	12,813	4,370	1,295
	100.000%	66.566%	25.157%	2.937%	1.861%	7.388%	100.000%	69.267%	22.969%	2.893%	1.811%	6.284%	59.335%	69.342%	23.650%	7.008%
Grand Total	223,586	149,902	60,878	3,694	5,349	8,547	165,553	115,353	41,225	2,651	3,819	5,559	122,300	87,318	29,623	5,359
	100.000%	67.044%	27.228%	1.652%	2.392%	3.823%	100.000%	69.677%	24.901%	1.601%	2.307%	3.358%	73.874%	71.397%	24.222%	4.382%

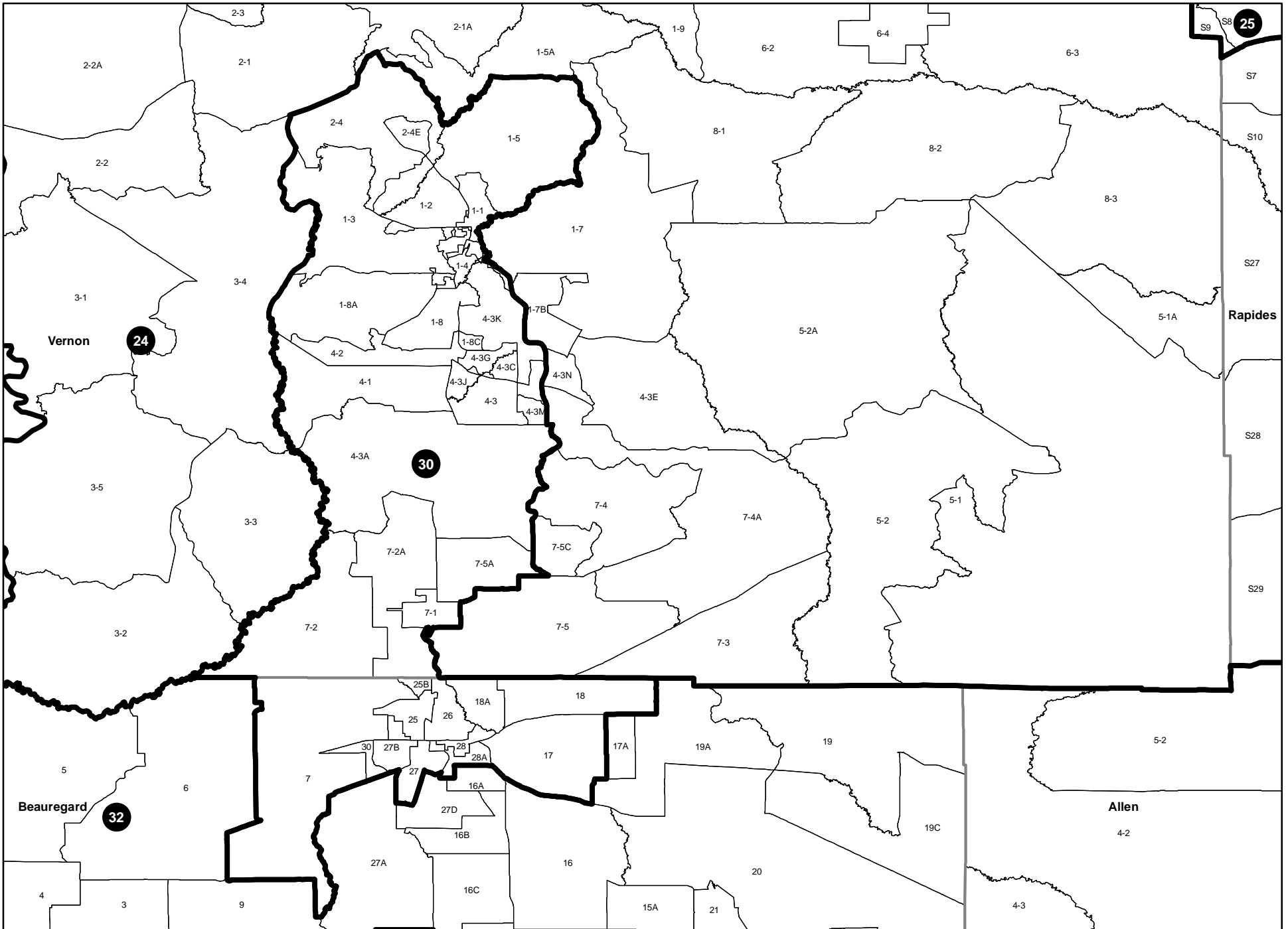
Area Map



Rapides Area



District 30



Sabine

