

2022 First Extraordinary Session

SENATE BILL NO. 15

BY SENATOR HEWITT

COURTS. Provides for redistricting of the Supreme Court. (2/3 - CA5s4) (Item #6)

1 AN ACT

2 To enact R.S. 13:101.2 and 101.3, and to repeal R.S. 13:101, 101.1, and 312.4, relative to
3 the supreme court; to provide relative to redistricting supreme court justice districts;
4 to provide for the filling of vacancies; to eliminate statutory provisions for a
5 temporary additional judgeship for the Court of Appeal for the Fourth Circuit and
6 such judge's appointment to the supreme court; and to provide for related matters.

7 Be it enacted by the Legislature of Louisiana:

8 Section 1. R.S. 13:101.2 and 101.3 are hereby enacted to read as follows:

9 **§101.2. Supreme court districts; justices**

10 **The state shall be divided into seven supreme court districts. The**
11 **supreme court shall be composed of one justice elected from each of the seven**
12 **districts as set forth below:**

13 **(1) District 1 is composed of Precincts 1, 2, 3, 4, 5, 7, 8, 9, 10, 11, 12, 13,**
14 **14, 15, 16, 17, 18, 19, 20, 21, 22, 23, 24, 25, 26, 27, 28, 29, 30, 31, 32, 33, 34, 35, 36,**
15 **37, 38, 39, 40, 41, 42, 43, 44, 45, 46, 51, 52, 53, 54, 58, 59, 60, 61, 62, 63, 64, 65, 66,**
16 **67, 68, 69, 70, 71, 72, 73, 74, 75, 76, 77, 78, 79, 80, 81, 82, 83, 84, 85, 86, 87, 88, 89,**
17 **90, 91, 92, 93, 94, 95, 96, 97, 98, 99, 100, 101, 102, 103, 105, 106, 117, 118, 119,**

1 120, 121, 122, 123, 124, 125A, 125B, 126, 127, 128, 129, 130, 132, 134, 136, 1-H,
2 2-H, 3-H, 4-H, 5-H, 6-H, 7-H, 8-H, 9-H, 1-K, 2-K, 3-K, 4-K, 5-K, 6-KA, 6-KB,
3 7-KA, 7-KB, 8-K, 9-K, 10-K, 11-K, 12-K, 13-KA, 14-K, 15-K, 16-K, 17-K, 18-K,
4 19-K, 20-K, 25-K, 27-K, 28-K, 34-K and 35-K of Jefferson Parish; Precincts
5 4-14, 4-15, 4-17, 4-17A, 4-18, 4-20, 4-21, 4-22, 4-23, 5-17, 5-18, 17-18A, 17-19 and
6 17-20 of Orleans Parish; St. Helena Parish; Precincts 101, 102, 103, 104, 105,
7 106, 107, 108, 110, 111, 112, 113, 114, 115, 116, 118, 201, 202, 203, 204, 205, 206,
8 207, 301, 302, 303, 304, 305, 306, 307, 308, 309, 310, 312, 313, 314, 401, 402, 403,
9 404, 405, 406, 407, 408, 409, 410, 411, 412, 413, 414, 415, 416, 417, 418, 419, 420,
10 421, 422, 426, 427, 429, 430, 501, 502, 503, 504, 505, 601, 602, 603, 604, 605, 606,
11 609, 701, 702, 703, 704, 705, 706, 801, 802, 803, 804, 805, 806, 807, 808, 809, 810,
12 811, 812, 813, 814, 815, 816, 817, 818, 901, 902, 903, 904, 905, 906, 907, 909, 910,
13 911, 912, 913, 914, 915, 916, 917, 918, 921, 922, A01, A02, A03, A04, C01, C02,
14 C03, C04, C05, C06, C07, C08, C09, C10, C11, F01, M01, M02, M03, M04, M05,
15 M06, M07, M08, M09, M10, M11, M12, MD1, P01, S01, S02, S03, S04, S05, S06,
16 S07, S08, S09, S10, S11, S13, S15, S16, S17, S18, S19, S20, S21, S22, S23, S24 and
17 S25 of St. Tammany Parish; Precincts 1, 2, 6, 11, 15, 16, 17, 18, 26, 27, 28, 33, 40,
18 40A, 41, 42, 42A, 43, 44, 45, 45A, 46, 47, 48, 49, 70, 70A, 71, 72, 72A, 73, 74, 101,
19 102, 104, 104A, 105, 106, 106A, 107, 108, 109, 110, 111A, 112, 114, 115B, 116,
20 117, 118, 119, 120, 120A, 120B, 121, 121A, 122, 122A, 122B, 123, 124, 124A, 125,
21 127, 127A, 129, 129A, 133, 133A, 137, 137A, 137B, 137C, 137D, 139, 141, 141A,
22 143, 143A, 145, 147, 149, 149A (Part) Tract 954700 - Blocks 3016, 3017, 3018,
23 3019, 3020, 3021, 3022, 3023, 3024, 3025, 3027, 3028, 3029, 3030, 3031, 3032,
24 3033, 3034, 3035, 3036, 3037, 3039, 3040, 3041, 3042, 3043, 3044, 3045, 3046,
25 3047, 3053, 3054, 3055, 3056, 3057, 3058, 3059, 3060, 3061, 3062, 3063, 3064,
26 3065, 3066, 3067, 3068, 3069, 3070, 3071, 3072, 3073, 3074, 3075, 3076, 3077,
27 3078, 3079, 3080, 3081, 3082 and 3083; Tract 954800 - Blocks 4011, 4014, 4021,
28 4022, 4023, 4024, 4025, 4026, 4027 and 4028; 151 of Tangipahoa Parish and
29 Washington Parish.

1 **(2) District 2 is composed of Allen Parish; Beauregard Parish; Bossier**
 2 **Parish; Caddo Parish; De Soto Parish; Evangeline Parish; Natchitoches Parish;**
 3 **Red River Parish; Sabine Parish; Vernon Parish; Webster Parish and Winn**
 4 **Parish.**

5 **(3) District 3 is composed of Acadia Parish; Calcasieu Parish; Cameron**
 6 **Parish; Jefferson Davis Parish; Lafayette Parish; Precincts 18, 32, 33, 34, 35, 41,**
 7 **42, 43, 44, 45, 46, 47, 48, 49, 50, 51 and 52 of St. Landry Parish and Vermilion**
 8 **Parish.**

9 **(4) District 4 is composed of Avoyelles Parish; Bienville Parish; Caldwell**
 10 **Parish; Catahoula Parish; Claiborne Parish; Concordia Parish; East Carroll**
 11 **Parish; East Feliciana Parish; Franklin Parish; Grant Parish; Jackson Parish;**
 12 **La Salle Parish; Lincoln Parish; Madison Parish; Morehouse Parish; Ouachita**
 13 **Parish; Pointe Coupee Parish; Rapides Parish; Richland Parish; Tensas Parish;**
 14 **Union Parish; West Carroll Parish and West Feliciana Parish.**

15 **(5) District 5 is composed of Precincts 1, 2, 3, 4, 5, 6, 7, 8, 9, 10, 11, 12,**
 16 **13, 14, 15, 16, 17, 18, 20, 21, 22, 23, 24, 25, 26, 27, 28, 31, 32, 33, 34, 35, 40, 41, 43,**
 17 **58, 61, 62, 63, 64, 66, 71, 72, 73, 76, 77 and 78 of Ascension Parish; Precincts 1-1,**
 18 **1-2, 1-3, 1-4, 1-5, 1-6, 1-7, 1-8, 1-9, 1-10, 1-11, 1-12, 1-13, 1-14, 1-15, 1-16, 1-17,**
 19 **1-18, 1-19, 1-20, 1-21, 1-22, 1-23, 1-24, 1-25, 1-26, 1-27, 1-28, 1-29, 1-30, 1-31,**
 20 **1-32, 1-33, 1-34, 1-35, 1-36, 1-37, 1-38, 1-39, 1-40, 1-41, 1-42, 1-43, 1-44, 1-45,**
 21 **1-46, 1-47, 1-48, 1-49, 1-50, 1-51, 1-52, 1-53, 1-54, 1-55, 1-56, 1-57, 1-58, 1-59,**
 22 **1-60, 1-61, 1-62, 1-63, 1-64, 1-65, 1-66, 1-67, 1-68, 1-69, 1-70, 1-71, 1-72, 1-73,**
 23 **1-74, 1-75, 1-76, 1-77, 1-78, 1-79, 1-80, 1-81, 1-82, 1-83, 1-84, 1-85, 1-86, 1-87,**
 24 **1-88, 1-89, 1-90, 1-91, 1-92, 1-93, 1-94, 1-95, 1-97, 1-98, 1-99, 1-100, 1-101, 1-102,**
 25 **1-103, 1-104, 1-105, 1-107, 2-1, 2-2, 2-4, 2-6, 2-7, 2-8, 2-9, 2-10, 2-11, 2-12, 2-13,**
 26 **2-16, 2-17, 2-19, 2-20, 2-22, 2-23, 2-24, 2-25, 2-27, 2-30, 2-31, 2-33, 3-1, 3-2, 3-3,**
 27 **3-4, 3-5, 3-6, 3-7, 3-8, 3-9, 3-10, 3-11, 3-12, 3-13, 3-14, 3-15, 3-16, 3-17, 3-18, 3-19,**
 28 **3-20, 3-21, 3-22, 3-23, 3-24, 3-25, 3-26, 3-27, 3-28, 3-29, 3-30, 3-31, 3-32, 3-33,**
 29 **3-34, 3-35, 3-36, 3-37, 3-38, 3-39, 3-40, 3-41, 3-43, 3-44, 3-45, 3-46, 3-47, 3-48,**

1 3-49, 3-50, 3-51, 3-52, 3-53, 3-54, 3-55, 3-56, 3-57, 3-58, 3-59, 3-60, 3-61, 3-62,
 2 3-63, 3-64, 3-65, 3-66, 3-67, 3-68, 3-69, 3-70, 3-71 and 3-72 of East Baton Rouge
 3 Parish; Precincts 1, 1A, 1B, 1C, 1D, 2, 2A, 3, 3A, 3B, 4, 4A, 4B, 5, 5A, 5B, 5C, 6,
 4 6A, 6B, 7, 7A, 7B, 7C, 7D, 8A, 8B, 9, 10, 11, 11A, 12, 13A, 13B, 14, 15 (Part)
 5 Tract 040904 - Blocks 2017, 2053, 2054, 2055, 2056, 2060 and 2061; Tract
 6 040906 - Blocks 1009, 1010, 1011, 1020, 1021, 1022, 1023, 1028, 1029, 1032, 1033,
 7 1034, 1035, 1036, 1037, 1038, 2000, 2017, 2018, 2019, 2021; 16 (Part) Tract
 8 040810 - Blocks 2006 and 2018; Tract 040905 - Blocks 2000, 2005, 3000, 3001,
 9 3002, 3003, 3004, 3005, 3006, 3007, 3008, 3009 and 3010; Tract 040906 - Blocks
 10 2022, 2023, 2024, 2025, 2027 and 17, 18, 18A, 19, 19A, 20, 21, 21A, 22, 23, 23A,
 11 23B, 23C, 24, 24B, 24C, 25, 26, 26A, 26B, 26C, 27, 28A, 28B, 29, 30, 31, 32, 33,
 12 34, 35, 35A, 36, 36A, 38, 39, 39A, 39B, 40, 40A, 41 and 43 of Livingston Parish.

13 (6) District 6 is composed of Assumption Parish; Precincts 2-3, 2-5, 2-14,
 14 2-15, 2-18, 2-21, 2-26, 2-28, 2-29, 2-32, 2-34, 2-35, 2-36 and 2-37 of East Baton
 15 Rouge Parish; Iberia Parish; Precincts 4, 5, 6, 13, 13C, 14, 14A, 15, 15B, 16, 17,
 16 18, 19, 20, 21, 22, 23, 24, 25, 26, 27, 28, 29, 31 and 32 of Iberville Parish;
 17 Precincts 182, 183, 184, 185A, 189, 190, 192, 193A, 193B, 194B, 198, 199, 202,
 18 203, 204, 246, 247, 248, 1-GI and 1-L of Jefferson Parish; Lafourche Parish;
 19 Plaquemines Parish; St. Bernard Parish; Precincts 1, 2, 3, 4, 5, 6, 7, 7A, 8, 9, 10,
 20 11, 12, 13, 14, 15, 16, 17, 19, 20, 21, 22, 23, 24, 25, 26, 27, 28, 29, 30, 31, 36, 37, 38,
 21 39 and 40 of St. Landry Parish; St. Martin Parish; St. Mary Parish; Terrebonne
 22 Parish and West Baton Rouge Parish.

23 (7) District 7 is composed of Precincts 30, 36, 37, 39, 42, 44, 45, 47, 48,
 24 50, 51, 52, 53, 54, 55, 57 and 65 of Ascension Parish; Precincts 1, 3, 7, 9, 10, 11
 25 and 12 of Iberville Parish; Precincts 55, 56, 57, 104, 108, 115, 116, 131, 133, 138,
 26 150, 151, 152, 153, 154, 155, 156, 157A, 157B, 170, 171, 172, 173, 174, 175, 176,
 27 177, 178, 179A, 179B, 180, 181, 185B, 187, 188, 191, 194A, 195, 196, 197A, 197B,
 28 200, 201, 205, 210, 211, 212, 213A, 213B, 213C, 214A, 214B, 215, 216A, 216B,
 29 216C, 217, 225, 226, 227, 228, 229, 230, 231, 232A, 232B, 234, 235, 236, 237,

1 238A, 238B, 1-G, 2-G, 3-G, 4-G, 5-G, 6-G, 7-G, 8-G, 9-G, 10-G, 11-G, 12-G,
2 13-G, 13-KB, 21-K, 22-K, 23-K, 24-K, 26-K, 29-K, 30-K, 31-K, 33-K, 1-W, 2-W,
3 3-W, 4-W, 5-W, 6-W and 7-W of Jefferson Parish; Precincts 1-1, 1-2, 1-5, 1-6,
4 2-1, 2-2, 2-4, 2-6, 2-7, 3-1, 3-8, 3-9, 3-12, 3-14, 3-15, 3-18, 3-19, 3-20, 4-2, 4-3, 4-5,
5 4-6, 4-7, 4-8, 4-9, 4-11, 5-1, 5-2, 5-3, 5-5, 5-7, 5-8, 5-9, 5-10, 5-11, 5-12, 5-13, 5-15,
6 5-16, 6-1, 6-2, 6-4, 6-6, 6-7, 6-8, 6-9, 7-1, 7-2, 7-4, 7-5, 7-6, 7-7, 7-8, 7-9A, 7-10,
7 7-11, 7-12, 7-13, 7-14, 7-15, 7-16, 7-17, 7-18, 7-19, 7-20, 7-21, 7-23, 7-24, 7-25,
8 7-25A, 7-26, 7-27, 7-27B, 7-28, 7-28A, 7-29, 7-30, 7-32, 7-33, 7-35, 7-37, 7-37A,
9 7-40, 7-41, 7-42, 8-1, 8-2, 8-4, 8-6, 8-7, 8-8, 8-9, 8-12, 8-13, 8-14, 8-15, 8-19, 8-20,
10 8-21, 8-22, 8-23, 8-24, 8-25, 8-26, 8-27, 8-28, 8-30, 9-1, 9-3, 9-4, 9-5, 9-6, 9-7, 9-8,
11 9-9, 9-10, 9-11, 9-12, 9-13, 9-14, 9-15, 9-16, 9-17, 9-19, 9-21, 9-23, 9-25, 9-26, 9-28,
12 9-28C, 9-29, 9-30, 9-30A, 9-31, 9-31A, 9-31B, 9-31D, 9-32, 9-33, 9-34A, 9-35,
13 9-35A, 9-36, 9-36B, 9-37, 9-38, 9-38A, 9-39, 9-39B, 9-40, 9-40A, 9-40C, 9-41,
14 9-41A, 9-41B, 9-41C, 9-41D, 9-42, 9-42C, 9-43A, 9-43B, 9-43C, 9-43E, 9-43F,
15 9-43G, 9-43H, 9-43I, 9-43J, 9-43K, 9-43L, 9-43M, 9-43N, 9-44, 9-44A, 9-44B,
16 9-44D, 9-44E, 9-44F, 9-44G, 9-44I, 9-44J, 9-44L, 9-44M, 9-44N, 9-44O, 9-44P,
17 9-44Q, 9-45, 9-45A, 10-3, 10-6, 10-7, 10-8, 10-9, 10-11, 10-12, 10-13, 10-14, 11-2,
18 11-3, 11-4, 11-5, 11-8, 11-9, 11-10, 11-11, 11-12, 11-13, 11-14, 11-17, 12-1, 12-2,
19 12-3, 12-4, 12-5, 12-6, 12-7, 12-8, 12-9, 12-10, 12-11, 12-12, 12-13, 12-14, 12-16,
20 12-17, 12-19, 13-1, 13-2, 13-3, 13-4, 13-5, 13-6, 13-7, 13-8, 13-9, 13-10, 13-11,
21 13-12, 13-13, 13-14, 13-15, 13-16, 14-1, 14-2, 14-3, 14-4, 14-5, 14-6, 14-7, 14-8,
22 14-9, 14-10, 14-11, 14-12, 14-13A, 14-14, 14-15, 14-16, 14-17, 14-18A, 14-19,
23 14-20, 14-21, 14-23, 14-24A, 14-25, 14-26, 15-1, 15-2, 15-3, 15-5, 15-6, 15-8, 15-9,
24 15-10, 15-11, 15-12, 15-12A, 15-13, 15-13A, 15-13B, 15-14, 15-14A, 15-14B,
25 15-14C, 15-14D, 15-14E, 15-14F, 15-14G, 15-15, 15-15A, 15-15B, 15-16, 15-17,
26 15-17A, 15-17B, 15-18, 15-18A, 15-18B, 15-18C, 15-18D, 15-18E, 15-18F, 15-19,
27 15-19A, 15-19B, 15-19C, 16-1, 16-1A, 16-2, 16-3, 16-4, 16-5, 16-6, 16-7, 16-8,
28 16-9, 17-1, 17-2, 17-3, 17-4, 17-5, 17-6, 17-7, 17-8, 17-9, 17-10, 17-11, 17-12,
29 17-13, 17-13A, 17-14, 17-15, 17-16, 17-17 and 17-18 of Orleans Parish; Precincts

1-1, 1-2, 1-3, 1-5, 1-6, 2-1, 2-2, 2-3, 2-4, 2-5, 2-6, 3-1, 3-2, 3-3, 4-1, 4-2, 4-3, 4-4, 5-1, 5-3, 5-4, 5-5, 6-1, 6-2, 6-4, 6-6, 6-7, 6-8, 7-1, 7-2, 7-3 and 7-4 of St. Charles Parish; St. James Parish and Precincts 1-1, 1-2, 1-3, 1-4, 1-5, 2-1, 2-2, 2-3, 2-4, 3-1, 3-2, 3-4, 4-1, 4-2, 4-3, 4-13, 4-14, 5-1, 5-4, 5-7, 5-8, 6-1, 6-3, 6-4, 7-2, 7-3, 7-5 and 7-7 of St. John the Baptist Parish.

§101.3. Assignment of districts; vacancies, elections; redistricting

A. Each office of the justices serving on the supreme court on January 1, 2023, is assigned to the supreme court district provided for in R.S. 13:101.2 as follows:

(1) The office of the justice elected from the first supreme court district is assigned to District 1.

(2) The office of the justice elected from the second supreme court district is assigned to District 2.

(3) The office of the justice elected from the third supreme court district is assigned to District 3.

(4) The office of the justice elected from the fourth supreme court district is assigned to District 4.

(5) The office of the justice elected from the fifth supreme court district is assigned to District 5.

(6) The office of the justice elected from the sixth supreme court district is assigned to District 6.

(7) The office of the justice elected from the seventh supreme court district is assigned to District 7.

B. The successor to the office of justice of the supreme court shall be elected from the district assigned to that office in Subsection A of this Section. The election shall be from the district as composed in R.S. 13:101.2 and assigned to that office as provided in Subsection A of this Section.

Section 2. R.S. 13:101, 101.1, and 312.4 are hereby repealed.

Section 3.(A) The precincts referenced in this Act are those precincts identified as

1 Voting Districts (VTDs) in the 2020 Census Redistricting TIGER/Line Shapefiles for the
2 State of Louisiana as validated through the data verification program of the Louisiana House
3 of Representatives and the Louisiana Senate and available on the legislature's website on the
4 effective date of this Section.

5 (B) When a precinct referenced in this Act has been subdivided by action of the
6 parish governing authority on a nongeographic basis or subdivided by action of the parish
7 governing authority on a geographic basis in accordance with the provisions of R.S.
8 18:532.1, the enumeration in this Act of the general precinct designation shall include all
9 nongeographic and all geographic subdivisions thereof, however such subdivisions may be
10 designated.

11 (C) The territorial limits of the districts as provided in this Act shall continue in
12 effect until changed by law regardless of any subsequent change made to the precincts by
13 the parish governing authority.

14 Section 4. (A) Solely for the purposes of qualifying for election and the election of
15 a member of the Supreme Court from District 6 at the regularly scheduled election for such
16 office in 2022, the provisions of Section 1 of this Act shall become effective upon signature
17 of this Act by the governor or, if not signed by the governor, upon expiration of the time for
18 bills to become law without signature by the governor, as provided in Article III, Section 18
19 of the Constitution of Louisiana. For subsequent elections of members of the Supreme Court
20 and for all other purposes, the provisions of Section 1 of this Act shall become effective on
21 January 1, 2023.

22 (B) The provisions of Section 2 of this Act shall become effective on January 1,
23 2023.

24 (C) The provisions of this Section and Section 3 of this Act shall become effective
25 upon signature of this Act by the governor or, if not signed by the governor, upon expiration
26 of the time for bills to become law without signature by the governor, as provided in Article
27 III, Section 18 of the Constitution of Louisiana. If this Act is vetoed by the governor and
28 subsequently approved by the legislature, the provisions of this Section and Section 3 of this
29 Act shall become effective on the day following such approval.

The original instrument and the following digest, which constitutes no part of the legislative instrument, were prepared by J. W. Wiley.

DIGEST

SB 15 Original

2022 First Extraordinary Session

Hewitt

Present constitution (Const. Art. V, §3) provides the supreme court must be composed of a chief justice and six associate justices.

Present constitution (Const. Art. V, §4) provides the state must be divided into at least six supreme court districts, and at least one judge shall be elected from each. Further provides the districts and the number of judges assigned to each on the effective date of this constitution are retained, subject to change by law enacted by two-thirds of the elected members of each house of the legislature.

Proposed law redraws district boundaries for the seven Supreme Court districts.

Proposed law provides the district boundaries will be effective upon signature of the governor or lapse of time for gubernatorial action for the purposes of qualifying for election and the election of a member of the Supreme Court from District 6 at the regularly scheduled election for such office in 2022.

Proposed law provides for subsequent elections of members of the Supreme Court and for all other purposes an effective date of January 1, 2023, at which time present law is repealed and proposed districts are effective for all other purposes.

Proposed law repeals present law that provides for an additional judgeship for the Court of Appeals for the Fourth Circuit who is assigned to the Louisiana Supreme Court.

Proposed law specifies that precincts referenced in district descriptions are those precincts identified as Voting Districts (VTDs) in the 2020 Census Redistricting TIGER/Line Shapefiles for the state of La. as validated through the data verification program of the La. legislature. Also specifies that if any such precinct has been subdivided by action of the parish governing authority on a nongeographic basis or subdivided by action of the parish governing authority on a geographic basis in accordance with present law, the enumeration of the general precinct designation shall include all nongeographic and all geographic subdivisions thereof. Further provides that the territorial limits of the districts as enacted shall continue in effect without change regardless of any subsequent change made to the precincts by the parish governing authority.

Population data in the summaries accompanying this digest are derived from 2020 Census Redistricting Data (Public Law 94-171), Summary File for Louisiana. Population data, statistical information, and maps are supplied for purposes of information and analysis and comprise no part of proposed law.

(Adds R.S. 13:101.2 and 101.3; repeals R.S. 13:101, 101.1, and 312.4)

Plan Statistics

Plan: SLS 221ES 22 by Sen. Hewitt

| <u>Districts:</u> | <u># of Members</u> | <u>Actual Population</u> | <u>Ideal Population</u> | <u>Absolute Deviation</u> | <u>Relative Deviation</u> |
|---------------------|---------------------|--------------------------|-------------------------|---------------------------|---------------------------|
| District 1 | 1 | 696,386 | 665,393 | 30,993 | 4.658% |
| District 2 | 1 | 651,817 | 665,393 | -13,576 | -2.040% |
| District 3 | 1 | 639,381 | 665,393 | -26,012 | -3.909% |
| District 4 | 1 | 668,394 | 665,393 | 3,001 | 0.451% |
| District 5 | 1 | 675,951 | 665,393 | 10,558 | 1.587% |
| District 6 | 1 | 633,291 | 665,393 | -32,102 | -4.825% |
| District 7 | 1 | 692,537 | 665,393 | 27,144 | 4.079% |
| Grand Total: | 7 | 4,657,757 | 4,657,751 | | |

| | | | |
|------------------------------------|---------|----|---------|
| Ideal Population Per Member: | 665393 | | |
| Number of Districts for Plan Type: | 7 | | |
| Range of District Populations: | 633,291 | to | 696,386 |
| Absolute Mean Deviation: | 9,014 | | |
| Absolute Range: | -32,102 | to | 30,993 |
| Absolute Overall Range: | 63,095 | | |
| Relative Mean Deviation: | 3.08% | | |
| Relative Range: | -4.82% | to | 4.66% |
| Relative Overall Range: | 9.48% | | |

| | |
|--------------------------------------|-----------|
| <i>Ideal - Actual:</i> | -6 |
| <i>Remainder:</i> | 6 |
| <i>Unassigned Population:</i> | 0 |

Total Population

Plan: SLS 221ES 22 by Sen. Hewitt

| | Total Population | Total White | Total Black | Total Asian | Total American Indian | Total Other | Total Hispanic | VAP Total | VAP White | VAP Black | VAP Asian | VAP American Indian | VAP Other | VAP Hispanic Total |
|-------------|------------------|-------------|-------------|-------------|-----------------------|-------------|----------------|-----------|-----------|-----------|-----------|---------------------|-----------|--------------------|
| District 1 | 696,386 | 471,380 | 129,637 | 19,506 | 13,008 | 62,855 | 76,649 | 540,582 | 379,653 | 91,754 | 14,390 | 9,704 | 45,081 | 53,850 |
| | 100.000% | 67.689% | 18.616% | 2.801% | 1.868% | 9.026% | 11.007% | 100.000% | 70.230% | 16.973% | 2.662% | 1.795% | 8.339% | 9.961% |
| District 2 | 651,817 | 372,011 | 226,911 | 10,766 | 16,437 | 25,692 | 32,154 | 496,177 | 294,657 | 163,003 | 7,845 | 12,322 | 18,350 | 22,296 |
| | 100.000% | 57.073% | 34.812% | 1.652% | 2.522% | 3.942% | 4.933% | 100.000% | 59.385% | 32.852% | 1.581% | 2.483% | 3.698% | 4.494% |
| District 3 | 639,381 | 429,619 | 159,500 | 13,232 | 8,760 | 28,270 | 33,402 | 482,137 | 335,372 | 111,507 | 9,490 | 6,452 | 19,316 | 22,245 |
| | 100.000% | 67.193% | 24.946% | 2.070% | 1.370% | 4.421% | 5.224% | 100.000% | 69.559% | 23.128% | 1.968% | 1.338% | 4.006% | 4.614% |
| District 4 | 668,394 | 395,627 | 233,556 | 8,258 | 11,482 | 19,471 | 23,744 | 515,748 | 316,487 | 169,542 | 6,326 | 8,727 | 14,666 | 17,545 |
| | 100.000% | 59.191% | 34.943% | 1.235% | 1.718% | 2.913% | 3.552% | 100.000% | 61.365% | 32.873% | 1.227% | 1.692% | 2.844% | 3.402% |
| District 5 | 675,951 | 375,421 | 230,226 | 19,838 | 9,339 | 41,127 | 47,523 | 516,552 | 298,998 | 167,408 | 14,814 | 7,086 | 28,246 | 32,114 |
| | 100.000% | 55.540% | 34.060% | 2.935% | 1.382% | 6.084% | 7.031% | 100.000% | 57.883% | 32.409% | 2.868% | 1.372% | 5.468% | 6.217% |
| District 6 | 633,291 | 380,429 | 187,127 | 12,471 | 20,088 | 33,176 | 40,178 | 478,898 | 301,504 | 131,887 | 8,987 | 13,771 | 22,749 | 26,705 |
| | 100.000% | 60.072% | 29.548% | 1.969% | 3.172% | 5.239% | 6.344% | 100.000% | 62.958% | 27.540% | 1.877% | 2.876% | 4.750% | 5.576% |
| District 7 | 692,537 | 233,165 | 376,162 | 23,217 | 7,946 | 52,047 | 68,899 | 540,454 | 197,840 | 280,668 | 18,564 | 6,178 | 37,204 | 48,907 |
| | 100.000% | 33.668% | 54.317% | 3.352% | 1.147% | 7.515% | 9.949% | 100.000% | 36.606% | 51.932% | 3.435% | 1.143% | 6.884% | 9.049% |
| Grand Total | 4,657,757 | 2,657,652 | 1,543,119 | 107,288 | 87,060 | 262,638 | 322,549 | 3,570,548 | 2,124,511 | 1,115,769 | 80,416 | 64,240 | 185,612 | 223,662 |
| | 100.000% | 57.059% | 33.130% | 2.303% | 1.869% | 5.639% | 6.925% | 100.000% | 59.501% | 31.249% | 2.252% | 1.799% | 5.198% | 6.264% |

Voter Registration

Plan: SLS 221ES 22 by Sen. Hewitt

| | Reg Total Dec 2021 | Reg White Dec 2021 | Reg Black Dec 2021 | Reg Other Dec 2021 | Reg Dem Total Dec 2021 | Reg Rep Total Dec 2021 | Reg Other Total Dec 2021 |
|-------------|-----------------------|-----------------------|-----------------------|-----------------------|------------------------------|------------------------------|--------------------------------|
| District 1 | 440,636 | 339,725 | 66,194 | 34,717 | 125,844 | 186,564 | 128,228 |
| | 81.511% | 77.099% | 15.022% | 7.879% | 28.560% | 42.340% | 29.101% |
| District 2 | 393,288 | 245,230 | 129,594 | 18,464 | 152,696 | 141,135 | 99,457 |
| | 79.264% | 62.354% | 32.951% | 4.695% | 38.825% | 35.886% | 25.289% |
| District 3 | 389,980 | 287,102 | 86,165 | 16,713 | 133,486 | 149,302 | 107,192 |
| | 80.886% | 73.620% | 22.095% | 4.286% | 34.229% | 38.285% | 27.487% |
| District 4 | 418,965 | 268,455 | 138,326 | 12,184 | 164,581 | 154,424 | 99,960 |
| | 81.234% | 64.076% | 33.016% | 2.908% | 39.283% | 36.858% | 23.859% |
| District 5 | 411,845 | 257,953 | 131,352 | 22,540 | 158,379 | 143,332 | 110,134 |
| | 79.730% | 62.634% | 31.894% | 5.473% | 38.456% | 34.802% | 26.742% |
| District 6 | 395,850 | 265,343 | 110,506 | 20,001 | 157,771 | 132,826 | 105,253 |
| | 82.659% | 67.031% | 27.916% | 5.053% | 39.856% | 33.555% | 26.589% |
| District 7 | 443,782 | 164,181 | 240,611 | 38,990 | 268,247 | 61,197 | 114,338 |
| | 82.113% | 36.996% | 54.218% | 8.786% | 60.446% | 13.790% | 25.764% |
| Grand Total | 2,894,346 | 1,827,989 | 902,748 | 163,609 | 1,161,004 | 968,780 | 764,562 |

Splits

Plan: SLS 221ES 22 by Sen. Hewitt

| | Total Population | Total White | Total Black | Total Asian | Total American Indian | Total Other | VAP Total | VAP White | VAP Black | VAP Asian | VAP American Indian | VAP Other | Reg Total Dec 2021 | Reg White Dec 2021 | Reg Black Dec 2021 | Reg Other Dec 2021 |
|-----------------|------------------|-------------|-------------|-------------|-----------------------|-------------|-----------|-----------|-----------|-----------|---------------------|-----------|--------------------|--------------------|--------------------|--------------------|
| District 1 | | | | | | | | | | | | | | | | |
| *Jefferson | 223,779 | 143,880 | 28,740 | 11,164 | 3,815 | 36,180 | 179,385 | 120,653 | 21,023 | 8,447 | 2,888 | 26,374 | 136,815 | 107,383 | 11,373 | 18,059 |
| *Orleans | 18,497 | 15,053 | 910 | 839 | 209 | 1,486 | 14,064 | 11,626 | 650 | 586 | 158 | 1,044 | 12,878 | 11,243 | 487 | 1,148 |
| St. Helena | 10,920 | 4,527 | 6,031 | 39 | 134 | 189 | 8,463 | 3,805 | 4,371 | 28 | 109 | 150 | 8,321 | 3,628 | 4,565 | 128 |
| St. Tammany | 264,570 | 196,641 | 38,643 | 5,774 | 5,660 | 17,852 | 202,228 | 154,621 | 26,761 | 4,075 | 4,161 | 12,610 | 178,779 | 145,724 | 21,142 | 11,913 |
| Tangipahoa | 133,157 | 81,336 | 41,879 | 1,474 | 2,454 | 6,014 | 101,491 | 65,205 | 29,217 | 1,100 | 1,827 | 4,142 | 76,256 | 52,912 | 20,525 | 2,819 |
| Washington | 45,463 | 29,943 | 13,434 | 216 | 736 | 1,134 | 34,951 | 23,743 | 9,732 | 154 | 561 | 761 | 27,587 | 18,835 | 8,102 | 650 |
| District 1 | 696,386 | 471,380 | 129,637 | 19,506 | 13,008 | 62,855 | 540,582 | 379,653 | 91,754 | 14,390 | 9,704 | 45,081 | 440,636 | 339,725 | 66,194 | 34,717 |
| | 100.000% | 67.689% | 18.616% | 2.801% | 1.868% | 9.026% | 100.000% | 70.230% | 16.973% | 2.662% | 1.795% | 8.339% | 81.511% | 77.099% | 15.022% | 7.879% |
| District 2 | | | | | | | | | | | | | | | | |
| Allen | 22,750 | 16,327 | 4,490 | 246 | 947 | 740 | 17,510 | 12,751 | 3,275 | 182 | 646 | 656 | 12,201 | 9,478 | 2,217 | 506 |
| Beauregard | 36,549 | 29,529 | 4,649 | 402 | 1,052 | 917 | 27,489 | 22,304 | 3,495 | 269 | 773 | 648 | 22,294 | 18,771 | 2,369 | 1,154 |
| Bossier | 128,746 | 81,052 | 32,551 | 3,492 | 3,273 | 8,378 | 95,876 | 62,931 | 22,440 | 2,448 | 2,477 | 5,580 | 69,743 | 50,861 | 14,838 | 4,044 |
| Caddo | 237,848 | 103,457 | 119,304 | 4,034 | 3,840 | 7,213 | 182,407 | 85,059 | 86,359 | 3,008 | 2,958 | 5,023 | 151,296 | 73,113 | 71,249 | 6,934 |
| De Soto | 26,812 | 15,284 | 9,973 | 117 | 740 | 698 | 20,440 | 11,909 | 7,425 | 86 | 557 | 463 | 18,713 | 11,330 | 6,810 | 573 |
| Evangeline | 32,350 | 21,354 | 9,235 | 241 | 280 | 1,240 | 24,408 | 16,460 | 6,483 | 187 | 217 | 1,061 | 20,553 | 14,566 | 5,643 | 344 |
| Natchitoches | 37,515 | 19,361 | 15,725 | 255 | 861 | 1,313 | 29,349 | 16,010 | 11,415 | 198 | 683 | 1,043 | 23,107 | 12,850 | 9,224 | 1,033 |
| Red River | 7,620 | 4,195 | 3,106 | 25 | 171 | 123 | 5,714 | 3,338 | 2,164 | 3 | 116 | 93 | 5,631 | 3,130 | 2,418 | 83 |
| Sabine | 22,155 | 15,036 | 3,861 | 94 | 2,723 | 441 | 17,064 | 12,054 | 2,655 | 66 | 1,970 | 319 | 14,547 | 11,023 | 2,184 | 1,340 |
| Vernon | 48,750 | 35,087 | 7,611 | 1,442 | 1,600 | 3,010 | 36,261 | 26,765 | 5,133 | 1,074 | 1,160 | 2,129 | 24,060 | 19,182 | 3,011 | 1,867 |
| Webster | 36,967 | 22,735 | 12,679 | 208 | 687 | 658 | 28,753 | 18,144 | 9,464 | 154 | 558 | 433 | 22,737 | 14,938 | 7,339 | 460 |
| Winn | 13,755 | 8,594 | 3,727 | 210 | 263 | 961 | 10,906 | 6,932 | 2,695 | 170 | 207 | 902 | 8,406 | 5,988 | 2,292 | 126 |
| District 2 | 651,817 | 372,011 | 226,911 | 10,766 | 16,437 | 25,692 | 496,177 | 294,657 | 163,003 | 7,845 | 12,322 | 18,350 | 393,288 | 245,230 | 129,594 | 18,464 |
| | 100.000% | 57.073% | 34.812% | 1.652% | 2.522% | 3.942% | 100.000% | 59.385% | 32.852% | 1.581% | 2.483% | 3.698% | 79.264% | 62.354% | 32.951% | 4.695% |
| District 3 | | | | | | | | | | | | | | | | |
| Acadia | 57,576 | 44,480 | 10,864 | 238 | 573 | 1,421 | 42,943 | 34,071 | 7,383 | 173 | 400 | 916 | 37,678 | 30,555 | 6,407 | 716 |
| Calcasieu | 216,785 | 139,772 | 59,386 | 4,702 | 3,536 | 9,389 | 163,166 | 108,789 | 41,898 | 3,359 | 2,604 | 6,516 | 120,511 | 85,659 | 29,513 | 5,339 |
| Cameron | 5,617 | 5,232 | 125 | 30 | 75 | 155 | 4,358 | 4,100 | 79 | 23 | 47 | 109 | 4,789 | 4,610 | 88 | 91 |
| Jefferson Davis | 32,250 | 25,066 | 5,837 | 183 | 472 | 692 | 24,039 | 19,121 | 4,006 | 111 | 325 | 476 | 20,013 | 16,350 | 3,202 | 461 |
| Lafayette | 241,753 | 153,363 | 65,136 | 6,454 | 3,210 | 13,590 | 183,875 | 121,608 | 45,917 | 4,664 | 2,387 | 9,299 | 153,493 | 108,645 | 36,481 | 8,367 |
| *St. Landry | 28,041 | 17,229 | 9,342 | 178 | 271 | 1,021 | 20,744 | 13,320 | 6,437 | 123 | 201 | 663 | 16,727 | 10,778 | 5,480 | 469 |
| Vermilion | 57,359 | 44,477 | 8,810 | 1,447 | 623 | 2,002 | 43,012 | 34,363 | 5,787 | 1,037 | 488 | 1,337 | 36,769 | 30,505 | 4,994 | 1,270 |
| District 3 | 639,381 | 429,619 | 159,500 | 13,232 | 8,760 | 28,270 | 482,137 | 335,372 | 111,507 | 9,490 | 6,452 | 19,316 | 389,980 | 287,102 | 86,165 | 16,713 |
| | 100.000% | 67.193% | 24.946% | 2.070% | 1.370% | 4.421% | 100.000% | 69.559% | 23.128% | 1.968% | 1.338% | 4.006% | 80.886% | 73.620% | 22.095% | 4.286% |
| District 4 | | | | | | | | | | | | | | | | |
| Avoyelles | 39,693 | 25,625 | 11,678 | 434 | 767 | 1,189 | 30,578 | 20,269 | 8,311 | 379 | 570 | 1,049 | 23,426 | 16,534 | 6,294 | 598 |

Splits

Plan: SLS 221ES 22 by Sen. Hewitt

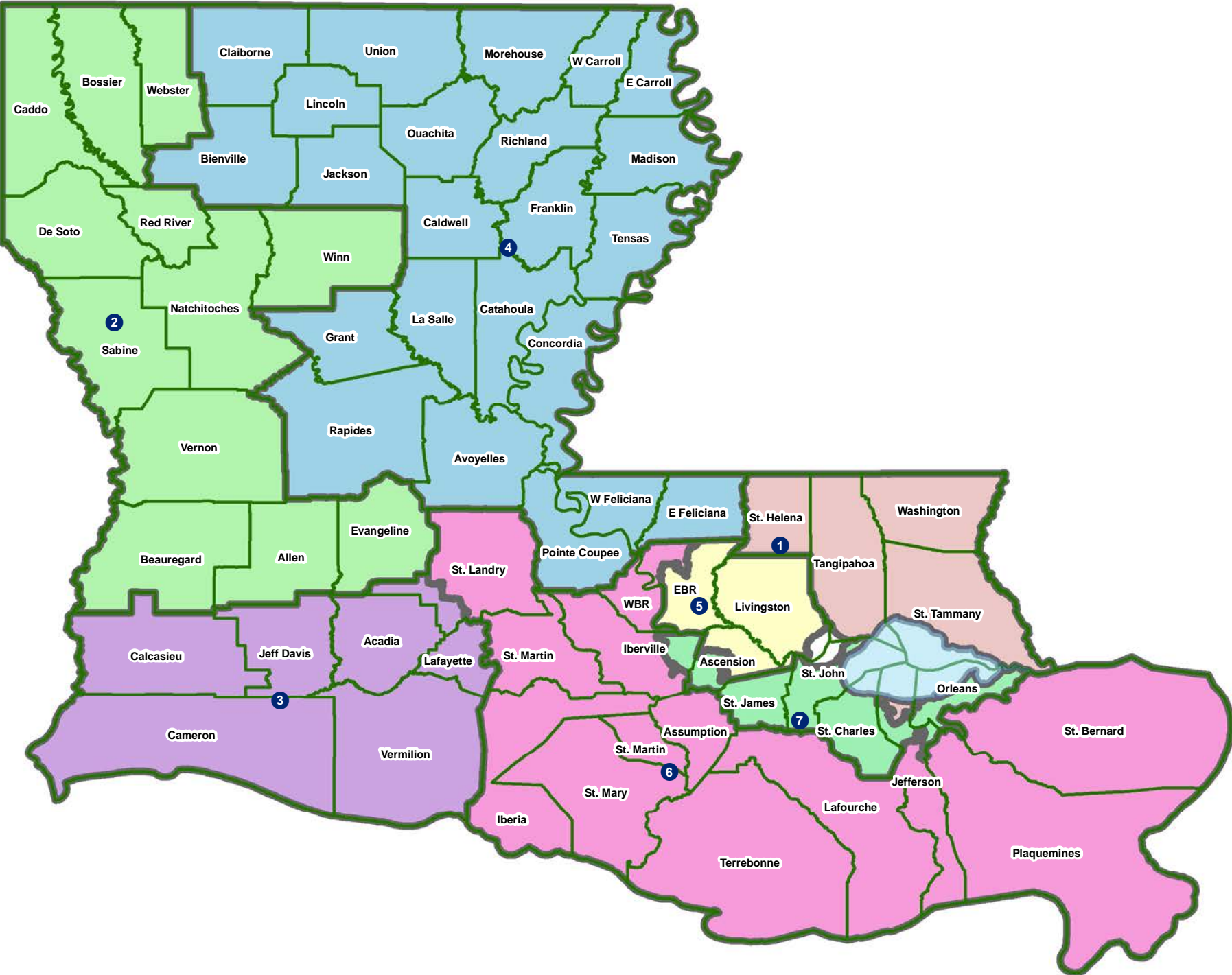
| | Total Population | Total White | Total Black | Total Asian | Total American Indian | Total Other | VAP Total | VAP White | VAP Black | VAP Asian | VAP American Indian | VAP Other | Reg Total Dec 2021 | Reg White Dec 2021 | Reg Black Dec 2021 | Reg Other Dec 2021 |
|-------------------|------------------|-------------|-------------|-------------|-----------------------|-------------|-----------|-----------|-----------|-----------|---------------------|-----------|--------------------|--------------------|--------------------|--------------------|
| District 4 | | | | | | | | | | | | | | | | |
| Bienville | 12,981 | 6,950 | 5,600 | 57 | 207 | 167 | 10,073 | 5,486 | 4,284 | 30 | 162 | 111 | 8,847 | 4,843 | 3,917 | 87 |
| Caldwell | 9,645 | 7,646 | 1,632 | 51 | 150 | 166 | 7,478 | 5,969 | 1,224 | 46 | 116 | 123 | 6,031 | 5,124 | 818 | 89 |
| Catahoula | 8,906 | 5,776 | 2,395 | 46 | 119 | 570 | 6,951 | 4,557 | 1,736 | 33 | 87 | 538 | 6,467 | 4,639 | 1,770 | 58 |
| Claiborne | 14,170 | 7,263 | 6,360 | 88 | 185 | 274 | 11,507 | 6,258 | 4,824 | 55 | 140 | 230 | 8,598 | 4,632 | 3,820 | 146 |
| Concordia | 18,687 | 10,275 | 7,725 | 122 | 233 | 332 | 14,217 | 8,108 | 5,613 | 100 | 167 | 229 | 11,964 | 7,222 | 4,540 | 202 |
| East Carroll | 7,459 | 2,054 | 5,272 | 29 | 43 | 61 | 5,901 | 1,773 | 4,043 | 19 | 27 | 39 | 4,709 | 1,306 | 3,359 | 44 |
| East Feliciana | 19,539 | 11,516 | 7,341 | 91 | 262 | 329 | 16,183 | 9,740 | 5,918 | 61 | 198 | 266 | 13,600 | 7,959 | 5,186 | 455 |
| Franklin | 19,774 | 12,492 | 6,802 | 70 | 205 | 205 | 15,028 | 9,901 | 4,779 | 44 | 153 | 151 | 13,159 | 9,015 | 4,034 | 110 |
| Grant | 22,169 | 17,709 | 3,335 | 133 | 644 | 348 | 17,527 | 13,964 | 2,717 | 97 | 507 | 242 | 12,688 | 11,174 | 1,176 | 338 |
| Jackson | 15,031 | 9,967 | 4,166 | 175 | 255 | 468 | 11,783 | 7,967 | 3,125 | 140 | 174 | 377 | 9,449 | 6,647 | 2,610 | 192 |
| La Salle | 14,791 | 11,348 | 1,422 | 283 | 372 | 1,366 | 11,563 | 8,636 | 1,065 | 264 | 271 | 1,327 | 8,792 | 7,978 | 637 | 177 |
| Lincoln | 48,396 | 26,034 | 19,364 | 892 | 662 | 1,444 | 38,655 | 21,306 | 15,119 | 744 | 526 | 960 | 25,649 | 15,672 | 9,016 | 961 |
| Madison | 10,017 | 3,475 | 6,363 | 20 | 59 | 100 | 7,435 | 2,906 | 4,391 | 9 | 48 | 81 | 7,278 | 2,494 | 4,674 | 110 |
| Morehouse | 25,629 | 12,281 | 12,484 | 160 | 370 | 334 | 20,062 | 10,095 | 9,300 | 117 | 279 | 271 | 16,922 | 8,505 | 8,131 | 286 |
| Ouachita | 160,368 | 88,545 | 61,217 | 2,788 | 2,661 | 5,157 | 120,200 | 69,974 | 42,290 | 2,118 | 2,059 | 3,759 | 99,752 | 60,515 | 35,658 | 3,579 |
| Pointe Coupee | 20,758 | 12,395 | 7,504 | 107 | 159 | 593 | 16,250 | 10,108 | 5,502 | 91 | 119 | 430 | 14,675 | 9,320 | 5,121 | 234 |
| Rapides | 130,023 | 77,510 | 42,592 | 2,428 | 3,102 | 4,391 | 98,792 | 61,373 | 30,205 | 1,786 | 2,334 | 3,094 | 80,176 | 52,832 | 23,775 | 3,569 |
| Richland | 20,043 | 11,785 | 7,603 | 83 | 258 | 314 | 15,383 | 9,338 | 5,546 | 66 | 203 | 230 | 13,662 | 8,470 | 4,961 | 231 |
| Tensas | 4,147 | 1,744 | 2,312 | 23 | 26 | 42 | 3,235 | 1,446 | 1,728 | 12 | 23 | 26 | 3,455 | 1,503 | 1,917 | 35 |
| Union | 21,107 | 14,460 | 5,224 | 62 | 338 | 1,023 | 16,632 | 11,807 | 3,861 | 39 | 254 | 671 | 15,221 | 11,066 | 3,692 | 463 |
| West Carroll | 9,751 | 7,894 | 1,425 | 27 | 180 | 225 | 7,532 | 6,223 | 1,010 | 20 | 136 | 143 | 7,038 | 5,913 | 1,040 | 85 |
| West Feliciana | 15,310 | 10,883 | 3,740 | 89 | 225 | 373 | 12,783 | 9,283 | 2,951 | 56 | 174 | 319 | 7,407 | 5,092 | 2,180 | 135 |
| District 4 | 668,394 | 395,627 | 233,556 | 8,258 | 11,482 | 19,471 | 515,748 | 316,487 | 169,542 | 6,326 | 8,727 | 14,666 | 418,965 | 268,455 | 138,326 | 12,184 |
| | 100.000% | 59.191% | 34.943% | 1.235% | 1.718% | 2.913% | 100.000% | 61.365% | 32.873% | 1.227% | 1.692% | 2.844% | 81.234% | 64.076% | 33.016% | 2.908% |
| District 5 | | | | | | | | | | | | | | | | |
| *Ascension | 105,608 | 75,516 | 18,374 | 2,160 | 1,834 | 7,724 | 76,531 | 56,464 | 12,373 | 1,410 | 1,277 | 5,007 | 66,737 | 52,932 | 10,020 | 3,785 |
| *East Baton Rouge | 428,061 | 183,050 | 199,194 | 15,981 | 4,394 | 25,442 | 334,880 | 154,102 | 146,899 | 12,305 | 3,498 | 18,076 | 260,540 | 128,959 | 115,907 | 15,674 |
| Livingston | 142,282 | 116,855 | 12,658 | 1,697 | 3,111 | 7,961 | 105,141 | 88,432 | 8,136 | 1,099 | 2,311 | 5,163 | 84,568 | 76,062 | 5,425 | 3,081 |
| District 5 | 675,951 | 375,421 | 230,226 | 19,838 | 9,339 | 41,127 | 516,552 | 298,998 | 167,408 | 14,814 | 7,086 | 28,246 | 411,845 | 257,953 | 131,352 | 22,540 |
| | 100.000% | 55.540% | 34.060% | 2.935% | 1.382% | 6.084% | 100.000% | 57.883% | 32.409% | 2.868% | 1.372% | 5.468% | 79.730% | 62.634% | 31.894% | 5.473% |
| District 6 | | | | | | | | | | | | | | | | |
| Assumption | 21,039 | 13,722 | 6,220 | 96 | 258 | 743 | 16,616 | 11,145 | 4,707 | 57 | 197 | 510 | 14,439 | 9,700 | 4,510 | 229 |
| *East Baton Rouge | 28,720 | 13,019 | 14,204 | 444 | 333 | 720 | 20,732 | 9,779 | 9,891 | 294 | 249 | 519 | 18,724 | 9,273 | 8,768 | 683 |
| Iberia | 69,929 | 39,206 | 24,556 | 2,123 | 794 | 3,250 | 52,791 | 31,295 | 17,069 | 1,562 | 581 | 2,284 | 44,526 | 28,287 | 14,352 | 1,887 |
| *Iberville | 20,017 | 10,960 | 8,201 | 115 | 216 | 525 | 15,770 | 9,030 | 6,074 | 87 | 177 | 402 | 14,844 | 8,304 | 6,256 | 284 |

Splits

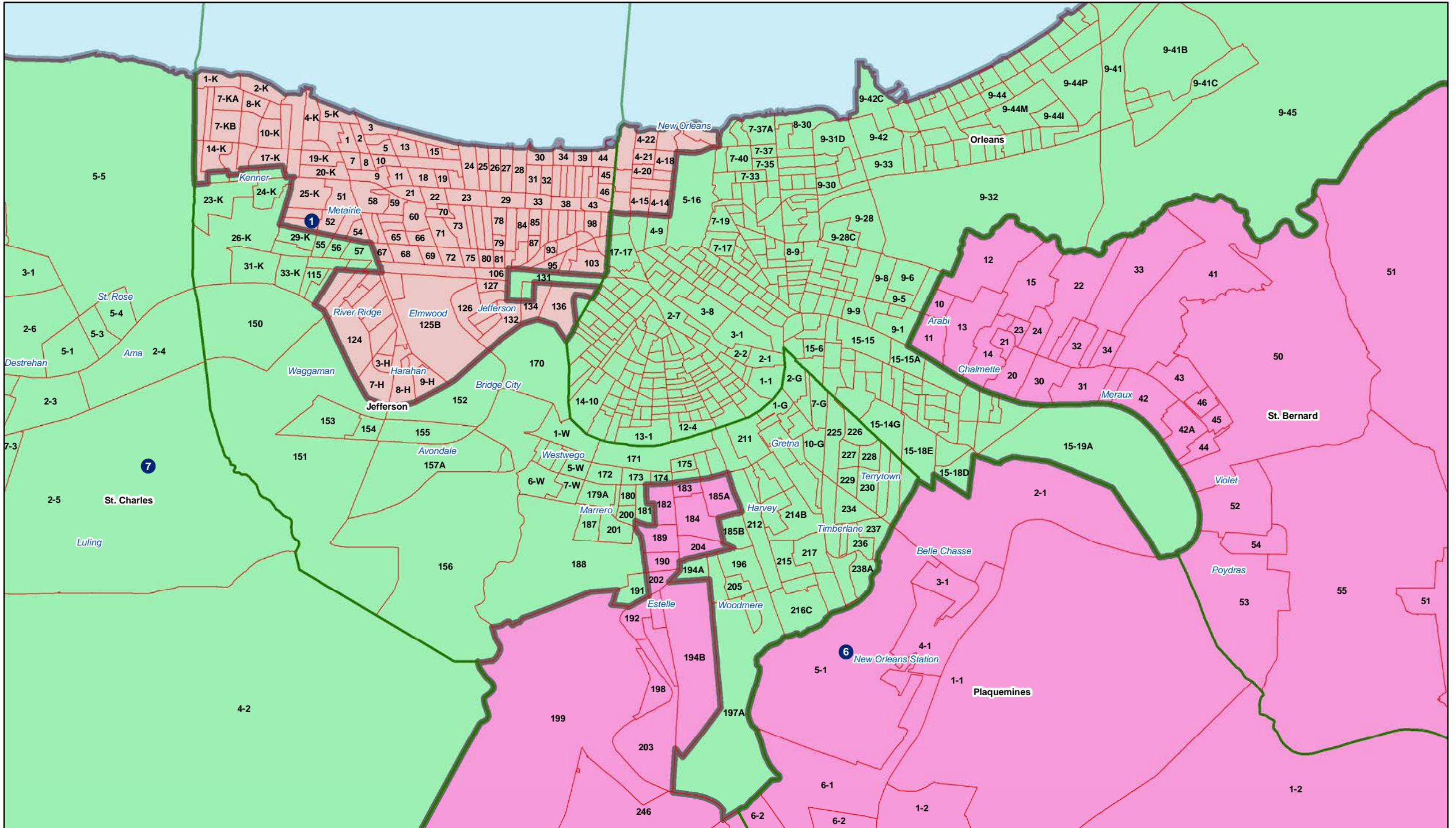
Plan: SLS 221ES 22 by Sen. Hewitt

| | Total Population | Total White | Total Black | Total Asian | Total American Indian | Total Other | VAP Total | VAP White | VAP Black | VAP Asian | VAP American Indian | VAP Other | Reg Total Dec 2021 | Reg White Dec 2021 | Reg Black Dec 2021 | Reg Other Dec 2021 |
|----------------------|------------------|-------------|-------------|-------------|-----------------------|-------------|-----------|-----------|-----------|-----------|---------------------|-----------|--------------------|--------------------|--------------------|--------------------|
| District 6 | | | | | | | | | | | | | | | | |
| *Jefferson | 36,299 | 22,197 | 7,631 | 2,187 | 1,082 | 3,202 | 28,238 | 18,031 | 5,450 | 1,664 | 797 | 2,296 | 23,532 | 16,273 | 4,597 | 2,662 |
| Lafourche | 97,557 | 71,710 | 15,855 | 1,025 | 4,224 | 4,743 | 74,619 | 56,838 | 11,077 | 738 | 2,777 | 3,189 | 58,278 | 48,467 | 7,164 | 2,647 |
| Plaquemines | 23,515 | 14,287 | 5,428 | 1,317 | 697 | 1,786 | 17,334 | 10,856 | 3,857 | 925 | 500 | 1,196 | 13,908 | 9,513 | 3,134 | 1,261 |
| St. Bernard | 43,764 | 24,497 | 12,309 | 1,381 | 947 | 4,630 | 31,775 | 18,992 | 7,944 | 982 | 688 | 3,169 | 25,653 | 18,233 | 5,497 | 1,923 |
| *St. Landry | 54,499 | 26,382 | 26,494 | 321 | 365 | 937 | 41,067 | 20,889 | 19,060 | 230 | 250 | 638 | 37,755 | 19,315 | 17,525 | 915 |
| St. Martin | 51,767 | 33,259 | 15,921 | 597 | 539 | 1,451 | 39,404 | 26,278 | 11,293 | 407 | 413 | 1,013 | 35,120 | 23,934 | 10,381 | 805 |
| St. Mary | 49,406 | 26,949 | 15,991 | 835 | 1,670 | 3,961 | 37,521 | 21,594 | 11,520 | 593 | 1,173 | 2,641 | 30,210 | 18,712 | 9,891 | 1,607 |
| Terrebonne | 109,580 | 69,934 | 23,147 | 1,743 | 8,637 | 6,119 | 82,505 | 55,631 | 15,796 | 1,239 | 5,750 | 4,089 | 61,720 | 45,395 | 11,566 | 4,759 |
| West Baton Rouge | 27,199 | 14,307 | 11,170 | 287 | 326 | 1,109 | 20,526 | 11,146 | 8,149 | 209 | 219 | 803 | 17,141 | 9,937 | 6,865 | 339 |
| District 6 | 633,291 | 380,429 | 187,127 | 12,471 | 20,088 | 33,176 | 478,898 | 301,504 | 131,887 | 8,987 | 13,771 | 22,749 | 395,850 | 265,343 | 110,506 | 20,001 |
| | 100.000% | 60.072% | 29.548% | 1.969% | 3.172% | 5.239% | 100.000% | 62.958% | 27.540% | 1.877% | 2.876% | 4.750% | 82.659% | 67.031% | 27.916% | 5.053% |
| District 7 | | | | | | | | | | | | | | | | |
| *Ascension | 20,892 | 5,625 | 13,842 | 140 | 170 | 1,115 | 15,426 | 4,672 | 9,766 | 104 | 113 | 771 | 13,180 | 3,868 | 8,794 | 518 |
| *Iberville | 10,224 | 3,873 | 5,529 | 87 | 58 | 677 | 8,316 | 3,432 | 4,158 | 62 | 44 | 620 | 5,618 | 1,828 | 3,641 | 149 |
| *Jefferson | 180,703 | 54,858 | 89,846 | 9,673 | 2,789 | 23,537 | 137,031 | 45,451 | 65,702 | 7,581 | 2,150 | 16,147 | 102,754 | 35,960 | 53,606 | 13,188 |
| *Orleans | 365,500 | 111,409 | 218,059 | 12,017 | 3,457 | 20,558 | 292,132 | 98,626 | 165,418 | 9,934 | 2,790 | 15,364 | 243,366 | 80,743 | 141,038 | 21,585 |
| St. Charles | 52,549 | 33,550 | 13,928 | 837 | 925 | 3,309 | 39,541 | 26,154 | 9,890 | 529 | 667 | 2,301 | 34,985 | 24,309 | 8,797 | 1,879 |
| St. James | 20,192 | 9,973 | 9,762 | 60 | 82 | 315 | 15,505 | 7,883 | 7,297 | 31 | 64 | 230 | 14,966 | 7,254 | 7,501 | 211 |
| St. John the Baptist | 42,477 | 13,877 | 25,196 | 403 | 465 | 2,536 | 32,503 | 11,622 | 18,437 | 323 | 350 | 1,771 | 28,913 | 10,219 | 17,234 | 1,460 |
| District 7 | 692,537 | 233,165 | 376,162 | 23,217 | 7,946 | 52,047 | 540,454 | 197,840 | 280,668 | 18,564 | 6,178 | 37,204 | 443,782 | 164,181 | 240,611 | 38,990 |
| | 100.000% | 33.668% | 54.317% | 3.352% | 1.147% | 7.515% | 100.000% | 36.606% | 51.932% | 3.435% | 1.143% | 6.884% | 82.113% | 36.996% | 54.218% | 8.786% |

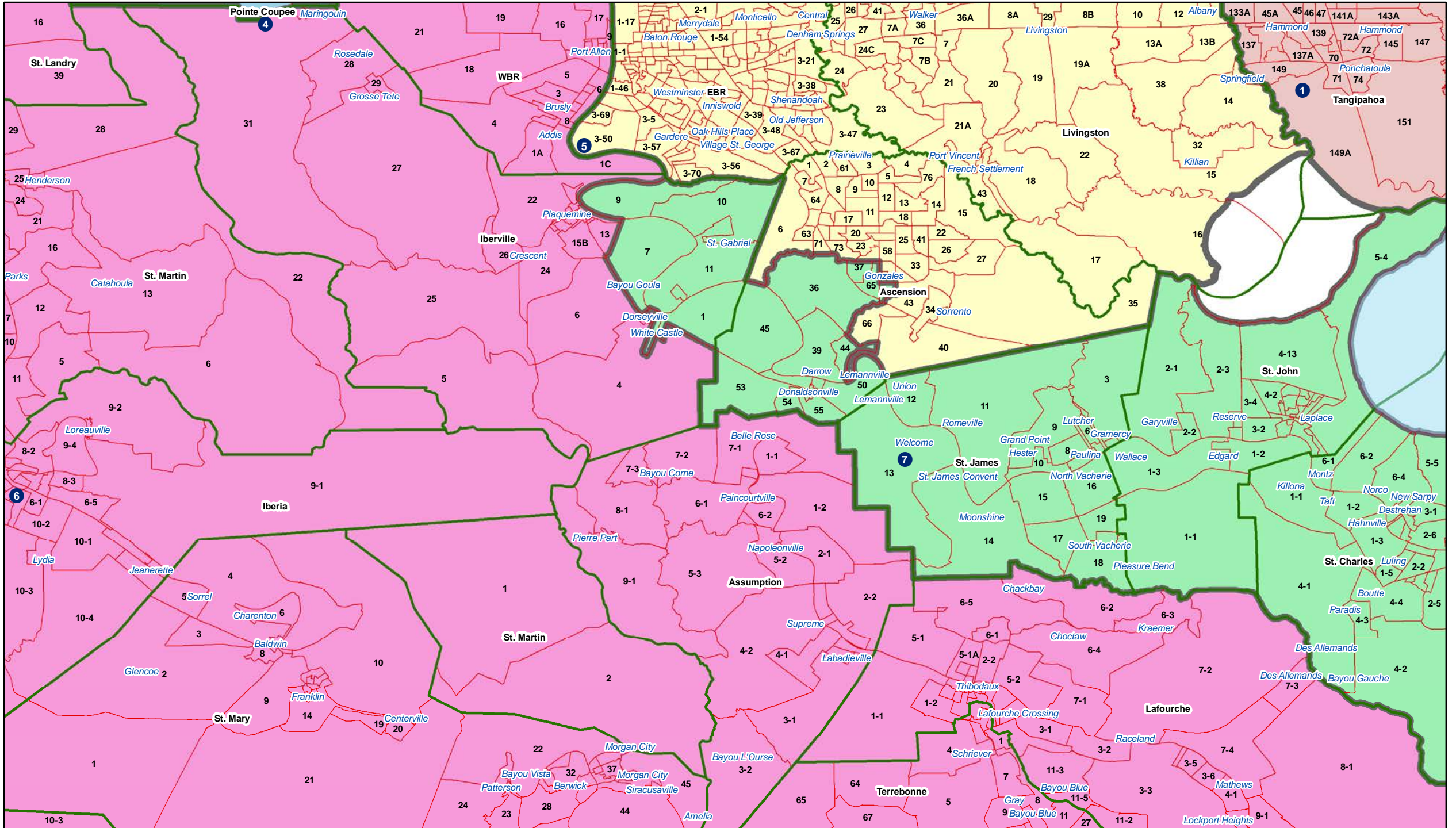
Supreme Court



Supreme Court - Jefferson Orleans



Supreme Court - Acadiana River Bayou



Supreme Court - Baton Rouge

