

FOR OFFICE USE ONLY	

HOUSE FLOOR AMENDMENTS

2022 First Extraordinary Session

Amendments proposed by Representative Ivey to Engrossed House Bill No. 22 by Representative Ivey

1 AMENDMENT NO. 1

2 On page 1, delete lines 13 through 20 and delete pages 2 through 4 and insert the following:

3 "(1) District 1 is composed of Precincts 1, 2, 3, 4, 5, 7, 8, 9, 10, 11, 12, 13,
 4 14, 15, 16, 17, 18, 19, 20, 21, 22, 23, 24, 25, 26, 27, 28, 29, 30, 31, 32, 33, 34, 35, 36,
 5 37, 38, 39, 40, 41, 42, 43, 44, 45, 46, 51, 52, 53, 54, 55, 56, 57, 58, 59, 60, 61, 62, 63,
 6 64, 65, 66, 67, 68, 69, 70, 71, 72, 73, 74, 75, 76, 77, 78, 79, 80, 81, 82, 83, 84, 85, 86,
 7 87, 88, 89, 90, 91, 92, 93, 94, 95, 96, 97, 98, 99, 100, 101, 102, 103, 105, 106, 108,
 8 116, 117, 118, 119, 120, 121, 122, 123, 124, 125A, 125B, 126, 127, 128, 129, 130,
 9 132, 1-H, 2-H, 3-H, 4-H, 5-H, 6-H, 7-H, 8-H, 9-H, 1-K, 2-K, 3-K, 4-K, 5-K, 6-KA,
 10 6-KB, 7-KA, 7-KB, 8-K, 9-K, 10-K, 11-K, 12-K, 13-KA, 13-KB, 14-K, 15-K, 16-K,
 11 17-K, 18-K, 19-K, 20-K, 25-K, 27-K, 28-K, 29-K, 34-K, and 35-K of Jefferson
 12 Parish; Precincts 3-20, 4-8, 4-9, 4-11, 4-14, 4-15, 4-17, 4-17A, 4-18, 4-20, 4-21,
 13 4-22, 4-23, 5-13, 5-15, 5-16, 5-17, 5-18, 17-17, 17-18, 17-18A, 17-19, and 17-20 of
 14 Orleans Parish; St. Tammany Parish; Tangipahoa Parish; and Washington Parish.

15 (2) District 2 is composed of Bossier Parish; Caddo Parish; Claiborne Parish;
 16 Lincoln Parish; Morehouse Parish; Ouachita Parish; Union Parish; and Webster
 17 Parish.

18 (3) District 3 is composed of Acadia Parish; Beauregard Parish; Calcasieu
 19 Parish; Cameron Parish; Jefferson Davis Parish; Lafayette Parish; and Vermilion
 20 Parish.

21 (4) District 4 is composed of Allen Parish; Avoyelles Parish; Bienville
 22 Parish; Caldwell Parish; Catahoula Parish; Concordia Parish; De Soto Parish; East
 23 Carroll Parish; Evangeline Parish; Franklin Parish; Grant Parish; Jackson Parish; La
 24 Salle Parish; Madison Parish; Natchitoches Parish; Rapides Parish; Red River Parish;
 25 Richland Parish; Sabine Parish; St. Landry Parish; Tensas Parish; Vernon Parish;
 26 West Carroll Parish; and Winn Parish.

27 (5) District 5 is composed of East Baton Rouge Parish; East Feliciana Parish;
 28 Livingston Parish; Pointe Coupee Parish; St. Helena Parish; West Baton Rouge
 29 Parish; and West Feliciana Parish.

30 (6) District 6 is composed of Ascension Parish; Assumption Parish; Iberia
 31 Parish; Iberville Parish; Precincts 247, 248, 1-GI, and 1-L of Jefferson Parish;
 32 Lafourche Parish; Plaquemines Parish; St. Bernard Parish; St. James Parish; St.
 33 Martin Parish; St. Mary Parish; and Terrebonne Parish.

34 (7) District 7 is composed of Precincts 104, 115, 131, 133, 134, 136, 138,
 35 150, 151, 152, 153, 154, 155, 156, 157A, 157B, 170, 171, 172, 173, 174, 175, 176,
 36 177, 178, 179A, 179B, 180, 181, 182, 183, 184, 185A, 185B, 187, 188, 189, 190,
 37 191, 192, 193A, 193B, 194A, 194B, 195, 196, 197A, 197B, 198, 199, 200, 201, 202,
 38 203, 204, 205, 210, 211, 212, 213A, 213B, 213C, 214A, 214B, 215, 216A, 216B,
 39 216C, 217, 225, 226, 227, 228, 229, 230, 231, 232A, 232B, 234, 235, 236, 237,
 40 238A, 238B, 246, 1-G, 2-G, 3-G, 4-G, 5-G, 6-G, 7-G, 8-G, 9-G, 10-G, 11-G, 12-G,
 41 13-G, 21-K, 22-K, 23-K, 24-K, 26-K, 30-K, 31-K, 33-K, 1-W, 2-W, 3-W, 4-W, 5-W,
 42 6-W, and 7-W of Jefferson Parish; Precincts 1-1, 1-2, 1-5, 1-6, 2-1, 2-2, 2-4, 2-6, 2-7,
 43 3-1, 3-8, 3-9, 3-12, 3-14, 3-15, 3-18, 3-19, 4-2, 4-3, 4-5, 4-6, 4-7, 5-1, 5-2, 5-3, 5-5,
 44 5-7, 5-8, 5-9, 5-10, 5-11, 5-12, 6-1, 6-2, 6-4, 6-6, 6-7, 6-8, 6-9, 7-1, 7-2, 7-4, 7-5, 7-6,
 45 7-7, 7-8, 7-9A, 7-10, 7-11, 7-12, 7-13, 7-14, 7-15, 7-16, 7-17, 7-18, 7-19, 7-20, 7-21,

1 7-23, 7-24, 7-25, 7-25A, 7-26, 7-27, 7-27B, 7-28, 7-28A, 7-29, 7-30, 7-32, 7-33,
 2 7-35, 7-37, 7-37A, 7-40, 7-41, 7-42, 8-1, 8-2, 8-4, 8-6, 8-7, 8-8, 8-9, 8-12, 8-13,
 3 8-14, 8-15, 8-19, 8-20, 8-21, 8-22, 8-23, 8-24, 8-25, 8-26, 8-27, 8-28, 8-30, 9-1, 9-3,
 4 9-4, 9-5, 9-6, 9-7, 9-8, 9-9, 9-10, 9-11, 9-12, 9-13, 9-14, 9-15, 9-16, 9-17, 9-19, 9-21,
 5 9-23, 9-25, 9-26, 9-28, 9-28C, 9-29, 9-30, 9-30A, 9-31, 9-31A, 9-31B, 9-31D, 9-32,
 6 9-33, 9-34A, 9-35, 9-35A, 9-36, 9-36B, 9-37, 9-38, 9-38A, 9-39, 9-39B, 9-40,
 7 9-40A, 9-40C, 9-41, 9-41A, 9-41B, 9-41C, 9-41D, 9-42, 9-42C, 9-43A, 9-43B,
 8 9-43C, 9-43E, 9-43F, 9-43G, 9-43H, 9-43I, 9-43J, 9-43K, 9-43L, 9-43M, 9-43N,
 9 9-44, 9-44A, 9-44B, 9-44D, 9-44E, 9-44F, 9-44G, 9-44I, 9-44J, 9-44L, 9-44M,
 10 9-44N, 9-44O, 9-44P, 9-44Q, 9-45, 9-45A, 10-3, 10-6, 10-7, 10-8, 10-9, 10-11,
 11 10-12, 10-13, 10-14, 11-2, 11-3, 11-4, 11-5, 11-8, 11-9, 11-10, 11-11, 11-12, 11-13,
 12 11-14, 11-17, 12-1, 12-2, 12-3, 12-4, 12-5, 12-6, 12-7, 12-8, 12-9, 12-10, 12-11,
 13 12-12, 12-13, 12-14, 12-16, 12-17, 12-19, 13-1, 13-2, 13-3, 13-4, 13-5, 13-6, 13-7,
 14 13-8, 13-9, 13-10, 13-11, 13-12, 13-13, 13-14, 13-15, 13-16, 14-1, 14-2, 14-3, 14-4,
 15 14-5, 14-6, 14-7, 14-8, 14-9, 14-10, 14-11, 14-12, 14-13A, 14-14, 14-15, 14-16,
 16 14-17, 14-18A, 14-19, 14-20, 14-21, 14-23, 14-24A, 14-25, 14-26, 15-1, 15-2, 15-3,
 17 15-5, 15-6, 15-8, 15-9, 15-10, 15-11, 15-12, 15-12A, 15-13, 15-13A, 15-13B, 15-14,
 18 15-14A, 15-14B, 15-14C, 15-14D, 15-14E, 15-14F, 15-14G, 15-15, 15-15A, 15-15B,
 19 15-16, 15-17, 15-17A, 15-17B, 15-18, 15-18A, 15-18B, 15-18C, 15-18D, 15-18E,
 20 15-18F, 15-19, 15-19A, 15-19B, 15-19C, 16-1, 16-1A, 16-2, 16-3, 16-4, 16-5, 16-6,
 21 16-7, 16-8, 16-9, 17-1, 17-2, 17-3, 17-4, 17-5, 17-6, 17-7, 17-8, 17-9, 17-10, 17-11,
 22 17-12, 17-13, 17-13A, 17-14, 17-15, and 17-16 of Orleans Parish; St. Charles Parish;
 23 and St. John the Baptist Parish."

Plan Statistics

Plan: HFA HB22 474 139

<u>Districts:</u>	<u># of Members</u>	<u>Actual Population</u>	<u>Ideal Population</u>	<u>Absolute Deviation</u>	<u>Relative Deviation</u>
District 1	1	701,629	665,393	36,236	5.446%
District 2	1	673,231	665,393	7,838	1.178%
District 3	1	647,889	665,393	-17,504	-2.631%
District 4	1	637,364	665,393	-28,029	-4.212%
District 5	1	692,789	665,393	27,396	4.117%
District 6	1	648,381	665,393	-17,012	-2.557%
District 7	1	656,474	665,393	-8,919	-1.340%
Grand Total:	7	4,657,757	4,657,751		

Ideal Population Per Member:	665393		
Number of Districts for Plan Type:	7		
Range of District Populations:	637,364	to	701,629
Absolute Mean Deviation:	9,181		
Absolute Range:	-28,029	to	36,236
Absolute Overall Range:	64,265		
Relative Mean Deviation:	3.07%		
Relative Range:	-4.21%	to	5.45%
Relative Overall Range:	9.66%		

<i>Ideal - Actual:</i>	-6
<i>Remainder:</i>	6
<i>Unassigned Population:</i>	0

Differing Assignments



DB: LA 2020 12 - CENSUS
Plan Type: Supreme Court

Plan: HFA HB22 474 139

Page: 1 of 20

	HFA HB22 474 139	HB 22 Engrossed (Ivey) 221ES-105
Allen		
1-1	4	3
1-2	4	3
1-3	4	3
1-4	4	3
1-5	4	3
1-6	4	3
2-1	4	3
2-2	4	3
2-2-A	4	3
2-3	4	3
2-4-C	4	3
2-4-O	4	3
2-5	4	3
2-6	4	3
3-1	4	3
3-2	4	3
4-2	4	3
4-3	4	3
5-2	4	3
5-3	4	3
5-4-C	4	3
5-4-O	4	3
5-5	4	3
5-7	4	3
5-8A	4	3
5-9	4	3
5-10	4	3
5-12	4	3
5-13	4	3
Ascension		
1	6	5
2	6	5
3	6	5
4	6	5
5	6	5
6	6	5
7	6	5
8	6	5
9	6	5
10	6	5
11	6	5
12	6	5
13	6	5
14	6	5

Differing Assignments



DB: LA 2020 12 - CENSUS
Plan Type: Supreme Court

Plan: HFA HB22 474 139

	HFA HB22 474 139	HB 22 Engrossed (Ivey) 221ES-105
15	6	5
16	6	5
17	6	5
18	6	5
20	6	5
21	6	5
22	6	5
23	6	5
24	6	5
25	6	5
26	6	5
27	6	5
28	6	5
30	6	5
31	6	5
32	6	5
33	6	5
34	6	5
35	6	5
36	6	5
37	6	5
39	6	5
40	6	5
41	6	5
42	6	5
43	6	5
44	6	5
45	6	5
47	6	5
48	6	5
50	6	5
51	6	5
52	6	5
53	6	5
54	6	5
55	6	5
57	6	5
58	6	5
61	6	5
62	6	5
63	6	5
64	6	5
65	6	5
66	6	5
71	6	5

Differing Assignments



DB: LA 2020 12 - CENSUS
Plan Type: Supreme Court

Plan: HFA HB22 474 139

Page: 3 of 20

	HFA HB22 474 139	HB 22 Engrossed (Ivey) 221ES-105
72	6	5
73	6	5
76	6	5
77	6	5
78	6	5
Avoyelles		
1-1	4	6
1-2	4	6
1-3	4	6
2-1	4	6
2-2	4	6
2-2A	4	6
2-2B	4	6
2-2C	4	6
2-2D	4	6
2-2F	4	6
2-3A	4	6
2-4	4	6
2-4A	4	6
2-5	4	6
2-5E	4	6
2-7	4	6
2-8	4	6
3-1	4	6
3-1B	4	6
3-3	4	6
4-1	4	6
4-2	4	6
4-2A	4	6
5-1	4	6
5-1A	4	6
6-1A	4	6
6-2	4	6
6-2A	4	6
7-1	4	6
7-3	4	6
7-3B	4	6
8-1	4	6
8-2A	4	6
8-2B	4	6
8-3	4	6
8-3A	4	6
9-1A	4	6
9-2	4	6
9-2A	4	6

Differing Assignments



DB: LA 2020 12 - CENSUS
Plan Type: Supreme Court

Plan: HFA HB22 474 139

Page: 4 of 20

	HFA HB22 474 139	HB 22 Engrossed (Ivey) 221ES-105
9-3	4	6
9-4	4	6
9-4B	4	6
9-5B	4	6
10-2	4	6
10-2A	4	6
10-3A	4	6
10-4	4	6
11-1	4	6
11-2A	4	6
Bossier		
1-1	2	4
1-2	2	4
1-3	2	4
1-3A	2	4
1-3B	2	4
1-4	2	4
1-5	2	4
2-1	2	4
2-2	2	4
2-3	2	4
2-3A	2	4
2-4	2	4
2-5A	2	4
2-6	2	4
2-7	2	4
2-8	2	4
2-9	2	4
2-10	2	4
2-11	2	4
2-11A	2	4
2-12A	2	4
2-12B	2	4
2-12C	2	4
2-13	2	4
2-14	2	4
2-15	2	4
2-16	2	4
2-17A	2	4
2-17B	2	4
2-18B	2	4
2-18C	2	4
2-18E	2	4
2-18F	2	4
2-18G	2	4

Differing Assignments



	HFA HB22 474 139	HB 22 Engrossed (Ivey) 221ES-105
2-19	2	4
2-20	2	4
2-21A	2	4
2-21B	2	4
2-21C	2	4
2-21D	2	4
2-22A	2	4
2-22B	2	4
2-22C	2	4
2-23	2	4
4-2	2	4
4-3A	2	4
4-3B	2	4
4-3C	2	4
4-3D	2	4
4-4A	2	4
4-4B	2	4
4-5A	2	4
4-6A	2	4
4-6B	2	4
4-7A	2	4
4-7B	2	4
4-8A	2	4
4-8B	2	4
4-8C	2	4
4-8D	2	4
4-8E	2	4
4-8G	2	4
4-9	2	4
4-10	2	4
4-11A	2	4
4-11B	2	4
4-11C	2	4
Concordia		
1-1	4	2
1-2	4	2
1-3	4	2
1-4	4	2
2-1	4	2
3-1	4	2
3-2	4	2
3-3	4	2
3-4	4	2
4-1	4	2
4-2	4	2

Differing Assignments



	HFA HB22 474 139	HB 22 Engrossed (Ivey) 221ES-105
4-3	4	2
4-4	4	2
5-1	4	2
5-2	4	2
5-2B	4	2
5-3	4	2
5-4	4	2
5-5	4	2
5-6	4	2
East Baton Rouge		
1-1	5	2
1-2	5	2
1-3	5	2
1-4	5	2
1-5	5	2
1-6	5	2
1-10	5	2
1-11	5	2
1-13	5	2
1-14	5	2
1-15	5	2
1-16	5	2
1-17	5	2
1-18	5	2
1-19	5	2
1-20	5	2
1-21	5	2
1-22	5	2
1-23	5	2
1-24	5	2
1-25	5	2
1-26	5	2
1-27	5	2
1-28	5	2
1-29	5	2
1-30	5	2
1-31	5	2
1-32	5	2
1-36	5	2
1-37	5	2
1-38	5	2
1-44	5	2
1-45	5	2
1-46	5	2
1-50	5	2

Differing Assignments



	HFA HB22 474 139	HB 22 Engrossed (Ivey) 221ES-105
1-51	5	2
1-54	5	2
1-58	5	2
1-61	5	2
1-62	5	2
1-63	5	2
1-67	5	2
1-68	5	2
1-70	5	2
1-71	5	2
1-76	5	2
1-77	5	2
1-78	5	2
1-81	5	2
1-82	5	2
1-83	5	2
1-84	5	2
1-85	5	2
1-86	5	2
1-87	5	2
1-88	5	2
1-91	5	2
1-92	5	2
1-93	5	2
1-94	5	2
1-95	5	2
1-97	5	2
1-100	5	2
1-101	5	2
1-102	5	2
1-104	5	2
2-1	5	2
2-2	5	2
2-3	5	2
2-4	5	2
2-5	5	2
2-9	5	2
2-10	5	2
2-11	5	2
2-12	5	2
2-13	5	2
2-14	5	2
2-15	5	2
2-16	5	2
2-17	5	2

Differing Assignments



DB: LA 2020 12 - CENSUS
Plan Type: Supreme Court

Plan: HFA HB22 474 139

	HFA HB22 474 139	HB 22 Engrossed (Ivey) 221ES-105
2-18	5	2
2-19	5	2
2-20	5	2
2-21	5	2
2-22	5	2
2-23	5	2
2-24	5	2
2-25	5	2
2-26	5	2
2-27	5	2
2-28	5	2
2-29	5	2
2-30	5	2
2-31	5	2
2-32	5	2
2-34	5	2
2-35	5	2
2-36	5	2
2-37	5	2
3-8	5	2
3-12	5	2
3-24	5	2
3-28	5	2
3-32	5	2
3-54	5	2
3-72	5	2
East Carroll		
1	4	2
3	4	2
4	4	2
5	4	2
5A	4	2
5B	4	2
6	4	2
7	4	2
9	4	2
10	4	2
13	4	2
14	4	2
15	4	2
16	4	2
17	4	2
18	4	2
19	4	2
East Feliciana		

Differing Assignments



DB: LA 2020 12 - CENSUS
Plan Type: Supreme Court

Plan: HFA HB22 474 139

Page: 9 of 20

	HFA HB22 474 139	HB 22 Engrossed (Ivey) 221ES-105
1	5	2
2	5	2
3	5	2
4	5	2
5	5	2
6	5	2
7	5	2
8	5	2
9	5	2
10	5	2
11	5	2
12	5	2
13	5	2
14	5	2
Evangeline		
1010	4	6
1020	4	6
1030	4	6
1031	4	6
1040	4	6
1041	4	6
1050	4	6
1060	4	6
1080	4	6
1081	4	6
1090	4	6
1091	4	6
1100	4	6
1101	4	6
1110	4	6
1120	4	6
1130	4	6
1140	4	6
1150	4	6
1160	4	6
1161	4	6
1162	4	6
1170	4	6
1171	4	6
2010	4	6
2010A	4	6
2020	4	6
2030	4	6
2040	4	6
3010	4	6

Differing Assignments



DB: LA 2020 12 - CENSUS
Plan Type: Supreme Court

Plan: HFA HB22 474 139

	HFA HB22 474 139	HB 22 Engrossed (Ivey) 221ES-105
3020	4	6
3030	4	6
3031	4	6
3032	4	6
3040	4	6
3050	4	6
3051	4	6
3052	4	6
3060	4	6
3070	4	6
3071	4	6
4001	4	6
4010	4	6
4011	4	6
4012	4	6
4020	4	6
4021	4	6
4030	4	6
4040	4	6
5004	4	6
5010	4	6
5020	4	6
5030	4	6
5040	4	6
5041	4	6
5050	4	6
Jefferson		
247	6	1
248	6	1
1-GI	6	1
1-L	6	1
Lincoln		
1-1	2	4
1-2	2	4
1-3	2	4
2-1	2	4
2-2	2	4
3-1	2	4
3-2	2	4
3-3	2	4
3-4	2	4
3-5	2	4
3-6	2	4
4-1	2	4
4-2	2	4

Differing Assignments



DB: LA 2020 12 - CENSUS
Plan Type: Supreme Court

Plan: HFA HB22 474 139

	HFA HB22 474 139	HB 22 Engrossed (Ivey) 221ES-105
4-3	2	4
4-4	2	4
4-5	2	4
4-6	2	4
5-1	2	4
5-2	2	4
5-3	2	4
5-4	2	4
6-1	2	4
6-2	2	4
6-3	2	4
7-1	2	4
7-2	2	4
8-1	2	4
8-2	2	4
8-3	2	4
8-4	2	4
9-1	2	4
9-2	2	4
9-3	2	4
9-4	2	4
9-5	2	4
10-1	2	4
10-2	2	4
10-3	2	4
10-4	2	4
10-5	2	4
11-1	2	4
11-2	2	4
11-3	2	4
11-4	2	4
12-1	2	4
12-2	2	4
12-3	2	4
12-4	2	4
12-5	2	4
12-6	2	4
Madison		
1	4	2
2	4	2
3	4	2
4	4	2
5	4	2
6	4	2
7	4	2

Differing Assignments



DB: LA 2020 12 - CENSUS
Plan Type: Supreme Court

Plan: HFA HB22 474 139

	HFA HB22 474 139	HB 22 Engrossed (Ivey) 221ES-105
8	4	2
9	4	2
10	4	2
11	4	2
12	4	2
13	4	2
14	4	2
15	4	2
16	4	2
17	4	2
18	4	2
19	4	2
20	4	2
21	4	2
22	4	2
23	4	2
24	4	2
25	4	2
26	4	2
Orleans 9-45A	7	1
Ouachita 1	2	4
1A	2	4
2	2	4
4	2	4
6	2	4
7	2	4
25	2	4
31	2	4
32	2	4
33	2	4
35	2	4
36	2	4
37	2	4
38	2	4
39	2	4
40	2	4
41	2	4
42	2	4
43	2	4
44	2	4
44A	2	4
45	2	4
46	2	4

Differing Assignments



	HFA HB22 474 139	HB 22 Engrossed (Ivey) 221ES-105
48	2	4
49	2	4
50	2	4
51	2	4
51A	2	4
52	2	4
52A	2	4
53	2	4
54	2	4
55	2	4
56	2	4
56A	2	4
57	2	4
58	2	4
61	2	4
64	2	4
71	2	4
75	2	4
76	2	4
77	2	4
78	2	4
Plaquemines		
1-1	6	1
1-2	6	1
1-3	6	1
2-1	6	1
3-1	6	1
4-1	6	1
5-1	6	1
6-1	6	1
6-2	6	1
7-1	6	1
7-2	6	1
8-1	6	1
8-2	6	1
8-3	6	1
9-1	6	1
9-2	6	1
Pointe Coupee		
1	5	6
2	5	6
3	5	6
4	5	6
5	5	6
6	5	6

Differing Assignments



DB: LA 2020 12 - CENSUS
Plan Type: Supreme Court

Plan: HFA HB22 474 139

	HFA HB22 474 139	HB 22 Engrossed (Ivey) 221ES-105
7	5	6
8	5	6
9	5	6
10	5	6
11	5	6
12	5	6
13	5	6
14	5	6
15	5	6
16	5	6
17	5	6
18	5	6
19	5	6
20	5	6
St. Bernard		
10	6	1
11	6	1
12	6	1
13	6	1
14	6	1
15	6	1
20	6	1
21	6	1
22	6	1
23	6	1
24	6	1
25	6	1
30	6	1
31	6	1
32	6	1
33	6	1
34	6	1
40	6	1
41	6	1
42	6	1
42A	6	1
43	6	1
44	6	1
45	6	1
46	6	1
50	6	1
51	6	1
52	6	1
53	6	1
54	6	1

Differing Assignments



DB: LA 2020 12 - CENSUS
Plan Type: Supreme Court

Plan: HFA HB22 474 139

	HFA HB22 474 139	HB 22 Engrossed (Ivey) 221ES-105
55	6	1
St. Landry		
1	4	6
2	4	6
3	4	6
4	4	6
5	4	6
6	4	6
7	4	6
7A	4	6
8	4	6
9	4	6
10	4	6
11	4	6
12	4	6
13	4	6
14	4	6
15	4	6
16	4	6
17	4	6
18	4	6
19	4	6
20	4	6
21	4	6
22	4	6
23	4	6
24	4	6
25	4	6
26	4	6
27	4	6
28	4	6
29	4	6
30	4	6
31	4	6
32	4	6
33	4	6
34	4	6
35	4	6
36	4	6
37	4	6
38	4	6
39	4	6
40	4	6
41	4	6
42	4	6

Differing Assignments



DB: LA 2020 12 - CENSUS
Plan Type: Supreme Court

Plan: HFA HB22 474 139

	HFA HB22 474 139	HB 22 Engrossed (Ivey) 221ES-105
43	4	6
44	4	6
45	4	6
46	4	6
47	4	6
48	4	6
49	4	6
50	4	6
51	4	6
52	4	6
Tangipahoa		
1	1	5
2	1	5
6	1	5
11	1	5
15	1	5
16	1	5
17	1	5
18	1	5
26	1	5
27	1	5
28	1	5
33	1	5
40	1	5
40A	1	5
41	1	5
42	1	5
42A	1	5
43	1	5
44	1	5
45	1	5
45A	1	5
46	1	5
47	1	5
48	1	5
49	1	5
70	1	5
70A	1	5
71	1	5
72	1	5
72A	1	5
73	1	5
74	1	5
101	1	5
102	1	5

Differing Assignments



DB: LA 2020 12 - CENSUS
Plan Type: Supreme Court

Plan: HFA HB22 474 139

	HFA HB22 474 139	HB 22 Engrossed (Ivey) 221ES-105
104	1	5
104A	1	5
105	1	5
106	1	5
106A	1	5
107	1	5
108	1	5
109	1	5
110	1	5
111A	1	5
112	1	5
114	1	5
115B	1	5
116	1	5
117	1	5
118	1	5
119	1	5
120	1	5
120A	1	5
120B	1	5
121	1	5
121A	1	5
122	1	5
122A	1	5
122B	1	5
123	1	5
124	1	5
124A	1	5
125	1	5
127	1	5
127A	1	5
129	1	5
129A	1	5
133	1	5
133A	1	5
137	1	5
137A	1	5
137B	1	5
137C	1	5
137D	1	5
139	1	5
141	1	5
141A	1	5
143	1	5
143A	1	5

Differing Assignments



DB: LA 2020 12 - CENSUS
Plan Type: Supreme Court

Plan: HFA HB22 474 139

	HFA HB22 474 139	HB 22 Engrossed (Ivey) 221ES-105
145	1	5
147	1	5
149	1	5
149A	1	5
151	1	5
Lake Pontchartrain	1	5
Tensas		
1	4	2
2	4	2
2B	4	2
2C	4	2
4	4	2
4A	4	2
5	4	2
5A	4	2
7	4	2
9	4	2
10	4	2
11	4	2
11A	4	2
12	4	2
15	4	2
17	4	2
Union		
5	2	4
6	2	4
7	2	4
11	2	4
12	2	4
13	2	4
14	2	4
15	2	4
16	2	4
17	2	4
17A	2	4
18	2	4
19	2	4
20	2	4
22	2	4
23	2	4
27	2	4
28	2	4
29	2	4
West Baton Rouge		
1A	5	6
1B	5	6

Differing Assignments



DB: LA 2020 12 - CENSUS
Plan Type: Supreme Court

Plan: HFA HB22 474 139

	HFA HB22 474 139	HB 22 Engrossed (Ivey) 221ES-105
1C	5	6
2A	5	6
2B	5	6
3	5	6
4	5	6
5	5	6
6	5	6
7A	5	6
7B	5	6
8	5	6
9	5	6
10A	5	6
10B	5	6
11A	5	6
11B	5	6
12	5	6
13A	5	6
13B	5	6
14	5	6
15	5	6
16	5	6
17	5	6
18	5	6
19	5	6
20	5	6
21	5	6
22	5	6
West Carroll		
1	4	2
2	4	2
3	4	2
3A	4	2
4	4	2
5	4	2
6	4	2
7	4	2
8	4	2
9	4	2
10	4	2
11	4	2
12	4	2
14	4	2
15	4	2
16	4	2
18	4	2

Differing Assignments



	HFA HB22 474 139	HB 22 Engrossed (Ivey) 221ES-105
West Feliciana		
1	5	2
2	5	2
3	5	2
4	5	2
5	5	2
6	5	2
7	5	2
8	5	2
9	5	2
10	5	2
11	5	2
12	5	2
13	5	2

District Summary

DB: LA 2020 12 - CENSUS

Plan: HFA HB22 474 139

Page: 1 of 3

Plan Type: Supreme Court

	Total Population	Total White	Total Black	Total Asian	Total Other	Total Hispanic	VAP Total	VAP White	VAP Black	VAP Hispanic Total	Reg Total Dec 2021	Reg White Dec 2021	Reg Black Dec 2021	Reg Other Dec 2021	Reg Dem Total Dec 2021	Reg Rep Total Dec 2021	Reg Other Total Dec 2021
District 1																	
Jefferson	231,616	146,975	31,054	11,346	38,290	47,809	185,363	123,189	22,809	34,192	141,020	109,445	12,891	18,684	39,753	58,880	42,387
Orleans	26,823	21,755	1,548	1,046	2,142	2,484	21,017	17,326	1,132	1,824	19,009	16,477	816	1,716	6,346	6,632	6,031
St. Tammany	264,570	196,641	38,643	5,774	17,852	20,844	202,228	154,621	26,761	14,310	178,779	145,724	21,142	11,913	40,588	84,470	53,721
Tangipahoa	133,157	81,336	41,879	1,474	6,014	7,242	101,491	65,205	29,217	4,840	76,256	52,912	20,525	2,819	27,040	27,814	21,402
Washington	45,463	29,943	13,434	216	1,134	1,410	34,951	23,743	9,732	901	27,587	18,835	8,102	650	11,445	9,545	6,597
District 1	701,629	476,650	126,558	19,856	65,432	79,789	545,050	384,084	89,651	56,067	442,651	343,393	63,476	35,782	125,172	187,341	130,138
	100.000%	67.935%	18.038%	2.830%	9.326%	11.372%	100.000%	70.468%	16.448%	10.287%	81.213%	77.576%	14.340%	8.084%	28.278%	42.323%	29.400%
District 2																	
Bossier	128,746	81,052	32,551	3,492	8,378	10,237	95,876	62,931	22,440	6,619	69,743	50,861	14,838	4,044	18,394	32,343	19,006
Caddo	237,848	103,457	119,304	4,034	7,213	8,381	182,407	85,059	86,359	5,618	151,296	73,113	71,249	6,934	71,214	42,680	37,402
Claiborne	14,170	7,263	6,360	88	274	479	11,507	6,258	4,824	403	8,598	4,632	3,820	146	3,725	2,923	1,950
Lincoln	48,396	26,034	19,364	892	1,444	1,754	38,655	21,306	15,119	1,187	25,649	15,672	9,016	961	9,470	9,611	6,568
Morehouse	25,629	12,281	12,484	160	334	381	20,062	10,095	9,300	292	16,922	8,505	8,131	286	7,924	5,246	3,752
Ouachita	160,368	88,545	61,217	2,788	5,157	5,658	120,200	69,974	42,290	3,946	99,752	60,515	35,658	3,579	37,056	37,637	25,059
Union	21,107	14,460	5,224	62	1,023	1,135	16,632	11,807	3,861	709	15,221	11,066	3,692	463	5,073	6,714	3,434
Webster	36,967	22,735	12,679	208	658	688	28,753	18,144	9,464	434	22,737	14,938	7,339	460	8,751	8,583	5,403
District 2	673,231	355,827	269,183	11,724	24,481	28,713	514,092	285,574	193,657	19,208	409,918	239,302	153,743	16,873	161,607	145,737	102,574
	100.000%	52.854%	39.984%	1.741%	3.636%	4.265%	100.000%	55.549%	37.670%	3.736%	79.736%	58.378%	37.506%	4.116%	39.424%	35.553%	25.023%
District 3																	
Acadia	57,576	44,480	10,864	238	1,421	1,641	42,943	34,071	7,383	1,026	37,678	30,555	6,407	716	13,474	15,248	8,956
Beauregard	36,549	29,529	4,649	402	917	1,271	27,489	22,304	3,495	828	22,294	18,771	2,369	1,154	5,346	10,341	6,607
Calcasieu	216,785	139,772	59,386	4,702	9,389	11,384	163,166	108,789	41,898	7,570	120,511	85,659	29,513	5,339	43,258	43,220	34,033
Cameron	5,617	5,232	125	30	155	197	4,358	4,100	79	130	4,789	4,610	88	91	1,402	2,112	1,275
Jefferson Davis	32,250	25,066	5,837	183	692	734	24,039	19,121	4,006	489	20,013	16,350	3,202	461	6,839	7,644	5,530
Lafayette	241,753	153,363	65,136	6,454	13,590	15,983	183,875	121,608	45,917	10,829	153,493	108,645	36,481	8,367	48,471	61,554	43,468
Vermilion	57,359	44,477	8,810	1,447	2,002	2,296	43,012	34,363	5,787	1,496	36,769	30,505	4,994	1,270	12,725	14,227	9,817
District 3	647,889	441,919	154,807	13,456	28,166	33,506	488,882	344,356	108,565	22,368	395,547	295,095	83,054	17,398	131,515	154,346	109,686
	100.000%	68.209%	23.894%	2.077%	4.347%	5.172%	100.000%	70.437%	22.207%	4.575%	80.908%	74.604%	20.997%	4.398%	33.249%	39.021%	27.730%
District 4																	
Allen	22,750	16,327	4,490	246	740	1,893	17,510	12,751	3,275	1,755	12,201	9,478	2,217	506	4,781	4,617	2,803
Avoyelles	39,693	25,625	11,678	434	1,189	1,485	30,578	20,269	8,311	1,257	23,426	16,534	6,294	598	10,883	7,042	5,501
Bienville	12,981	6,950	5,600	57	167	211	10,073	5,486	4,284	141	8,847	4,843	3,917	87	4,296	2,877	1,674
Caldwell	9,645	7,646	1,632	51	166	221	7,478	5,969	1,224	163	6,031	5,124	818	89	1,805	2,800	1,426
Catahoula	8,906	5,776	2,395	46	570	614	6,951	4,557	1,736	558	6,467	4,639	1,770	58	2,693	2,416	1,358
Concordia	18,687	10,275	7,725	122	332	459	14,217	8,108	5,613	310	11,964	7,222	4,540	202	5,401	3,963	2,600

District Summary

DB: LA 2020 12 - CENSUS

Plan: HFA HB22 474 139

Page: 2 of 3

Plan Type: Supreme Court

	Total Population	Total White	Total Black	Total Asian	Total Other	Total Hispanic	VAP Total	VAP White	VAP Black	VAP Hispanic Total	Reg Total Dec 2021	Reg White Dec 2021	Reg Black Dec 2021	Reg Other Dec 2021	Reg Dem Total Dec 2021	Reg Rep Total Dec 2021	Reg Other Total Dec 2021
District 4																	
De Soto	26,812	15,284	9,973	117	698	762	20,440	11,909	7,425	495	18,713	11,330	6,810	573	7,678	6,799	4,236
East Carroll	7,459	2,054	5,272	29	61	115	5,901	1,773	4,043	80	4,709	1,306	3,359	44	3,096	769	844
Evangeline	32,350	21,354	9,235	241	1,240	1,336	24,408	16,460	6,483	1,111	20,553	14,566	5,643	344	9,339	7,047	4,167
Franklin	19,774	12,492	6,802	70	205	276	15,028	9,901	4,779	183	13,159	9,015	4,034	110	5,034	5,423	2,702
Grant	22,169	17,709	3,335	133	348	1,333	17,527	13,964	2,717	1,179	12,688	11,174	1,176	338	3,190	6,019	3,479
Jackson	15,031	9,967	4,166	175	468	468	11,783	7,967	3,125	372	9,449	6,647	2,610	192	3,473	3,985	1,991
La Salle	14,791	11,348	1,422	283	1,366	1,402	11,563	8,636	1,065	1,325	8,792	7,978	637	177	2,113	4,760	1,919
Madison	10,017	3,475	6,363	20	100	204	7,435	2,906	4,391	149	7,278	2,494	4,674	110	4,150	1,515	1,613
Natchitoches	37,515	19,361	15,725	255	1,313	1,490	29,349	16,010	11,415	1,140	23,107	12,850	9,224	1,033	10,281	6,981	5,845
Rapides	130,023	77,510	42,592	2,428	4,391	5,090	98,792	61,373	30,205	3,442	80,176	52,832	23,775	3,569	29,424	29,851	20,901
Red River	7,620	4,195	3,106	25	123	188	5,714	3,338	2,164	113	5,631	3,130	2,418	83	2,788	1,775	1,068
Richland	20,043	11,785	7,603	83	314	400	15,383	9,338	5,546	293	13,662	8,470	4,961	231	5,218	5,268	3,176
Sabine	22,155	15,036	3,861	94	441	710	17,064	12,054	2,655	502	14,547	11,023	2,184	1,340	4,712	6,406	3,429
St. Landry	82,540	43,611	35,836	499	1,958	2,178	61,811	34,209	25,497	1,374	54,482	30,093	23,005	1,384	27,451	14,952	12,079
Tensas	4,147	1,744	2,312	23	42	67	3,235	1,446	1,728	46	3,455	1,503	1,917	35	2,091	835	529
Vernon	48,750	35,087	7,611	1,442	3,010	4,175	36,261	26,765	5,133	2,740	24,060	19,182	3,011	1,867	6,303	10,479	7,278
West Carroll	9,751	7,894	1,425	27	225	325	7,532	6,223	1,010	192	7,038	5,913	1,040	85	1,986	3,370	1,682
Winn	13,755	8,594	3,727	210	961	1,023	10,906	6,932	2,695	941	8,406	5,988	2,292	126	3,109	3,084	2,213
District 4	637,364	391,099	203,886	7,110	20,428	26,425	486,939	308,344	146,519	19,861	398,841	263,334	122,326	13,181	161,295	143,033	94,513
	100.000%	61.362%	31.989%	1.116%	3.205%	4.146%	100.000%	63.323%	30.090%	4.079%	81.908%	66.025%	30.670%	3.305%	40.441%	35.862%	23.697%
District 5																	
East Baton Rouge	456,781	196,069	213,398	16,425	26,162	30,551	355,612	163,881	156,790	21,539	279,264	138,232	124,675	16,357	131,525	76,935	70,804
East Feliciana	19,539	11,516	7,341	91	329	391	16,183	9,740	5,918	317	13,600	7,959	5,186	455	6,060	4,533	3,007
Livingston	142,282	116,855	12,658	1,697	7,961	8,791	105,141	88,432	8,136	5,390	84,568	76,062	5,425	3,081	17,498	42,502	24,568
Pointe Coupee	20,758	12,395	7,504	107	593	625	16,250	10,108	5,502	429	14,675	9,320	5,121	234	7,546	3,996	3,133
St. Helena	10,920	4,527	6,031	39	189	216	8,463	3,805	4,371	149	8,321	3,628	4,565	128	5,095	1,797	1,429
West Baton Rouge	27,199	14,307	11,170	287	1,109	1,244	20,526	11,146	8,149	871	17,141	9,937	6,865	339	8,191	4,845	4,105
West Feliciana	15,310	10,883	3,740	89	373	651	12,783	9,283	2,951	572	7,407	5,092	2,180	135	2,874	2,871	1,662
District 5	692,789	366,552	261,842	18,735	36,716	42,469	534,958	296,395	191,817	29,267	424,976	250,230	154,017	20,729	178,789	137,479	108,708
	100.000%	52.910%	37.795%	2.704%	5.300%	6.130%	100.000%	55.405%	35.856%	5.471%	79.441%	58.881%	36.241%	4.878%	42.070%	32.350%	25.580%
District 6																	
Ascension	126,500	81,141	32,216	2,300	8,839	10,383	91,957	61,136	22,139	6,661	79,917	56,800	18,814	4,303	26,759	31,177	21,981
Assumption	21,039	13,722	6,220	96	743	914	16,616	11,145	4,707	631	14,439	9,700	4,510	229	7,571	3,915	2,953
Iberia	69,929	39,206	24,556	2,123	3,250	3,897	52,791	31,295	17,069	2,657	44,526	28,287	14,352	1,887	17,218	15,726	11,582
Iberville	30,241	14,833	13,730	202	1,202	1,418	24,086	12,462	10,232	1,187	20,462	10,132	9,897	433	12,124	4,361	3,977

District Summary

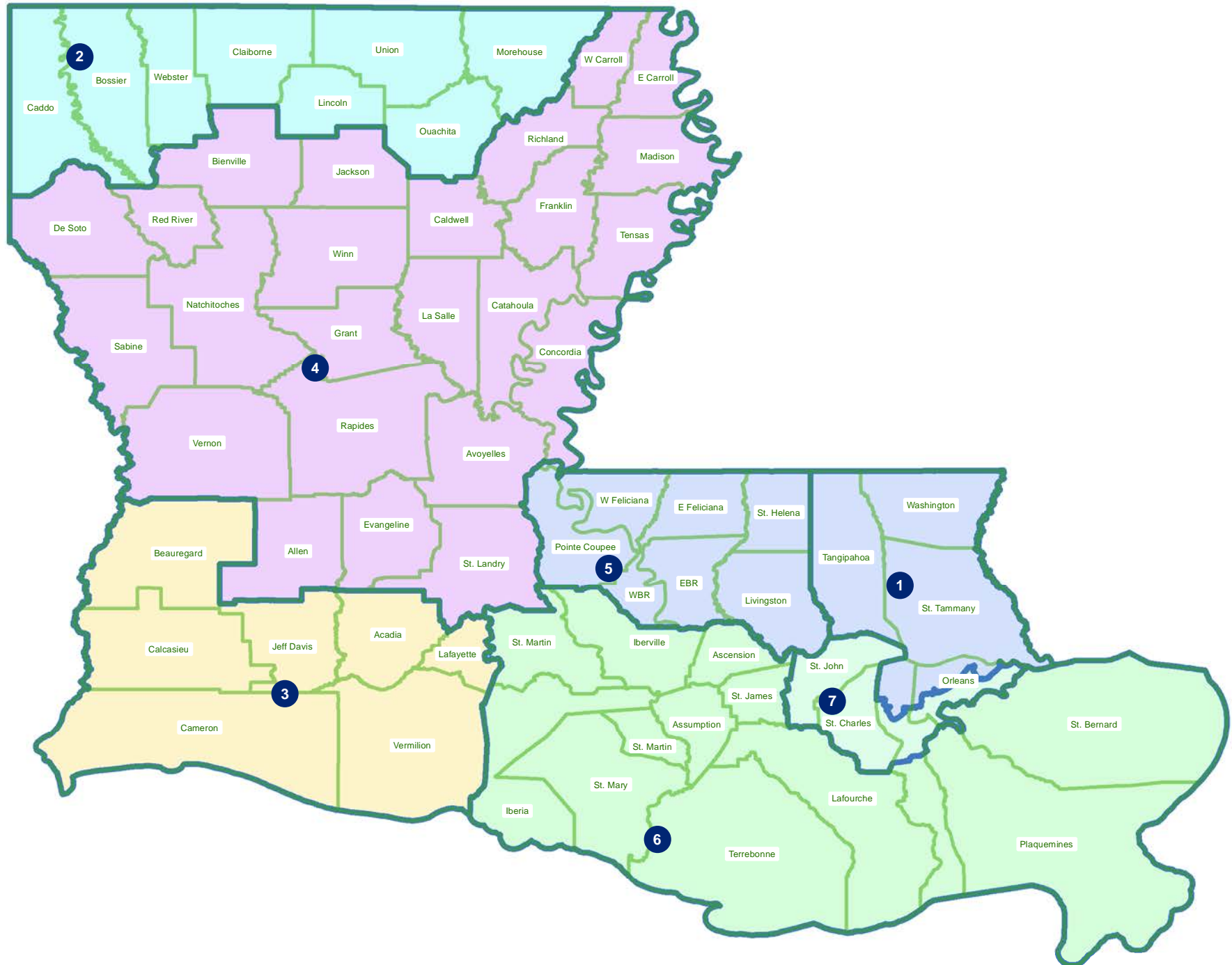
DB: LA 2020 12 - CENSUS

Plan: HFA HB22 474 139

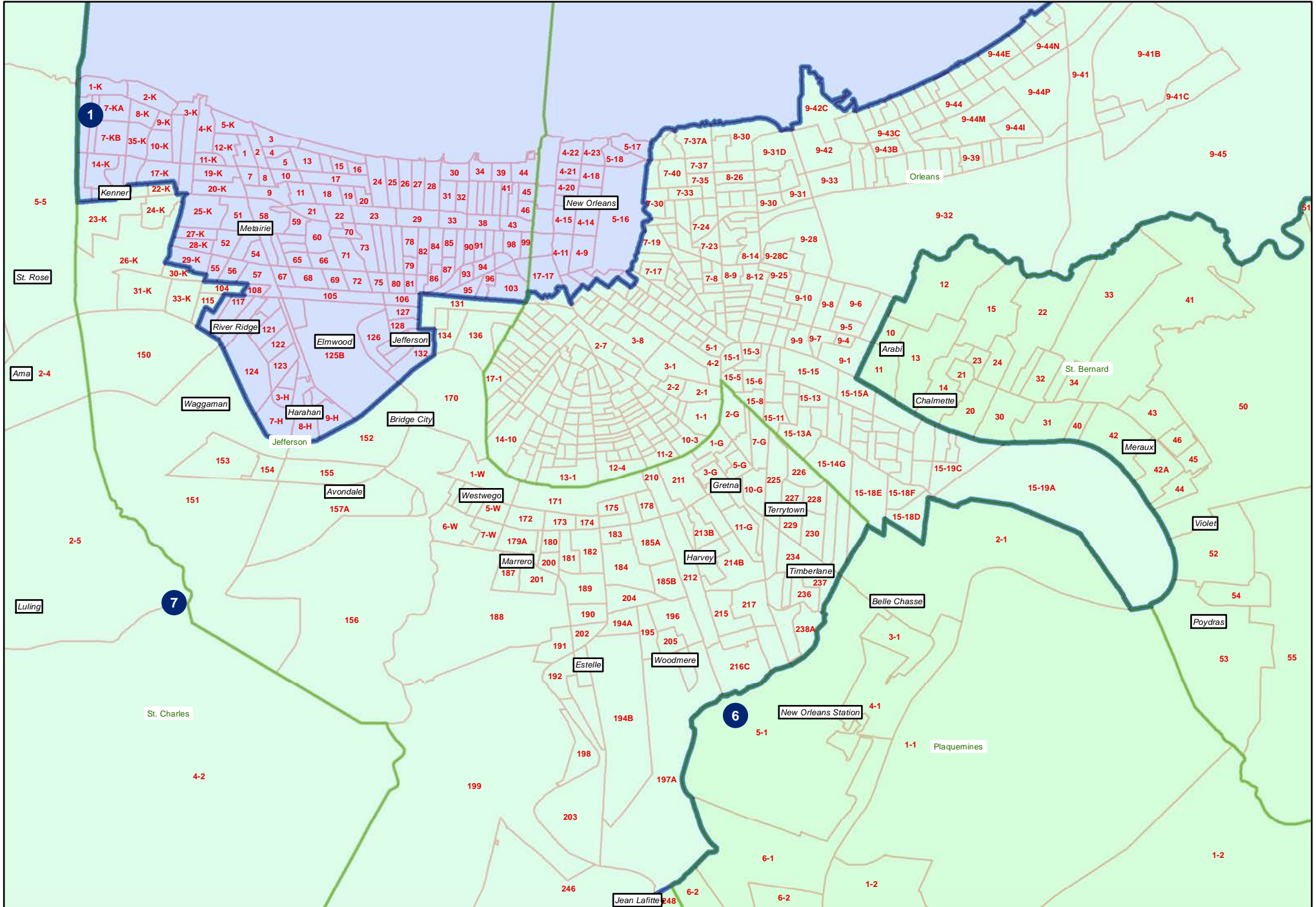
Page: 3 of 3

	Total Population	Total White	Total Black	Total Asian	Total Other	Total Hispanic	VAP Total	VAP White	VAP Black	VAP Hispanic Total	Reg Total Dec 2021	Reg White Dec 2021	Reg Black Dec 2021	Reg Other Dec 2021	Reg Dem Total Dec 2021	Reg Rep Total Dec 2021	Reg Other Total Dec 2021
District 6																	
Jefferson	4,891	4,208	124	183	157	222	3,888	3,372	74	161	3,632	3,385	68	179	1,070	1,509	1,053
Lafourche	97,557	71,710	15,855	1,025	4,743	5,672	74,619	56,838	11,077	3,743	58,278	48,467	7,164	2,647	18,929	23,241	16,108
Plaquemines	23,515	14,287	5,428	1,317	1,786	2,236	17,334	10,856	3,857	1,377	13,908	9,513	3,134	1,261	5,086	5,062	3,760
St. Bernard	43,764	24,497	12,309	1,381	4,630	6,010	31,775	18,992	7,944	4,028	25,653	18,233	5,497	1,923	10,335	6,620	8,698
St. James	20,192	9,973	9,762	60	315	343	15,505	7,883	7,297	237	14,966	7,254	7,501	211	9,435	3,083	2,448
St. Martin	51,767	33,259	15,921	597	1,451	1,679	39,404	26,278	11,293	1,144	35,120	23,934	10,381	805	14,537	12,159	8,424
St. Mary	49,406	26,949	15,991	835	3,961	4,524	37,521	21,594	11,520	2,954	30,210	18,712	9,891	1,607	11,875	9,939	8,396
Terrebonne	109,580	69,934	23,147	1,743	6,119	7,358	82,505	55,631	15,796	4,701	61,720	45,395	11,566	4,759	18,175	25,124	18,421
District 6	648,381	403,719	175,259	11,862	37,196	44,656	488,001	317,482	123,005	29,481	402,831	279,812	102,775	20,244	153,114	141,916	107,801
	100.000%	62.266%	27.030%	1.829%	5.737%	6.887%	100.000%	65.058%	25.206%	6.041%	82.547%	69.461%	25.513%	5.025%	38.009%	35.230%	26.761%
District 7																	
Jefferson	204,274	69,752	95,039	11,495	24,472	31,026	155,403	57,574	69,292	21,131	118,449	46,786	56,617	15,046	60,502	22,554	35,393
Orleans	357,174	104,707	217,421	11,810	19,902	28,533	285,179	92,926	164,936	21,332	237,235	75,509	140,709	21,017	158,944	18,530	59,761
St. Charles	52,549	33,550	13,928	837	3,309	4,141	39,541	26,154	9,890	2,737	34,985	24,309	8,797	1,879	12,561	13,121	9,303
St. John the Baptist	42,477	13,877	25,196	403	2,536	3,291	32,503	11,622	18,437	2,210	28,913	10,219	17,234	1,460	17,505	4,723	6,685
District 7	656,474	221,886	351,584	24,545	50,219	66,991	512,626	188,276	262,555	47,410	419,582	156,823	223,357	39,402	249,512	58,928	111,142
	100.000%	33.800%	53.556%	3.739%	7.650%	10.205%	100.000%	36.728%	51.218%	9.248%	81.850%	37.376%	53.233%	9.391%	59.467%	14.044%	26.489%
Grand Total	4,657,757	2,657,652	1,543,119	107,288	262,638	322,549	3,570,548	2,124,511	1,115,769	223,662	2,894,346	1,827,989	902,748	163,609	1,161,004	968,780	764,562
	100.000%	57.059%	33.130%	2.303%	5.639%	6.925%	100.000%	59.501%	31.249%	6.264%	81.062%	63.157%	31.190%	5.653%	40.113%	33.471%	26.416%

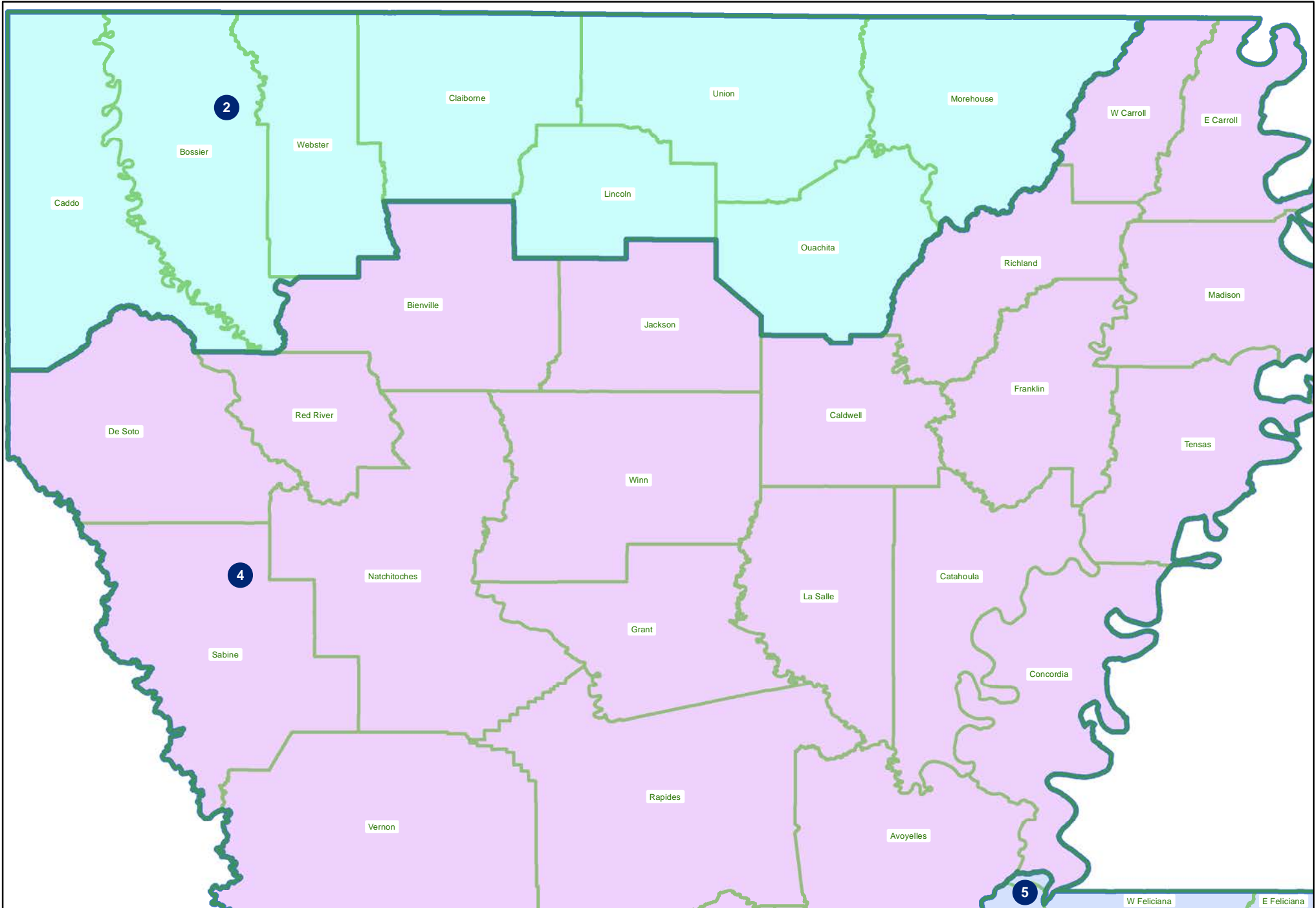
HFA HB22 474 139
Statewide



HFA HB22 474 139
Orleans and Jefferson

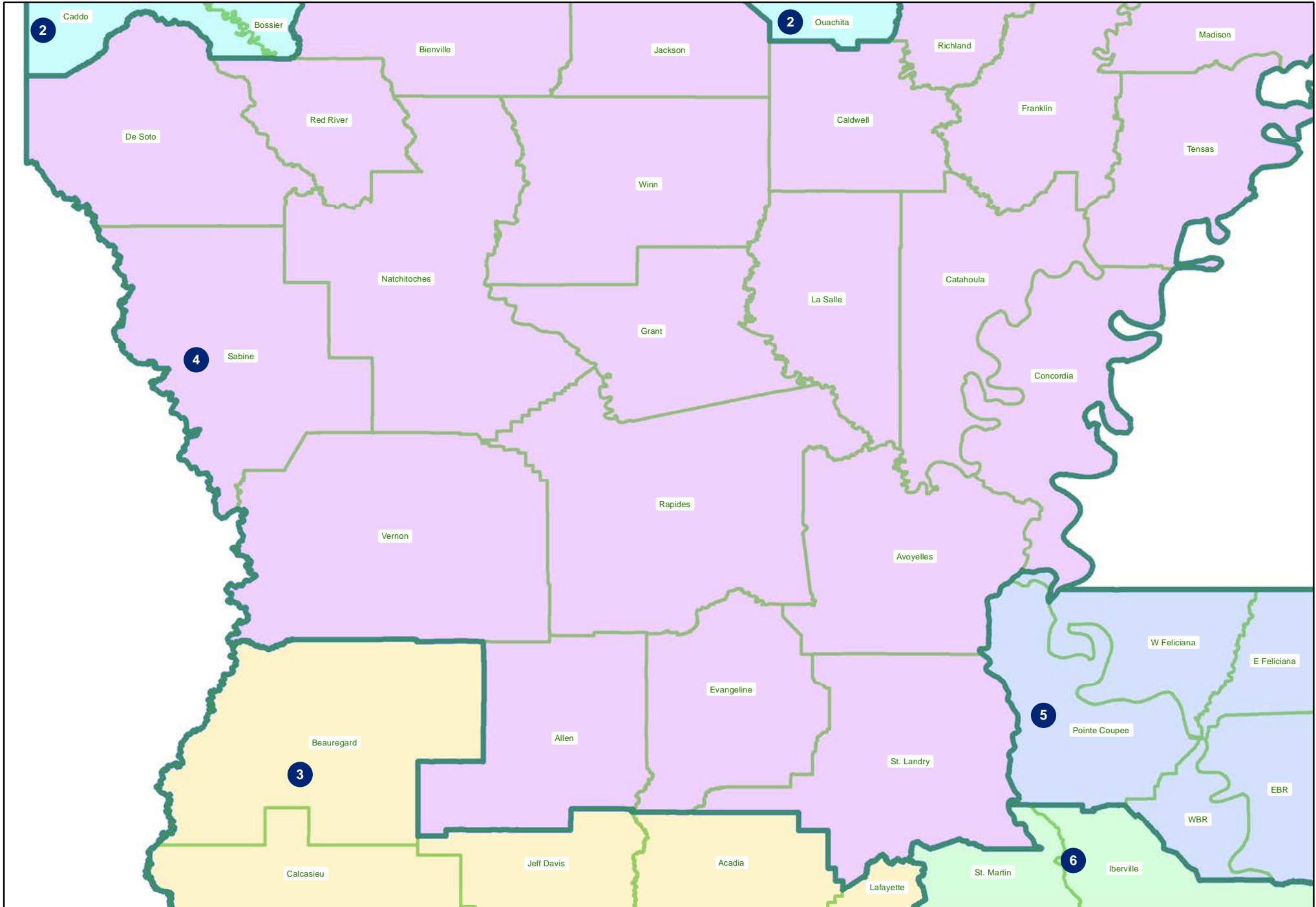


HFA HB22 474 139
Northwest and Northeast

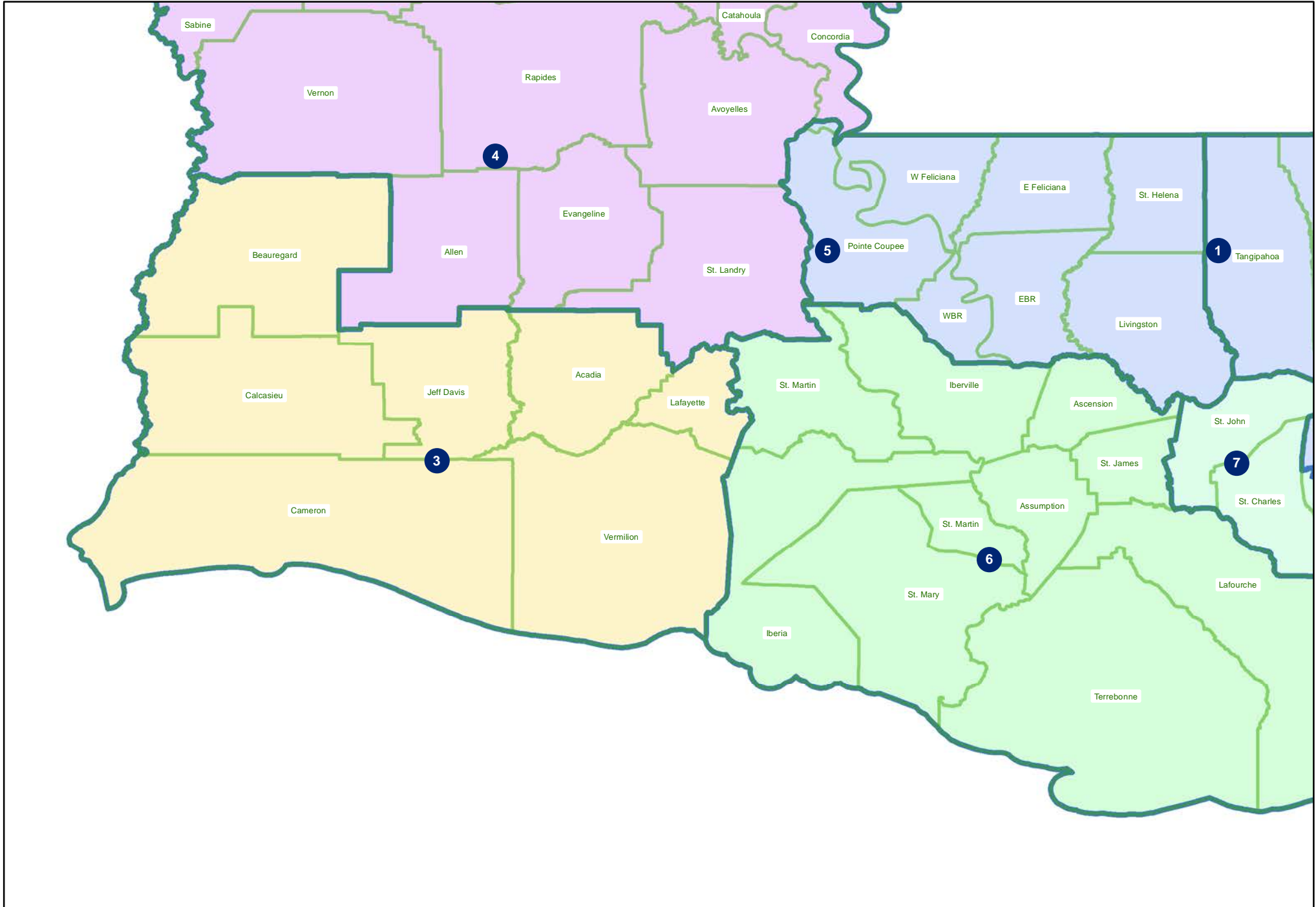


HFA HB22 474 139

Central



HFA HB22 474 139
Southwest



HFA HB22 474 139
Acadiana and Bayou

