

2024 First Extraordinary Session

SENATE BILL NO. 1

BY SENATORS PRESSLY AND CONNICK

COURTS. Provides for the redistricting of the Louisiana Supreme Court. (2/3 - CA5s4)  
(Item #3)(See Act)

1 AN ACT

2 To enact R.S. 13:101.2 and 101.3 and to repeal R.S. 13:101, 101.1, and 312.4, relative to the  
3 supreme court; to provide relative to redistricting supreme court justice districts; to  
4 provide for the filling of vacancies; to eliminate statutory provisions for a temporary  
5 additional judgeship for the Court of Appeal for the Fourth Circuit and such judge's  
6 appointment to the supreme court; and to provide for related matters.

7 Be it enacted by the Legislature of Louisiana:

8 Section 1. R.S. 13:101.2 and 101.3 are hereby enacted to read as follows:

9 **§101.2. Supreme court districts; justices**

10 **The state shall be divided into seven supreme court districts. The**  
11 **supreme court shall be composed of one justice elected from each of the seven**  
12 **districts as set forth below:**

13 **(1) District 1 is composed of Precincts 1, 2, 3, 4, 5, 7, 8, 9, 10, 11, 12, 13,**  
14 **14, 15, 16, 17, 18, 19, 20, 21, 22, 23, 24, 25, 26, 27, 28, 29, 30, 31, 32, 33, 34, 35, 36,**  
15 **37, 38, 39, 40, 41, 42, 43, 44, 45, 46, 51, 52, 53, 54, 55, 56, 58, 59, 60, 61, 62, 63, 64,**  
16 **65, 66, 67, 68, 69, 70, 71, 72, 73, 74, 75, 76, 77, 78, 79, 80, 81, 82, 83, 84, 85, 86, 87,**  
17 **88, 89, 90, 91, 92, 93, 94, 95, 96, 97, 98, 99, 100, 101, 102, 103, 105, 106, 117, 118,**

1 119, 120, 121, 122, 123, 124, 125A, 125B, 126, 127, 128, 129, 130, 132, 134, 136,  
2 1-H, 2-H, 3-H, 4-H, 5-H, 6-H, 7-H, 8-H, 9-H, 1-K, 2-K, 3-K, 4-K, 5-K, 6-KA,  
3 6-KB, 7-KA, 7-KB, 8-K, 9-K, 10-K, 11-K, 12-K, 13-KA, 14-K, 16-K, 17-K, 18-K,  
4 19-K, 20-K, 25-K, 27-K, 28-K, 34-K and 35-K of Jefferson Parish; Precincts  
5 3-20, 4-7, 4-8, 4-9, 4-11, 4-14, 4-15, 4-17, 4-17A, 4-18, 4-20, 4-21, 4-22, 4-23, 5-12,  
6 5-13, 5-15, 5-16, 5-17, 5-18, 6-9, 14-1, 14-2, 14-3, 14-4, 14-5, 14-6, 14-7, 14-8, 14-9,  
7 14-10, 14-11, 14-12, 14-13A, 14-14, 14-15, 14-16, 14-17, 14-18A, 14-19, 14-20,  
8 14-21, 16-1, 16-1A, 16-2, 16-3, 16-4, 16-5, 17-1, 17-17, 17-18, 17-18A, 17-19 and  
9 17-20 of Orleans Parish; St. Tammany Parish; Precincts 16, 28, 33, 40A, 41, 44,  
10 49, 70, 70A, 71, 72, 72A, 73, 74, 102, 104, 106, 106A, 108, 110, 112, 114, 116, 118,  
11 118A, 119, 120, 120A, 120B, 121, 122A, 122B, 122C, 123, 124, 129A, 133A, 137,  
12 137A, 137B, 137C, 137D, 139, 141, 141A, 143, 143A, 145, 147, 149, 149A and 151  
13 of Tangipahoa Parish and Washington Parish.

14 (2) District 2 is composed of Catahoula Parish; Concordia Parish;  
15 Precincts 1-1, 1-2, 1-3, 1-4, 1-5, 1-6, 1-7, 1-8, 1-9, 1-10, 1-11, 1-13, 1-14, 1-15,  
16 1-16, 1-17, 1-18, 1-19, 1-20, 1-21, 1-22, 1-23, 1-24, 1-25, 1-26, 1-27, 1-28, 1-29,  
17 1-30, 1-31, 1-32, 1-33, 1-34, 1-35, 1-36, 1-37, 1-38, 1-39, 1-40, 1-44, 1-45, 1-46,  
18 1-48, 1-49, 1-50, 1-51, 1-52, 1-53, 1-54, 1-55, 1-57, 1-58, 1-59, 1-60, 1-61, 1-62,  
19 1-63, 1-64, 1-65, 1-66, 1-67, 1-68, 1-70, 1-71, 1-72, 1-73, 1-74, 1-77, 1-78, 1-79,  
20 1-80, 1-81, 1-82, 1-83, 1-84, 1-85, 1-86, 1-87, 1-88, 1-90, 1-91, 1-92, 1-93, 1-94,  
21 1-95, 1-96, 1-97, 1-100, 1-101, 1-102, 1-103, 1-104, 1-105, 2-1, 2-2, 2-3, 2-4, 2-5,  
22 2-9, 2-10, 2-11, 2-12, 2-13, 2-14, 2-15, 2-16, 2-17, 2-18, 2-19, 2-20, 2-21, 2-22, 2-23,  
23 2-24, 2-25, 2-26, 2-27, 2-28, 2-29, 2-30, 2-31, 2-32, 2-34, 2-35, 2-36, 2-37, 2-38, 3-8,  
24 3-11, 3-18, 3-24, 3-27, 3-31, 3-39, 3-42, 3-54, 3-55 and 3-60 of East Baton Rouge  
25 Parish; East Carroll Parish; East Feliciana Parish; Franklin Parish; Madison  
26 Parish; Morehouse Parish; Precincts 3, 5, 8, 9, 9A, 10, 11, 12, 13, 14, 15, 16, 17,  
27 18, 19, 20, 21, 22, 23, 24, 26, 27, 28, 30, 34, 35, 59, 60, 61, 62, 63, 64, 65, 65A, 66,  
28 67, 68, 69, 70, 71, 72, 73, 74, 75, 76, 77, 78 and 79 of Ouachita Parish; Pointe  
29 Coupee Parish; Richland Parish; St. Helena Parish; Precincts 2, 6, 11, 15, 17,

1 42, 43, 45A, 45B, 46, 47, 101, 105, 107, 109, 111A, 115B, 117, 121A, 125, 127 and  
 2 133 of Tangipahoa Parish; Tensas Parish; West Baton Rouge Parish; West  
 3 Carroll Parish and West Feliciana Parish.

4 (3) District 3 is composed of Allen Parish; Avoyelles Parish; Beauregard  
 5 Parish; Calcasieu Parish; Cameron Parish; Evangeline Parish; Grant Parish;  
 6 Jefferson Davis Parish; La Salle Parish; Rapides Parish; St. Landry Parish and  
 7 Vernon Parish.

8 (4) District 4 is composed of Bienville Parish; Bossier Parish; Caddo  
 9 Parish; Caldwell Parish; Claiborne Parish; De Soto Parish; Jackson Parish;  
 10 Lincoln Parish; Natchitoches Parish; Precincts 1, 1A, 2, 4, 6, 7, 25, 31, 32, 33, 36,  
 11 37, 38, 39, 40, 41, 42, 43, 44, 44A, 45, 46, 47, 48, 49, 50, 51, 51A, 52, 52A, 53, 54,  
 12 55, 56, 56A, 57 and 58 of Ouachita Parish; Red River Parish; Sabine Parish;  
 13 Union Parish; Webster Parish and Winn Parish.

14 (5) District 5 is composed of Acadia Parish; Precincts 1-12, 1-41, 1-42,  
 15 1-43, 1-47, 1-56, 1-69, 1-75, 1-76, 1-89, 1-98, 1-99, 1-107, 2-6, 2-7, 2-8, 2-33, 3-1,  
 16 3-2, 3-3, 3-4, 3-5, 3-6, 3-7, 3-9, 3-10, 3-12, 3-13, 3-14, 3-15, 3-16, 3-17, 3-19, 3-20,  
 17 3-21, 3-22, 3-23, 3-25, 3-26, 3-28, 3-29, 3-30, 3-32, 3-33, 3-34, 3-35, 3-36, 3-37,  
 18 3-38, 3-40, 3-41, 3-43, 3-44, 3-45, 3-46, 3-47, 3-48, 3-49, 3-50, 3-51, 3-52, 3-53,  
 19 3-56, 3-57, 3-58, 3-59, 3-61, 3-62, 3-63, 3-64, 3-65, 3-66, 3-67, 3-68, 3-69, 3-70,  
 20 3-71, 3-72, 3-73, 3-74, 3-75 and 3-76 of East Baton Rouge Parish; Iberia Parish;  
 21 Iberville Parish; Lafayette Parish; St. Martin Parish and Vermilion Parish.

22 (6) District 6 is composed of Ascension Parish; Assumption Parish;  
 23 Precincts 247, 248, 1-GI and 1-L of Jefferson Parish; Lafourche Parish;  
 24 Livingston Parish; Plaquemines Parish; St. Bernard Parish; St. James Parish;  
 25 St. Mary Parish and Terrebonne Parish.

26 (7) District 7 is composed of Precincts 57, 104, 108, 115, 116, 131, 133,  
 27 138, 150, 151, 152, 153, 154, 155, 156, 157A, 157B, 170, 171, 172, 173, 174, 175,  
 28 176, 177, 178, 179A, 179B, 180, 181, 182, 183, 184, 185A, 185B, 187, 188, 189,  
 29 190, 191, 192, 193A, 193B, 194A, 194B, 195, 196, 197A, 197B, 198, 199, 200, 201,

1 202, 203, 204, 205, 210, 211, 212, 213A, 213B, 213C, 214A, 214B, 215, 216A,  
2 216B, 216C, 217, 225, 226, 227, 228, 229, 230, 231, 232A, 232B, 234, 235, 236,  
3 237, 238A, 238B, 246, 1-G, 2-G, 3-G, 4-G, 5-G, 6-G, 7-G, 8-G, 9-G, 10-G, 11-G,  
4 12-G, 13-G, 13-KB, 15-K, 21-K, 22-K, 23-K, 24-K, 26-K, 29-K, 30-K, 31-K,  
5 33-K, 1-W, 2-W, 3-W, 4-W, 5-W, 6-W and 7-W of Jefferson Parish; Precincts  
6 1-1, 1-2, 1-5, 1-6, 2-1, 2-2, 2-4, 2-6, 2-7, 3-1, 3-8, 3-9, 3-12, 3-14, 3-15, 3-18, 3-19,  
7 4-2, 4-3, 4-6, 5-1, 5-2, 5-3, 5-5, 5-7, 5-8, 5-9, 5-10, 5-11, 6-1, 6-2, 6-4, 6-6, 6-7, 6-8,  
8 7-1, 7-2, 7-4, 7-5, 7-6, 7-7, 7-8, 7-9A, 7-10, 7-11, 7-12, 7-13, 7-14, 7-15, 7-16, 7-17,  
9 7-18, 7-19, 7-20, 7-21, 7-23, 7-24, 7-25, 7-25A, 7-26, 7-27, 7-27B, 7-28, 7-28A,  
10 7-29, 7-30, 7-32, 7-33, 7-35, 7-37, 7-37A, 7-40, 7-41, 7-42, 8-1, 8-2, 8-4, 8-6, 8-7,  
11 8-8, 8-9, 8-12, 8-13, 8-14, 8-15, 8-19, 8-20, 8-21, 8-22, 8-23, 8-24, 8-25, 8-26, 8-27,  
12 8-28, 8-30, 9-1, 9-3, 9-4, 9-5, 9-6, 9-7, 9-8, 9-9, 9-10, 9-11, 9-12, 9-13, 9-14, 9-15,  
13 9-16, 9-17, 9-19, 9-21, 9-23, 9-25, 9-26, 9-28, 9-28C, 9-29, 9-30, 9-30A, 9-31,  
14 9-31A, 9-31B, 9-31D, 9-32, 9-33, 9-34A, 9-35, 9-35A, 9-36, 9-36B, 9-37, 9-38,  
15 9-38A, 9-39, 9-39B, 9-40, 9-40A, 9-40C, 9-41, 9-41A, 9-41B, 9-41C, 9-41D, 9-42,  
16 9-42C, 9-43A, 9-43B, 9-43C, 9-43E, 9-43F, 9-43G, 9-43H, 9-43I, 9-43J, 9-43K,  
17 9-43L, 9-43M, 9-43N, 9-44, 9-44A, 9-44B, 9-44D, 9-44E, 9-44F, 9-44G, 9-44I,  
18 9-44J, 9-44L, 9-44M, 9-44N, 9-44O, 9-44P, 9-44Q, 9-45, 9-45A, 10-3, 10-6, 10-7,  
19 10-8, 10-9, 10-11, 10-12, 10-13, 10-14, 11-2, 11-3, 11-4, 11-5, 11-8, 11-9, 11-10,  
20 11-11, 11-12, 11-13, 11-14, 11-17, 12-1, 12-2, 12-3, 12-4, 12-5, 12-6, 12-7, 12-9,  
21 12-10, 12-11, 12-12, 12-13, 12-14, 12-16, 12-17, 12-19, 13-1, 13-2, 13-3, 13-4, 13-5,  
22 13-6, 13-7, 13-8, 13-9, 13-10, 13-11, 13-12, 13-13, 13-14, 13-15, 13-16, 14-23,  
23 14-24A, 14-25, 14-26, 15-1, 15-2, 15-3, 15-5, 15-6, 15-8, 15-9, 15-10, 15-11, 15-12,  
24 15-12A, 15-13, 15-13A, 15-13B, 15-14, 15-14A, 15-14B, 15-14C, 15-14D, 15-14E,  
25 15-14F, 15-14G, 15-15, 15-15A, 15-15B, 15-16, 15-17, 15-17A, 15-17B, 15-18,  
26 15-18A, 15-18B, 15-18C, 15-18D, 15-18E, 15-18F, 15-19, 15-19A, 15-19B,  
27 15-19C, 16-6, 16-7, 16-8, 16-9, 17-2, 17-3, 17-4, 17-5, 17-6, 17-7, 17-8, 17-9, 17-10,  
28 17-11, 17-12, 17-13, 17-13A, 17-14, 17-15 and 17-16 of Orleans Parish; St.  
29 Charles Parish and St. John the Baptist Parish.

1           **§101.3. Assignment of districts; vacancies; elections; redistricting**

2                   **A. Each justice of the supreme court in office on the effective date of this**  
3           **Section shall be assigned to the district composed as provided by R.S. 13:101.2**  
4           **having the same designation as the district from which the justice was elected**  
5           **and may complete the term for which he was elected.**

6                   **B. The successor to the office of justice of the supreme court shall be**  
7           **elected from the district assigned to that office as provided by Subsection A of**  
8           **this Section. The election shall be from the district composed as provided by**  
9           **R.S. 13:101.2.**

10           Section 2. R.S. 13:101, 101.1, and 312.4 are hereby repealed.

11           Section 3.(A) The precincts referenced in this Act are those contained in the file  
12           named "2024 Precinct Shape files (01-10-2024)" available on the Legislature of Louisiana's  
13           website on the effective date of this Section. The 2024 Precinct Shape files are based upon  
14           those Voting Districts (VTDs) contained in the 2020 Census Redistricting TIGER/Line  
15           Shape files for the State of Louisiana as those files have been modified and validated  
16           through the data verification program of the Louisiana House of Representatives and the  
17           Louisiana Senate to represent precinct changes submitted through January 10, 2024, to the  
18           Legislature of Louisiana by parish governing authorities pursuant to the provisions of R.S.  
19           18:532 and 532.1.

20           (B) When a precinct referenced in this Act has been subdivided by action of the  
21           parish governing authority on a nongeographic basis or subdivided by action of the parish  
22           governing authority on a geographic basis in accordance with the provisions of R.S.  
23           18:532.1, the enumeration in this Act of the general precinct designation shall include all  
24           nongeographic and all geographic subdivisions thereof, however such subdivisions may be  
25           designated.

26           (C) The territorial limits of the districts as provided in this Act shall continue in  
27           effect until changed by law regardless of any subsequent change made to the precincts by  
28           the parish governing authority.

29           Section 4. This Act shall become effective upon signature of the governor or, if not

1 signed by the governor, upon expiration of the time for bills to become law without signature  
 2 by the governor, as provided in Article III, Section 18 of the Constitution of Louisiana. If  
 3 this Act is vetoed by the governor and subsequently approved by the legislature, the  
 4 provisions of this Section and Section 3 of this Act shall become effective on the day  
 5 following such approval.

---

The original instrument and the following digest, which constitutes no part  
 of the legislative instrument, were prepared by J. W. Wiley.

---

## DIGEST

SB 1 Original

2024 First Extraordinary Session

Pressly

Present constitution (Const. Art. V, §3) provides the supreme court must be composed of a chief justice and six associate justices.

Present constitution (Const. Art. V, §4) provides the state must be divided into at least six supreme court districts, and at least one judge shall be elected from each. Further provides the districts and the number of judges assigned to each on the effective date of the constitution are retained, subject to change by law enacted by two-thirds of the elected members of each house of the legislature.

Proposed law redraws district boundaries for the seven supreme court districts and assigns each justice in office to a district.

Proposed law specifies that precincts referenced in district descriptions are those precincts contained in the file named "2024 Precinct Shape files (01-10-2024)" available on the legislature's website. The 2023 Precinct Shape files are based upon those Voting Districts (VTDs) contained in the 2020 Census Redistricting TIGER/Line Shape files for the State of La. as those files have been modified and validated through the data verification program of the La. House of Representatives and the La. Senate to represent precinct changes submitted through Jan. 10, 2024, to the Legislature of La. by parish governing authorities.

Also specifies that if any such precinct has been subdivided by action of the parish governing authority on a nongeographic basis or subdivided by action of the parish governing authority on a geographic basis in accordance with present law, the enumeration of the general precinct designation shall include all nongeographic and all geographic subdivisions thereof. Further provides that the territorial limits of the districts as enacted shall continue in effect until changed by law regardless of any subsequent change made to the precincts by the parish governing authority.

Population data in the summaries accompanying this digest are derived from 2020 Census Redistricting Data (Public Law 94-171), Summary File for La. Population data, statistical information, and maps are supplied for purposes of information and analysis and comprise no part of proposed law.

Proposed law provides that the new districts become effective upon signature of governor or lapse of time for gubernatorial action.

(Adds R.S. 13:101.2 and 101.3; repeals R.S. 13:101, 101.1, and 312.4)

# Plan Statistics

Plan: SLS 241ES-4 (Pressly)

<u>Districts:</u>	<u># of Members</u>	<u>Actual Population</u>	<u>Ideal Population</u>	<u>Absolute Deviation</u>	<u>Relative Deviation</u>
District 1	1	685,625	665,393	20,232	3.041%
District 2	1	608,125	665,393	-57,268	-8.607%
District 3	1	684,267	665,393	18,874	2.837%
District 4	1	711,738	665,393	46,345	6.965%
District 5	1	696,066	665,393	30,673	4.610%
District 6	1	638,726	665,393	-26,667	-4.008%
District 7	1	633,210	665,393	-32,183	-4.837%
<b>Grand Total:</b>	<b>7</b>	<b>4,657,757</b>	<b>4,657,751</b>		

Ideal Population Per Member:	665393				
Number of Districts for Plan Type:	7				
Range of District Populations:	608,125	to	711,738		
Absolute Mean Deviation:	14,802				
Absolute Range:	-57,268	to	46,345		
Absolute Overall Range:	103,613				
Relative Mean Deviation:	4.99%				
Relative Range:	-8.61%	to	6.97%		
Relative Overall Range:	15.58%				

<b><i>Ideal - Actual:</i></b>	<b>-6</b>
<b><i>Remainder:</i></b>	<b>6</b>
<b><i>Unassigned Population:</i></b>	<b>0</b>

# Total Population

Plan: SLS 241ES-4 (Pressly)

	Total Population	Total White	Total Black	Total Asian	Total American Indian	Total Other	Total Hispanic	VAP Total	VAP White	VAP Black	VAP Asian	VAP American Indian	VAP Other	VAP Hispanic Total
District 1	685,625	483,711	105,018	20,645	12,849	63,402	79,180	537,049	391,131	75,123	15,352	9,628	45,815	56,701
	100.000%	70.550%	15.317%	3.011%	1.874%	9.247%	11.549%	100.000%	72.830%	13.988%	2.859%	1.793%	8.531%	10.558%
District 2	608,125	234,804	335,726	9,797	5,889	21,909	26,320	467,521	194,839	244,631	7,636	4,473	15,942	18,879
	100.000%	38.611%	55.207%	1.611%	0.968%	3.603%	4.328%	100.000%	41.675%	52.325%	1.633%	0.957%	3.410%	4.038%
District 3	684,267	448,170	186,196	11,023	13,483	25,395	32,478	517,502	348,741	132,164	8,084	9,905	18,608	23,200
	100.000%	65.496%	27.211%	1.611%	1.970%	3.711%	4.746%	100.000%	67.389%	25.539%	1.562%	1.914%	3.596%	4.483%
District 4	711,738	405,927	252,387	10,942	16,286	26,196	30,721	546,135	324,316	183,096	8,011	12,394	18,318	20,762
	100.000%	57.033%	35.461%	1.537%	2.288%	3.681%	4.316%	100.000%	59.384%	33.526%	1.467%	2.269%	3.354%	3.802%
District 5	696,066	451,243	179,315	20,845	8,656	36,007	41,957	534,042	360,222	126,711	15,379	6,609	25,121	28,847
	100.000%	64.828%	25.761%	2.995%	1.244%	5.173%	6.028%	100.000%	67.452%	23.727%	2.880%	1.238%	4.704%	5.402%
District 6	638,726	433,276	133,710	10,637	21,849	39,254	46,453	476,861	335,879	92,547	7,319	15,025	26,091	29,883
	100.000%	67.834%	20.934%	1.665%	3.421%	6.146%	7.273%	100.000%	70.435%	19.408%	1.535%	3.151%	5.471%	6.267%
District 7	633,210	200,521	350,767	23,399	8,048	50,475	65,440	491,438	169,383	261,497	18,635	6,206	35,717	45,390
	100.000%	31.667%	55.395%	3.695%	1.271%	7.971%	10.335%	100.000%	34.467%	53.211%	3.792%	1.263%	7.268%	9.236%
Grand Total	4,657,757	2,657,652	1,543,119	107,288	87,060	262,638	322,549	3,570,548	2,124,511	1,115,769	80,416	64,240	185,612	223,662
	100.000%	57.059%	33.130%	2.303%	1.869%	5.639%	6.925%	100.000%	59.501%	31.249%	2.252%	1.799%	5.198%	6.264%



# Voter Registration

Plan: SLS 241ES-4 (Pressly)

	Reg Total Dec 2023	Reg White Dec 2023	Reg Black Dec 2023	Reg Other Dec 2023	Reg Dem Total Dec 2023	Reg Rep Total Dec 2023	Reg Other Total Dec 2023
District 1	419,117	334,014	48,602	36,501	110,429	181,627	127,061
	78.041%	79.695%	11.596%	8.709%	26.348%	43.336%	30.316%
District 2	355,260	150,371	192,295	12,594	186,703	84,372	84,185
	75.988%	42.327%	54.128%	3.545%	52.554%	23.749%	23.697%
District 3	380,330	272,083	93,293	14,954	132,271	147,675	100,384
	73.493%	71.539%	24.529%	3.932%	34.778%	38.828%	26.394%
District 4	404,963	257,964	129,883	17,116	144,255	158,702	102,006
	74.151%	63.701%	32.073%	4.227%	35.622%	39.189%	25.189%
District 5	433,183	312,051	98,994	22,138	141,137	174,653	117,393
	81.114%	72.037%	22.853%	5.111%	32.581%	40.319%	27.100%
District 6	370,323	280,512	70,144	19,667	114,061	151,730	104,532
	77.658%	75.748%	18.941%	5.311%	30.800%	40.972%	28.227%
District 7	379,111	133,451	208,618	37,042	223,650	52,867	102,594
	77.143%	35.201%	55.028%	9.771%	58.993%	13.945%	27.062%
Grand Total	2,742,287	1,740,446	841,829	160,012	1,052,506	951,626	738,155

# Splits

## Plan: SLS 241ES-4 (Pressly)

	Total Population	Total White	Total Black	Total Asian	Total American Indian	Total Other	VAP Total	VAP White	VAP Black	VAP Asian	VAP American Indian	VAP Other	Reg Total Dec 2023	Reg White Dec 2023	Reg Black Dec 2023	Reg Other Dec 2023
District 1																
*Jefferson	225,085	145,158	28,639	11,233	3,821	36,234	180,604	121,802	20,982	8,484	2,901	26,435	134,702	105,164	11,087	18,451
*Orleans	56,618	44,937	4,780	2,305	654	3,942	46,964	37,606	4,017	1,804	518	3,019	35,738	30,094	1,947	3,697
St. Tammany	264,570	196,641	38,643	5,774	5,660	17,852	202,228	154,621	26,761	4,075	4,161	12,610	174,307	141,262	21,129	11,916
*Tangipahoa	93,889	67,032	19,522	1,117	1,978	4,240	72,302	53,359	13,631	835	1,487	2,990	47,219	38,891	6,547	1,781
Washington	45,463	29,943	13,434	216	736	1,134	34,951	23,743	9,732	154	561	761	27,151	18,603	7,892	656
District 1	685,625	483,711	105,018	20,645	12,849	63,402	537,049	391,131	75,123	15,352	9,628	45,815	419,117	334,014	48,602	36,501
	100.000%	70.550%	15.317%	3.011%	1.874%	9.247%	100.000%	72.830%	13.988%	2.859%	1.793%	8.531%	78.041%	79.695%	11.596%	8.709%
District 2																
Catahoula	8,906	5,776	2,395	46	119	570	6,951	4,557	1,736	33	87	538	6,113	4,363	1,695	55
Concordia	18,687	10,275	7,725	122	233	332	14,217	8,108	5,613	100	167	229	11,419	6,816	4,418	185
*East Baton Rouge	269,340	74,444	173,100	6,641	2,084	13,071	207,681	63,736	127,760	5,212	1,628	9,345	152,216	45,776	98,608	7,832
East Carroll	7,459	2,054	5,272	29	43	61	5,901	1,773	4,043	19	27	39	4,564	1,218	3,305	41
East Feliciana	19,539	11,516	7,341	91	262	329	16,183	9,740	5,918	61	198	266	13,327	7,805	5,075	447
Franklin	19,774	12,492	6,802	70	205	205	15,028	9,901	4,779	44	153	151	12,350	8,524	3,718	108
Madison	10,017	3,475	6,363	20	59	100	7,435	2,906	4,391	9	48	81	7,068	2,439	4,518	111
Morehouse	25,629	12,281	12,484	160	370	334	20,062	10,095	9,300	117	279	271	15,440	7,806	7,377	257
*Ouachita	81,378	24,652	52,102	1,606	730	2,288	60,702	20,828	36,248	1,294	563	1,769	46,587	15,447	29,360	1,780
Pointe Coupee	20,758	12,395	7,504	107	159	593	16,250	10,108	5,502	91	119	430	14,107	9,040	4,837	230
Richland	20,043	11,785	7,603	83	258	314	15,383	9,338	5,546	66	203	230	13,141	8,144	4,753	244
St. Helena	10,920	4,527	6,031	39	134	189	8,463	3,805	4,371	28	109	150	8,260	3,626	4,492	142
*Tangipahoa	39,268	14,304	22,357	357	476	1,774	29,189	11,846	15,586	265	340	1,152	16,067	7,281	8,265	521
Tensas	4,147	1,744	2,312	23	26	42	3,235	1,446	1,728	12	23	26	3,485	1,510	1,937	38
West Baton Rouge	27,199	14,307	11,170	287	326	1,109	20,526	11,146	8,149	209	219	803	16,753	9,620	6,764	369
West Carroll	9,751	7,894	1,425	27	180	225	7,532	6,223	1,010	20	136	143	6,871	5,770	1,013	88
West Feliciana	15,310	10,883	3,740	89	225	373	12,783	9,283	2,951	56	174	319	7,492	5,186	2,160	146
District 2	608,125	234,804	335,726	9,797	5,889	21,909	467,521	194,839	244,631	7,636	4,473	15,942	355,260	150,371	192,295	12,594
	100.000%	38.611%	55.207%	1.611%	0.968%	3.603%	100.000%	41.675%	52.325%	1.633%	0.957%	3.410%	75.988%	42.327%	54.128%	3.545%
District 3																
Allen	22,750	16,327	4,490	246	947	740	17,510	12,751	3,275	182	646	656	11,079	8,704	1,920	455
Avoyelles	39,693	25,625	11,678	434	767	1,189	30,578	20,269	8,311	379	570	1,049	21,438	15,242	5,622	574
Beauregard	36,549	29,529	4,649	402	1,052	917	27,489	22,304	3,495	269	773	648	22,071	18,639	2,264	1,168
Calcasieu	216,785	139,772	59,386	4,702	3,536	9,389	163,166	108,789	41,898	3,359	2,604	6,516	111,819	80,364	26,493	4,962
Cameron	5,617	5,232	125	30	75	155	4,358	4,100	79	23	47	109	4,072	3,936	61	75
Evangeline	32,350	21,354	9,235	241	280	1,240	24,408	16,460	6,483	187	217	1,061	20,388	14,274	5,744	370
Grant	22,169	17,709	3,335	133	644	348	17,527	13,964	2,717	97	507	242	12,226	10,764	1,120	342

# Splits

## Plan: SLS 241ES-4 (Pressly)

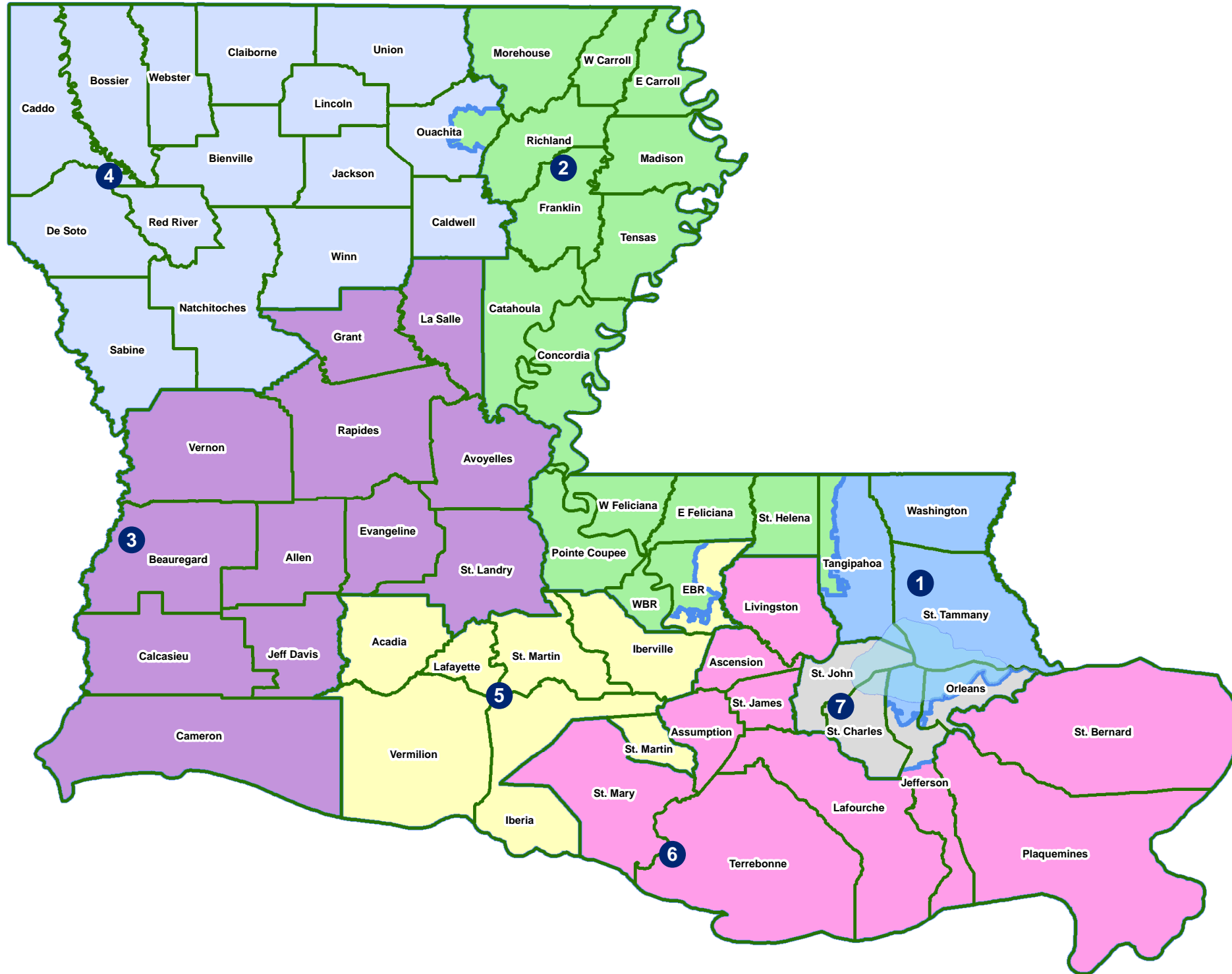
	Total Population	Total White	Total Black	Total Asian	Total American Indian	Total Other	VAP Total	VAP White	VAP Black	VAP Asian	VAP American Indian	VAP Other	Reg Total Dec 2023	Reg White Dec 2023	Reg Black Dec 2023	Reg Other Dec 2023
District 3																
Jefferson Davis	32,250	25,066	5,837	183	472	692	24,039	19,121	4,006	111	325	476	18,733	15,509	2,784	440
La Salle	14,791	11,348	1,422	283	372	1,366	11,563	8,636	1,065	264	271	1,327	8,380	7,633	583	164
Rapides	130,023	77,510	42,592	2,428	3,102	4,391	98,792	61,373	30,205	1,786	2,334	3,094	75,286	49,956	21,959	3,371
St. Landry	82,540	43,611	35,836	499	636	1,958	61,811	34,209	25,497	353	451	1,301	52,429	28,933	22,135	1,361
Vernon	48,750	35,087	7,611	1,442	1,600	3,010	36,261	26,765	5,133	1,074	1,160	2,129	22,409	18,129	2,608	1,672
District 3	684,267	448,170	186,196	11,023	13,483	25,395	517,502	348,741	132,164	8,084	9,905	18,608	380,330	272,083	93,293	14,954
	100.000%	65.496%	27.211%	1.611%	1.970%	3.711%	100.000%	67.389%	25.539%	1.562%	1.914%	3.596%	73.493%	71.539%	24.529%	3.932%
District 4																
Bienville	12,981	6,950	5,600	57	207	167	10,073	5,486	4,284	30	162	111	8,336	4,509	3,728	99
Bossier	128,746	81,052	32,551	3,492	3,273	8,378	95,876	62,931	22,440	2,448	2,477	5,580	65,726	48,229	13,555	3,942
Caddo	237,848	103,457	119,304	4,034	3,840	7,213	182,407	85,059	86,359	3,008	2,958	5,023	131,942	64,381	61,471	6,090
Caldwell	9,645	7,646	1,632	51	150	166	7,478	5,969	1,224	46	116	123	5,813	4,959	762	92
Claiborne	14,170	7,263	6,360	88	185	274	11,507	6,258	4,824	55	140	230	8,390	4,557	3,677	156
De Soto	26,812	15,284	9,973	117	740	698	20,440	11,909	7,425	86	557	463	17,887	11,005	6,317	565
Jackson	15,031	9,967	4,166	175	255	468	11,783	7,967	3,125	140	174	377	9,375	6,570	2,610	195
Lincoln	48,396	26,034	19,364	892	662	1,444	38,655	21,306	15,119	744	526	960	24,408	15,139	8,357	912
Natchitoches	37,515	19,361	15,725	255	861	1,313	29,349	16,010	11,415	198	683	1,043	20,675	11,761	8,016	898
*Ouachita	78,990	63,893	9,115	1,182	1,931	2,869	59,498	49,146	6,042	824	1,496	1,990	49,043	42,702	4,661	1,680
Red River	7,620	4,195	3,106	25	171	123	5,714	3,338	2,164	3	116	93	5,475	3,034	2,358	83
Sabine	22,155	15,036	3,861	94	2,723	441	17,064	12,054	2,655	66	1,970	319	13,570	10,287	1,912	1,371
Union	21,107	14,460	5,224	62	338	1,023	16,632	11,807	3,861	39	254	671	14,802	10,847	3,497	458
Webster	36,967	22,735	12,679	208	687	658	28,753	18,144	9,464	154	558	433	21,259	14,068	6,744	447
Winn	13,755	8,594	3,727	210	263	961	10,906	6,932	2,695	170	207	902	8,262	5,916	2,218	128
District 4	711,738	405,927	252,387	10,942	16,286	26,196	546,135	324,316	183,096	8,011	12,394	18,318	404,963	257,964	129,883	17,116
	100.000%	57.033%	35.461%	1.537%	2.288%	3.681%	100.000%	59.384%	33.526%	1.467%	2.269%	3.354%	74.151%	63.701%	32.073%	4.227%
District 5																
Acadia	57,576	44,480	10,864	238	573	1,421	42,943	34,071	7,383	173	400	916	36,151	29,438	5,995	718
*East Baton Rouge	187,441	121,625	40,298	9,784	2,643	13,091	147,931	100,145	29,030	7,387	2,119	9,250	116,621	86,969	20,894	8,758
Iberia	69,929	39,206	24,556	2,123	794	3,250	52,791	31,295	17,069	1,562	581	2,284	42,188	26,848	13,441	1,899
Iberville	30,241	14,833	13,730	202	274	1,202	24,086	12,462	10,232	149	221	1,022	19,906	9,999	9,484	423
Lafayette	241,753	153,363	65,136	6,454	3,210	13,590	183,875	121,608	45,917	4,664	2,387	9,299	148,809	105,798	34,745	8,266
St. Martin	51,767	33,259	15,921	597	539	1,451	39,404	26,278	11,293	407	413	1,013	33,997	23,306	9,880	811
Vermilion	57,359	44,477	8,810	1,447	623	2,002	43,012	34,363	5,787	1,037	488	1,337	35,511	29,693	4,555	1,263
District 5	696,066	451,243	179,315	20,845	8,656	36,007	534,042	360,222	126,711	15,379	6,609	25,121	433,183	312,051	98,994	22,138
	100.000%	64.828%	25.761%	2.995%	1.244%	5.173%	100.000%	67.452%	23.727%	2.880%	1.238%	4.704%	81.114%	72.037%	22.853%	5.111%
District 6																

# Splits

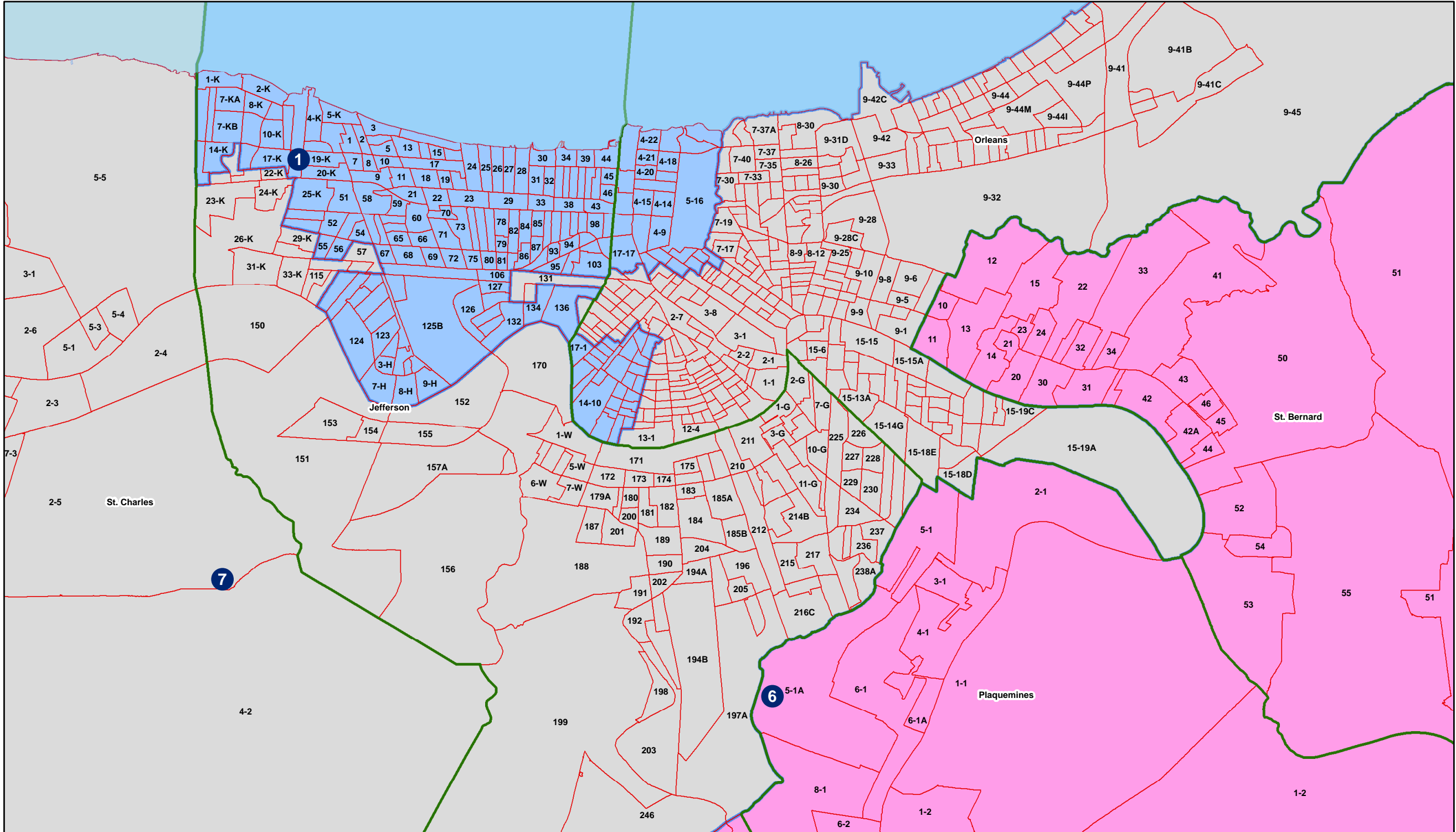
Plan: SLS 241ES-4 (Pressly)

	Total Population	Total White	Total Black	Total Asian	Total American Indian	Total Other	VAP Total	VAP White	VAP Black	VAP Asian	VAP American Indian	VAP Other	Reg Total Dec 2023	Reg White Dec 2023	Reg Black Dec 2023	Reg Other Dec 2023
Ascension	126,500	81,141	32,216	2,300	2,004	8,839	91,957	61,136	22,139	1,514	1,390	5,778	78,646	55,542	18,828	4,276
Assumption	21,039	13,722	6,220	96	258	743	16,616	11,145	4,707	57	197	510	13,323	8,977	4,131	215
*Jefferson	4,891	4,208	124	183	219	157	3,888	3,372	74	141	175	126	3,338	3,101	63	174
Lafourche	97,557	71,710	15,855	1,025	4,224	4,743	74,619	56,838	11,077	738	2,777	3,189	54,238	45,481	6,277	2,480
Livingston	142,282	116,855	12,658	1,697	3,111	7,961	105,141	88,432	8,136	1,099	2,311	5,163	82,405	73,655	5,642	3,108
Plaquemines	23,515	14,287	5,428	1,317	697	1,786	17,334	10,856	3,857	925	500	1,196	13,143	8,996	2,934	1,213
St. Bernard	43,764	24,497	12,309	1,381	947	4,630	31,775	18,992	7,944	982	688	3,169	25,685	18,044	5,593	2,048
St. James	20,192	9,973	9,762	60	82	315	15,505	7,883	7,297	31	64	230	14,531	7,116	7,196	219
St. Mary	49,406	26,949	15,991	835	1,670	3,961	37,521	21,594	11,520	593	1,173	2,641	29,204	17,999	9,570	1,635
Terrebonne	109,580	69,934	23,147	1,743	8,637	6,119	82,505	55,631	15,796	1,239	5,750	4,089	55,810	41,601	9,910	4,299
District 6	638,726	433,276	133,710	10,637	21,849	39,254	476,861	335,879	92,547	7,319	15,025	26,091	370,323	280,512	70,144	19,667
	100.000%	67.834%	20.934%	1.665%	3.421%	6.146%	100.000%	70.435%	19.408%	1.535%	3.151%	5.471%	77.658%	75.748%	18.941%	5.311%
District 7																
*Jefferson	210,805	71,569	97,454	11,608	3,646	26,528	160,162	58,961	71,119	9,067	2,759	18,256	115,393	44,671	55,052	15,670
*Orleans	327,379	81,525	214,189	10,551	3,012	18,102	259,232	72,646	162,051	8,716	2,430	13,389	202,652	56,031	128,643	17,978
St. Charles	52,549	33,550	13,928	837	925	3,309	39,541	26,154	9,890	529	667	2,301	33,582	23,411	8,270	1,901
St. John the Baptist	42,477	13,877	25,196	403	465	2,536	32,503	11,622	18,437	323	350	1,771	27,484	9,338	16,653	1,493
District 7	633,210	200,521	350,767	23,399	8,048	50,475	491,438	169,383	261,497	18,635	6,206	35,717	379,111	133,451	208,618	37,042
	100.000%	31.667%	55.395%	3.695%	1.271%	7.971%	100.000%	34.467%	53.211%	3.792%	1.263%	7.268%	77.143%	35.201%	55.028%	9.771%

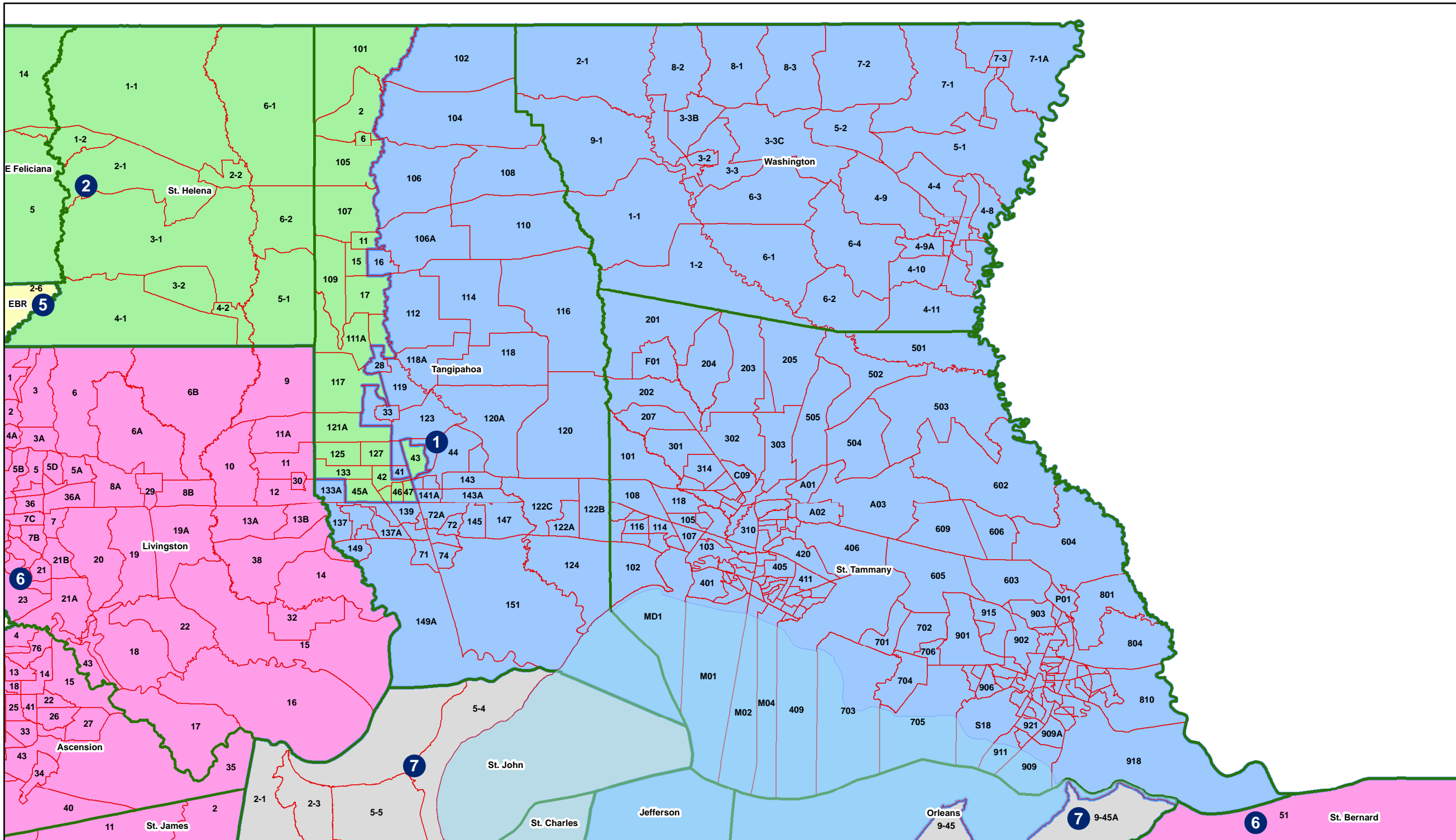
# Supreme Court (7) - Statewide



# Supreme Court (7) - Jefferson/Orleans



# Supreme Court (7) - Northshore



# Supreme Court (7) - EBR

