

2024 First Extraordinary Session

SENATE BILL NO. 7

BY SENATOR SEABAUGH

COURTS. Redistricts the Louisiana Supreme Court to increase the composition of the court from seven to nine justices. (2/3 - CA5s4)(Item #3)(See Act)

1 AN ACT

2 To enact R.S. 13:101.2 and 101.3 and to repeal R.S. 13:101, 101.1, and 312.4, relative to the  
3 supreme court; to provide relative to redistricting supreme court justice districts; to  
4 provide for the filling of vacancies; to eliminate statutory provisions for a temporary  
5 additional judgeship for the Court of Appeal for the Fourth Circuit and such judge's  
6 appointment to the supreme court; and to provide for related matters.

7 Be it enacted by the Legislature of Louisiana:

8 Section 1. R.S. 13:101.2 and 101.3 are hereby enacted to read as follows:

9 **§101.2. Supreme court districts; justices**

10 **The state shall be divided into nine supreme court districts. The supreme**  
11 **court shall be composed of one justice elected from each of the nine districts as**  
12 **set forth below:**

13 **(1) District 1 is composed of Plaquemines Parish; St. Bernard Parish; St.**  
14 **Tammany Parish; Tangipahoa Parish and Washington Parish.**

15 **(2) District 2 is composed of Avoyelles Parish; Concordia Parish;**  
16 **Precincts 1-1, 1-2, 1-3, 1-4, 1-5, 1-6, 1-9, 1-10, 1-11, 1-13, 1-14, 1-15, 1-16, 1-17,**  
17 **1-18, 1-19, 1-20, 1-21, 1-22, 1-23, 1-24, 1-25, 1-26, 1-27, 1-28, 1-29, 1-30, 1-31,**

1 1-32, 1-36, 1-37, 1-38, 1-45, 1-46, 1-50, 1-51, 1-52, 1-53, 1-54, 1-55, 1-58, 1-60,  
 2 1-61, 1-62, 1-63, 1-66, 1-67, 1-68, 1-70, 1-71, 1-72, 1-73, 1-77, 1-78, 1-81, 1-82,  
 3 1-83, 1-84, 1-85, 1-86, 1-87, 1-88, 1-91, 1-92, 1-93, 1-94, 1-95, 1-96, 1-97, 1-100,  
 4 1-101, 1-102, 1-104, 2-1, 2-2, 2-3, 2-4, 2-5, 2-9, 2-10, 2-11, 2-12, 2-13, 2-14, 2-15,  
 5 2-16, 2-17, 2-18, 2-19, 2-20, 2-21, 2-22, 2-23, 2-24, 2-25, 2-26, 2-27, 2-28, 2-29,  
 6 2-30, 2-31, 2-32, 2-34, 2-35, 2-36, 2-37, 2-38, 3-8, 3-11, 3-12, 3-18, 3-21, 3-24, 3-27,  
 7 3-32, 3-35, 3-39, 3-42, 3-52, 3-54, 3-55, 3-60, 3-72 and 3-74 of East Baton Rouge  
 8 Parish; East Carroll Parish; East Feliciana Parish; Madison Parish; Precincts  
 9 3, 10, 11, 12, 13, 14, 15, 16, 17, 18, 19, 20, 21, 22, 23, 24, 30, 65, 65A, 66, 67, 68,  
 10 69, 70, 73, 74 and 79 of Ouachita Parish; Pointe Coupee Parish; Precincts C1,  
 11 C2, C3, C4, C5, C6, C7, C8, C9, C10, C11-A, C11-B, C14, C15, C18, C19, C20,  
 12 C21, C24, C25, C28, C39, C40, N10 and N27 of Rapides Parish; Richland  
 13 Parish; St. Helena Parish; Tensas Parish and West Feliciana Parish.

14 (3) District 3 is composed of Acadia Parish; Allen Parish; Beauregard  
 15 Parish; Calcasieu Parish; Cameron Parish; Evangeline Parish; Jefferson Davis  
 16 Parish; St. Landry Parish and Vermilion Parish.

17 (4) District 4 is composed of Bienville Parish; Caldwell Parish;  
 18 Catahoula Parish; Claiborne Parish; Franklin Parish; Grant Parish; Jackson  
 19 Parish; La Salle Parish; Lincoln Parish; Morehouse Parish; Natchitoches  
 20 Parish; Precincts 1, 1A, 2, 4, 5, 6, 7, 8, 9, 9A, 25, 26, 27, 28, 31, 32, 33, 34, 35, 36,  
 21 37, 38, 39, 40, 41, 42, 43, 44, 44A, 45, 46, 47, 48, 49, 50, 51, 51A, 52, 52A, 53, 54,  
 22 55, 56, 56A, 57, 58, 59, 60, 61, 62, 63, 64, 71, 72, 75, 76, 77 and 78 of Ouachita  
 23 Parish; Precincts C13, C17, C22, C23, C26, C27, C30, C31, C32, C33, C34, C35,  
 24 C36, C37-A, C37-B, C38-A, C38-B, C41, C42, N1, N2, N3, N4, N5, N6, N7, N8,  
 25 N9, N11, N12, N13-A, N13-B, N14-A, N14-B, N15, N16, N17, N18-A, N18-B, N19,  
 26 N20, N21, N22, N23, N24, N25, N26, N28, N29, S1, S2, S4, S5, S6A, S6B, S7, S8,  
 27 S9, S10, S11, S13, S14, S15, S16, S17, S18, S19, S20, S21, S22, S23, S24, S25, S26,  
 28 S27, S28 and S29 of Rapides Parish; Red River Parish; Union Parish; West  
 29 Carroll Parish and Winn Parish.

1                   **(5) District 5 is composed of Iberia Parish; Lafayette Parish; St. Martin**  
2                   **Parish; St. Mary Parish and Terrebonne Parish.**

3                   **(6) District 6 is composed of Precincts 1, 2, 3, 4, 5, 7, 8, 9, 10, 11, 12, 13,**  
4                   **14, 15, 16, 17, 18, 19, 20, 21, 22, 23, 24, 25, 26, 27, 28, 29, 30, 31, 32, 33, 34, 35, 36,**  
5                   **37, 38, 39, 40, 41, 42, 43, 44, 45, 46, 51, 52, 53, 54, 55, 56, 57, 58, 59, 60, 61, 62, 63,**  
6                   **64, 65, 66, 67, 68, 69, 70, 71, 72, 73, 74, 75, 76, 77, 78, 79, 80, 81, 82, 83, 84, 85, 86,**  
7                   **87, 88, 89, 90, 91, 92, 93, 94, 95, 96, 97, 98, 99, 100, 101, 102, 103, 104, 105, 106,**  
8                   **108, 115, 116, 117, 118, 119, 120, 121, 122, 123, 124, 125A, 125B, 126, 127, 128,**  
9                   **129, 130, 131, 132, 133, 134, 136, 138, 150, 151, 152, 153, 154, 155, 156, 157A,**  
10                  **157B, 170, 183, 184, 185A, 188, 189, 190, 191, 192, 193A, 193B, 194A, 194B,**  
11                  **197A, 197B, 198, 199, 202, 203, 204, 216B, 216C, 225, 226, 227, 228, 229, 230,**  
12                  **231, 232A, 232B, 234, 235, 236, 237, 238A, 238B, 246, 247, 248, 1-G, 2-G, 3-G,**  
13                  **4-G, 5-G, 6-G, 7-G, 9-G, 10-G, 12-G, 13-G, 1-GI, 1-H, 2-H, 3-H, 4-H, 5-H, 6-H,**  
14                  **7-H, 8-H, 9-H, 1-K, 2-K, 3-K, 4-K, 5-K, 6-KA, 6-KB, 7-KA, 7-KB, 8-K, 9-K,**  
15                  **10-K, 11-K, 12-K, 13-KA, 13-KB, 14-K, 15-K, 16-K, 17-K, 18-K, 19-K, 20-K,**  
16                  **21-K, 22-K, 23-K, 24-K, 25-K, 26-K, 27-K, 28-K, 29-K, 30-K, 31-K, 33-K, 34-K,**  
17                  **35-K, 1-L, 1-W, 2-W, 3-W, 4-W, 5-W, 6-W and 7-W of Jefferson Parish;**  
18                  **Lafourche Parish and Precincts 3-20, 4-7, 4-8, 4-9, 4-11, 4-14, 4-15, 4-17, 4-17A,**  
19                  **4-18, 4-20, 4-21, 4-22, 4-23, 5-15, 5-16, 5-17, 5-18, 7-41, 7-42, 14-2, 14-3, 14-4,**  
20                  **14-5, 14-6, 14-7, 14-8, 14-9, 14-10, 14-11, 14-12, 14-13A, 14-14, 14-15, 14-16,**  
21                  **14-17, 14-18A, 14-19, 14-20, 14-21, 16-1, 16-1A, 16-2, 16-3, 16-4, 16-5, 16-6, 16-7,**  
22                  **16-8, 17-1, 17-17, 17-18, 17-18A, 17-19 and 17-20 of Orleans Parish.**

23                  **(7) District 7 is composed of Assumption Parish; Precincts 171, 172, 173,**  
24                  **174, 175, 176, 177, 178, 179A, 179B, 180, 181, 182, 185B, 187, 195, 196, 200, 201,**  
25                  **205, 210, 211, 212, 213A, 213B, 213C, 214A, 214B, 215, 216A, 217, 8-G and 11-G**  
26                  **of Jefferson Parish; Precincts 1-1, 1-2, 1-5, 1-6, 2-1, 2-2, 2-4, 2-6, 2-7, 3-1, 3-8,**  
27                  **3-9, 3-12, 3-14, 3-15, 3-18, 3-19, 4-2, 4-3, 4-6, 5-1, 5-2, 5-3, 5-5, 5-7, 5-8, 5-9, 5-10,**  
28                  **5-11, 5-12, 5-13, 6-1, 6-2, 6-4, 6-6, 6-7, 6-8, 6-9, 7-1, 7-2, 7-4, 7-5, 7-6, 7-7, 7-8,**  
29                  **7-9A, 7-10, 7-11, 7-12, 7-13, 7-14, 7-15, 7-16, 7-17, 7-18, 7-19, 7-20, 7-21, 7-23,**

1 7-24, 7-25, 7-25A, 7-26, 7-27, 7-27B, 7-28, 7-28A, 7-29, 7-30, 7-32, 7-33, 7-35,  
2 7-37, 7-37A, 7-40, 8-1, 8-2, 8-4, 8-6, 8-7, 8-8, 8-9, 8-12, 8-13, 8-14, 8-15, 8-19,  
3 8-20, 8-21, 8-22, 8-23, 8-24, 8-25, 8-26, 8-27, 8-28, 8-30, 9-1, 9-3, 9-4, 9-5, 9-6, 9-7,  
4 9-8, 9-9, 9-10, 9-11, 9-12, 9-13, 9-14, 9-15, 9-16, 9-17, 9-19, 9-21, 9-23, 9-25, 9-26,  
5 9-28, 9-28C, 9-29, 9-30, 9-30A, 9-31, 9-31A, 9-31B, 9-31D, 9-32, 9-33, 9-34A,  
6 9-35, 9-35A, 9-36, 9-36B, 9-37, 9-38, 9-38A, 9-39, 9-39B, 9-40, 9-40A, 9-40C,  
7 9-41, 9-41A, 9-41B, 9-41C, 9-41D, 9-42, 9-42C, 9-43A, 9-43B, 9-43C, 9-43E,  
8 9-43F, 9-43G, 9-43H, 9-43I, 9-43J, 9-43K, 9-43L, 9-43M, 9-43N, 9-44, 9-44A,  
9 9-44B, 9-44D, 9-44E, 9-44F, 9-44G, 9-44I, 9-44J, 9-44L, 9-44M, 9-44N, 9-44O,  
10 9-44P, 9-44Q, 9-45, 9-45A, 10-3, 10-6, 10-7, 10-8, 10-9, 10-11, 10-12, 10-13, 10-14,  
11 11-2, 11-3, 11-4, 11-5, 11-8, 11-9, 11-10, 11-11, 11-12, 11-13, 11-14, 11-17, 12-1,  
12 12-2, 12-3, 12-4, 12-5, 12-6, 12-7, 12-9, 12-10, 12-11, 12-12, 12-13, 12-14, 12-16,  
13 12-17, 12-19, 13-1, 13-2, 13-3, 13-4, 13-5, 13-6, 13-7, 13-8, 13-9, 13-10, 13-11,  
14 13-12, 13-13, 13-14, 13-15, 13-16, 14-1, 14-23, 14-24A, 14-25, 14-26, 15-1, 15-2,  
15 15-3, 15-5, 15-6, 15-8, 15-9, 15-10, 15-11, 15-12, 15-12A, 15-13, 15-13A, 15-13B,  
16 15-14, 15-14A, 15-14B, 15-14C, 15-14D, 15-14E, 15-14F, 15-14G, 15-15, 15-15A,  
17 15-15B, 15-16, 15-17, 15-17A, 15-17B, 15-18, 15-18A, 15-18B, 15-18C, 15-18D,  
18 15-18E, 15-18F, 15-19, 15-19A, 15-19B, 15-19C, 16-9, 17-2, 17-3, 17-4, 17-5, 17-6,  
19 17-7, 17-8, 17-9, 17-10, 17-11, 17-12, 17-13, 17-13A, 17-14, 17-15 and 17-16 of  
20 Orleans Parish; St. Charles Parish; St. James Parish and St. John the Baptist  
21 Parish.

22 (8) District 8 is composed of Ascension Parish; Precincts 1-7, 1-8, 1-12,  
23 1-33, 1-34, 1-35, 1-39, 1-40, 1-41, 1-42, 1-43, 1-44, 1-47, 1-48, 1-49, 1-56, 1-57,  
24 1-59, 1-64, 1-65, 1-69, 1-74, 1-75, 1-76, 1-79, 1-80, 1-89, 1-90, 1-98, 1-99, 1-103,  
25 1-105, 1-107, 2-6, 2-7, 2-8, 2-33, 3-1, 3-2, 3-3, 3-4, 3-5, 3-6, 3-7, 3-9, 3-10, 3-13,  
26 3-14, 3-15, 3-16, 3-17, 3-19, 3-20, 3-22, 3-23, 3-25, 3-26, 3-28, 3-29, 3-30, 3-31,  
27 3-33, 3-34, 3-36, 3-37, 3-38, 3-40, 3-41, 3-43, 3-44, 3-45, 3-46, 3-47, 3-48, 3-49,  
28 3-50, 3-51, 3-53, 3-56, 3-57, 3-58, 3-59, 3-61, 3-62, 3-63, 3-64, 3-65, 3-66, 3-67,  
29 3-68, 3-69, 3-70, 3-71, 3-73, 3-75 and 3-76 of East Baton Rouge Parish; Iberville

1 Parish; Livingston Parish and West Baton Rouge Parish.

2 (9) District 9 is composed of Bossier Parish; Caddo Parish; De Soto  
3 Parish; Sabine Parish; Vernon Parish and Webster Parish.

4 §101.3. Assignment of districts; vacancies; elections; redistricting

5 A. Each justice of the supreme court in office on the effective date of this  
6 Section shall be the justice for the district having the same designation as the  
7 district from which the justice was elected and shall complete the term for  
8 which he was elected.

9 B. The successor to the office of justice of the supreme court shall be  
10 elected from the district assigned to that office as provided by Subsection A of  
11 this Section. The election shall be from the district composed as provided by  
12 R.S. 13:101.2.

13 Section 2. R.S. 13:101, 101.1, and 312.4 are hereby repealed.

14 Section 3. (A) The precincts referenced in this Act are those contained in the file  
15 named "2024 Precinct Shapefiles (01-10-2024)" available on the Legislature of Louisiana's  
16 website on the effective date of this Section. The 2024 Precinct Shapefiles are based upon  
17 those Voting Districts (VTDs) contained in the 2020 Census Redistricting TIGER/Line  
18 Shapefiles for the State of Louisiana as those files have been modified and validated through  
19 the data verification program of the Louisiana House of Representatives and the Louisiana  
20 Senate to represent precinct changes submitted through January 10, 2024, to the Legislature  
21 of Louisiana by parish governing authorities pursuant to the provisions of R.S. 18:532 and  
22 532.1.

23 (B) When a precinct referenced in this Act has been subdivided by action of the  
24 parish governing authority on a nongeographic basis or subdivided by action of the parish  
25 governing authority on a geographic basis in accordance with the provisions of R.S.  
26 18:532.1, the enumeration in this Act of the general precinct designation shall include all  
27 nongeographic and all geographic subdivisions thereof, however such subdivisions may be  
28 designated.

29 (C) The territorial limits of the districts as provided in this Act shall continue in

1 effect until changed by law regardless of any subsequent change made to the precincts by  
2 the parish governing authority.

3 Section 4. The initial terms of office of supreme court justices to be elected from  
4 Districts 8 and 9 as provided for in Section 1 of this Act shall begin on January 1, 2026.

5 Section 5. This Act shall take effect and become operative if and when the proposed  
6 amendment to Article V of the Constitution of Louisiana contained in the Act which  
7 originated as Senate Bill No. \_\_\_ of the 2024 First Extraordinary Session of the Legislature  
8 is adopted at a statewide election and becomes effective.

---

The original instrument and the following digest, which constitutes no part  
of the legislative instrument, were prepared by J. W. Wiley.

---

#### DIGEST

SB 7 Original

2024 First Extraordinary Session

Seabaugh

Present constitution (Const. Art. V, §3) provides the supreme court must be composed of a chief justice and six associate justices.

Proposed constitution (Senate Bill No.) provides that the supreme court must be composed of a chief justice and eight associate justices.

Present constitution (Const. Art. V, §4) provides the state must be divided into at least six supreme court districts, and at least one judge shall be elected from each. Retains the districts and the number of judges assigned to each on the effective date of present constitution, subject to change by law enacted by two-thirds of the elected members of each house of the legislature.

Proposed constitution (Senate Bill No.) provides that the state must be divided into at least nine supreme court districts but otherwise retains present constitution.

Proposed law provides district boundaries for nine supreme court districts.

Proposed law provides that each justice in office on the effective date of proposed law shall be the justice for the district having the same designation as the district from which the justice was elected and shall complete the term for which he was elected. Further provides that the successor to the office of justice of the supreme court shall be elected from the district assigned to that office as provided in proposed law and that election shall be from the district composed as provided by R.S. 13:101.2.

Proposed law repeals present law that provides for an additional judgeship for the Court of Appeals for the Fourth Circuit who is assigned to the Louisiana Supreme Court.

Proposed law specifies that precincts referenced in district descriptions are those precincts contained in the file named "2024 Precinct Shapefiles (01-10-2024)" available on the legislature's website. The 2023 Precinct Shapefiles are based upon those Voting Districts (VTDs) contained in the 2020 Census Redistricting TIGER/Line Shapefiles for the State of La. as those files have been modified and validated through the data verification program of the La. House of Representatives and the La. Senate to represent precinct changes submitted through Jan. 10, 2024, to the Legislature of La. by parish governing authorities.

Also specifies that if any such precinct has been subdivided by action of the parish governing authority on a nongeographic basis or subdivided by action of the parish governing authority on a geographic basis in accordance with present law, the enumeration of the general precinct designation shall include all nongeographic and all geographic subdivisions thereof. Further provides that the territorial limits of the districts as enacted shall continue in effect until changed by law regardless of any subsequent change made to the precincts by the parish governing authority.

Population data in the summaries accompanying this digest are derived from 2020 Census Redistricting Data (Public Law 94-171), Summary File for La. Population data, statistical information, and maps are supplied for purposes of information and analysis and comprise no part of proposed law.

Effective when the proposed amendment to Article V of the Constitution of Louisiana contained in the Act which originated as Senate Bill No. of the 2024 First Extraordinary Session of the Legislature is adopted at a statewide election and becomes effective.

(Adds R.S. 13:101.2 and 101.3; repeals R.S. 13:101, 101.1, and 312.4)

# Plan Statistics

Plan: SLS 241ES-3 (Seabaugh)

<u>Districts:</u>	<u># of Members</u>	<u>Actual Population</u>	<u>Ideal Population</u>	<u>Absolute Deviation</u>	<u>Relative Deviation</u>
District 1	1	510,469	517,528	-7,059	-1.364%
District 2	1	494,048	517,528	-23,480	-4.537%
District 3	1	543,776	517,528	26,248	5.072%
District 4	1	492,653	517,528	-24,875	-4.807%
District 5	1	522,435	517,528	4,907	0.948%
District 6	1	536,376	517,528	18,848	3.642%
District 7	1	522,216	517,528	4,688	0.906%
District 8	1	534,506	517,528	16,978	3.281%
District 9	1	501,278	517,528	-16,250	-3.140%

---

Grand Total:	9	4,657,757	4,657,752
--------------	---	-----------	-----------

---

Ideal Population Per Member:	517528		
Number of Districts for Plan Type:	9		
Range of District Populations:	492,653	to	543,776
Absolute Mean Deviation:	5,680		
Absolute Range:	-24,875	to	26,248
Absolute Overall Range:	51,123		
Relative Mean Deviation:	3.08%		
Relative Range:	-4.81%	to	5.07%
Relative Overall Range:	9.88%		

---

<b><i>Ideal - Actual:</i></b>	<b>-5</b>
<b><i>Remainder:</i></b>	<b>5</b>
<b><i>Unassigned Population:</i></b>	<b>0</b>



# Total Population

Plan: SLS 241ES-3 (Seabaugh)

	Total Population	Total White	Total Black	Total Asian	Total American Indian	Total Other	Total Hispanic	VAP Total	VAP White	VAP Black	VAP Asian	VAP American Indian	VAP Other	VAP Hispanic Total
District 1	510,469	346,704	111,693	10,162	10,494	31,416	37,742	387,779	273,417	77,511	7,236	7,737	21,878	25,456
	100.000%	67.919%	21.880%	1.991%	2.056%	6.154%	7.394%	100.000%	70.508%	19.988%	1.866%	1.995%	5.642%	6.565%
District 2	494,048	163,755	298,144	8,413	4,636	19,100	23,004	377,720	136,072	217,560	6,611	3,561	13,916	16,575
	100.000%	33.146%	60.347%	1.703%	0.938%	3.866%	4.656%	100.000%	36.025%	57.598%	1.750%	0.943%	3.684%	4.388%
District 3	543,776	369,848	139,232	7,988	8,194	18,514	22,930	408,736	286,168	97,903	5,694	5,951	13,020	15,779
	100.000%	68.015%	25.605%	1.469%	1.507%	3.405%	4.217%	100.000%	70.013%	23.953%	1.393%	1.456%	3.185%	3.860%
District 4	492,653	323,569	135,593	6,716	10,108	16,667	19,758	381,650	257,607	98,751	5,027	7,741	12,524	14,511
	100.000%	65.679%	27.523%	1.363%	2.052%	3.383%	4.011%	100.000%	67.498%	25.875%	1.317%	2.028%	3.282%	3.802%
District 5	522,435	322,711	144,751	11,752	14,850	28,371	33,441	396,096	256,406	101,595	8,465	10,304	19,326	22,285
	100.000%	61.771%	27.707%	2.249%	2.842%	5.431%	6.401%	100.000%	64.733%	25.649%	2.137%	2.601%	4.879%	5.626%
District 6	536,376	323,225	113,119	22,318	11,882	65,832	84,132	421,632	266,408	82,507	17,137	8,601	46,979	59,789
	100.000%	60.261%	21.089%	4.161%	2.215%	12.273%	15.685%	100.000%	63.185%	19.568%	4.064%	2.040%	11.142%	14.180%
District 7	522,216	167,004	303,028	15,983	5,424	30,777	40,303	408,002	141,621	227,144	12,753	4,237	22,247	28,409
	100.000%	31.980%	58.027%	3.061%	1.039%	5.894%	7.718%	100.000%	34.711%	55.672%	3.126%	1.038%	5.453%	6.963%
District 8	534,506	368,185	111,580	14,569	8,609	31,563	36,286	408,132	289,950	79,322	10,657	6,428	21,775	24,450
	100.000%	68.883%	20.875%	2.726%	1.611%	5.905%	6.789%	100.000%	71.043%	19.435%	2.611%	1.575%	5.335%	5.991%
District 9	501,278	272,651	185,979	9,387	12,863	20,398	24,953	380,801	216,862	133,476	6,836	9,680	13,947	16,408
	100.000%	54.391%	37.101%	1.873%	2.566%	4.069%	4.978%	100.000%	56.949%	35.051%	1.795%	2.542%	3.663%	4.309%
Grand Total	4,657,757	2,657,652	1,543,119	107,288	87,060	262,638	322,549	3,570,548	2,124,511	1,115,769	80,416	64,240	185,612	223,662
	100.000%	57.059%	33.130%	2.303%	1.869%	5.639%	6.925%	100.000%	59.501%	31.249%	2.252%	1.799%	5.198%	6.264%

# Voter Registration

Plan: SLS 241ES-3 (Seabaugh)

	Reg Total Dec 2023	Reg White Dec 2023	Reg Black Dec 2023	Reg Other Dec 2023	Reg Dem Total Dec 2023	Reg Rep Total Dec 2023	Reg Other Total Dec 2023
District 1	303,572	233,077	52,360	18,135	83,364	130,598	89,610
	78.285%	76.778%	17.248%	5.974%	27.461%	43.020%	29.519%
District 2	286,914	101,457	174,520	10,937	163,523	55,885	67,506
	75.959%	35.361%	60.827%	3.812%	56.994%	19.478%	23.528%
District 3	312,253	229,490	71,951	10,812	109,826	120,729	81,698
	76.395%	73.495%	23.043%	3.463%	35.172%	38.664%	26.164%
District 4	293,463	212,685	71,387	9,391	91,974	128,525	72,964
	76.893%	72.474%	24.326%	3.200%	31.341%	43.796%	24.863%
District 5	310,008	215,552	77,546	16,910	99,713	123,148	87,147
	78.266%	69.531%	25.014%	5.455%	32.165%	39.724%	28.111%
District 6	311,887	220,404	55,245	36,238	106,219	109,516	96,152
	73.971%	70.668%	17.713%	11.619%	34.057%	35.114%	30.829%
District 7	323,094	112,980	184,074	26,040	199,783	42,027	81,284
	79.189%	34.968%	56.972%	8.060%	61.834%	13.008%	25.158%
District 8	328,303	248,702	62,139	17,462	97,274	139,687	91,342
	80.440%	75.754%	18.927%	5.319%	29.629%	42.548%	27.822%
District 9	272,793	166,099	92,607	14,087	100,830	101,511	70,452
	71.637%	60.888%	33.948%	5.164%	36.962%	37.212%	25.826%
Grand Total	2,742,287	1,740,446	841,829	160,012	1,052,506	951,626	738,155

# Splits

## Plan: SLS 241ES-3 (Seabaugh)

	Total Population	Total White	Total Black	Total Asian	Total American Indian	Total Other	VAP Total	VAP White	VAP Black	VAP Asian	VAP American Indian	VAP Other	Reg Total Dec 2023	Reg White Dec 2023	Reg Black Dec 2023	Reg Other Dec 2023
District 1																
Plaquemines	23,515	14,287	5,428	1,317	697	1,786	17,334	10,856	3,857	925	500	1,196	13,143	8,996	2,934	1,213
St. Bernard	43,764	24,497	12,309	1,381	947	4,630	31,775	18,992	7,944	982	688	3,169	25,685	18,044	5,593	2,048
St. Tammany	264,570	196,641	38,643	5,774	5,660	17,852	202,228	154,621	26,761	4,075	4,161	12,610	174,307	141,262	21,129	11,916
Tangipahoa	133,157	81,336	41,879	1,474	2,454	6,014	101,491	65,205	29,217	1,100	1,827	4,142	63,286	46,172	14,812	2,302
Washington	45,463	29,943	13,434	216	736	1,134	34,951	23,743	9,732	154	561	761	27,151	18,603	7,892	656
District 1	510,469	346,704	111,693	10,162	10,494	31,416	387,779	273,417	77,511	7,236	7,737	21,878	303,572	233,077	52,360	18,135
	100.000%	67.919%	21.880%	1.991%	2.056%	6.154%	100.000%	70.508%	19.988%	1.866%	1.995%	5.642%	78.285%	76.778%	17.248%	5.974%
District 2																
Avoyelles	39,693	25,625	11,678	434	767	1,189	30,578	20,269	8,311	379	570	1,049	21,438	15,242	5,622	574
Concordia	18,687	10,275	7,725	122	233	332	14,217	8,108	5,613	100	167	229	11,419	6,816	4,418	185
*East Baton Rouge	248,497	55,020	171,592	6,342	1,833	13,710	189,190	47,107	126,124	4,913	1,460	9,586	138,244	32,859	98,081	7,304
East Carroll	7,459	2,054	5,272	29	43	61	5,901	1,773	4,043	19	27	39	4,564	1,218	3,305	41
East Feliciana	19,539	11,516	7,341	91	262	329	16,183	9,740	5,918	61	198	266	13,327	7,805	5,075	447
Madison	10,017	3,475	6,363	20	59	100	7,435	2,906	4,391	9	48	81	7,068	2,439	4,518	111
*Ouachita	45,753	5,307	38,242	703	235	1,266	33,434	4,859	26,678	633	170	1,094	25,436	2,009	22,636	791
Pointe Coupee	20,758	12,395	7,504	107	159	593	16,250	10,108	5,502	91	119	430	14,107	9,040	4,837	230
*Rapides	33,225	9,149	22,741	331	402	602	24,668	7,330	16,384	244	293	417	18,933	5,563	12,686	684
Richland	20,043	11,785	7,603	83	258	314	15,383	9,338	5,546	66	203	230	13,141	8,144	4,753	244
St. Helena	10,920	4,527	6,031	39	134	189	8,463	3,805	4,371	28	109	150	8,260	3,626	4,492	142
Tensas	4,147	1,744	2,312	23	26	42	3,235	1,446	1,728	12	23	26	3,485	1,510	1,937	38
West Feliciana	15,310	10,883	3,740	89	225	373	12,783	9,283	2,951	56	174	319	7,492	5,186	2,160	146
District 2	494,048	163,755	298,144	8,413	4,636	19,100	377,720	136,072	217,560	6,611	3,561	13,916	286,914	101,457	174,520	10,937
	100.000%	33.146%	60.347%	1.703%	0.938%	3.866%	100.000%	36.025%	57.598%	1.750%	0.943%	3.684%	75.959%	35.361%	60.827%	3.812%
District 3																
Acadia	57,576	44,480	10,864	238	573	1,421	42,943	34,071	7,383	173	400	916	36,151	29,438	5,995	718
Allen	22,750	16,327	4,490	246	947	740	17,510	12,751	3,275	182	646	656	11,079	8,704	1,920	455
Beauregard	36,549	29,529	4,649	402	1,052	917	27,489	22,304	3,495	269	773	648	22,071	18,639	2,264	1,168
Calcasieu	216,785	139,772	59,386	4,702	3,536	9,389	163,166	108,789	41,898	3,359	2,604	6,516	111,819	80,364	26,493	4,962
Cameron	5,617	5,232	125	30	75	155	4,358	4,100	79	23	47	109	4,072	3,936	61	75
Evangeline	32,350	21,354	9,235	241	280	1,240	24,408	16,460	6,483	187	217	1,061	20,388	14,274	5,744	370
Jefferson Davis	32,250	25,066	5,837	183	472	692	24,039	19,121	4,006	111	325	476	18,733	15,509	2,784	440
St. Landry	82,540	43,611	35,836	499	636	1,958	61,811	34,209	25,497	353	451	1,301	52,429	28,933	22,135	1,361
Vermilion	57,359	44,477	8,810	1,447	623	2,002	43,012	34,363	5,787	1,037	488	1,337	35,511	29,693	4,555	1,263
District 3	543,776	369,848	139,232	7,988	8,194	18,514	408,736	286,168	97,903	5,694	5,951	13,020	312,253	229,490	71,951	10,812
	100.000%	68.015%	25.605%	1.469%	1.507%	3.405%	100.000%	70.013%	23.953%	1.393%	1.456%	3.185%	76.395%	73.495%	23.043%	3.463%
District 4																

# Splits

Plan: SLS 241ES-3 (Seabaugh)

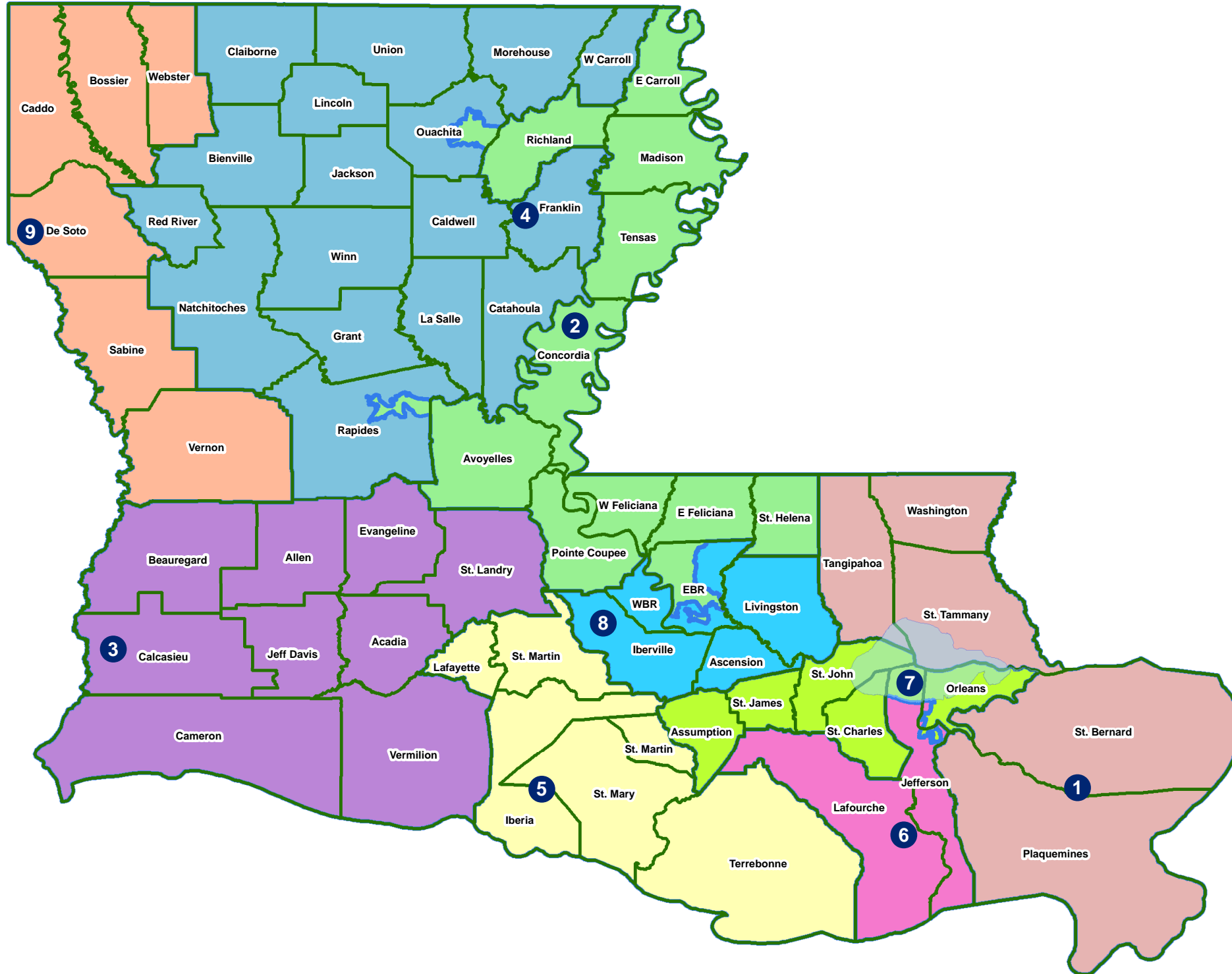
	Total Population	Total White	Total Black	Total Asian	Total American Indian	Total Other	VAP Total	VAP White	VAP Black	VAP Asian	VAP American Indian	VAP Other	Reg Total Dec 2023	Reg White Dec 2023	Reg Black Dec 2023	Reg Other Dec 2023
Bienville	12,981	6,950	5,600	57	207	167	10,073	5,486	4,284	30	162	111	8,336	4,509	3,728	99
Caldwell	9,645	7,646	1,632	51	150	166	7,478	5,969	1,224	46	116	123	5,813	4,959	762	92
Catahoula	8,906	5,776	2,395	46	119	570	6,951	4,557	1,736	33	87	538	6,113	4,363	1,695	55
Claiborne	14,170	7,263	6,360	88	185	274	11,507	6,258	4,824	55	140	230	8,390	4,557	3,677	156
Franklin	19,774	12,492	6,802	70	205	205	15,028	9,901	4,779	44	153	151	12,350	8,524	3,718	108
Grant	22,169	17,709	3,335	133	644	348	17,527	13,964	2,717	97	507	242	12,226	10,764	1,120	342
Jackson	15,031	9,967	4,166	175	255	468	11,783	7,967	3,125	140	174	377	9,375	6,570	2,610	195
La Salle	14,791	11,348	1,422	283	372	1,366	11,563	8,636	1,065	264	271	1,327	8,380	7,633	583	164
Lincoln	48,396	26,034	19,364	892	662	1,444	38,655	21,306	15,119	744	526	960	24,408	15,139	8,357	912
Morehouse	25,629	12,281	12,484	160	370	334	20,062	10,095	9,300	117	279	271	15,440	7,806	7,377	257
Natchitoches	37,515	19,361	15,725	255	861	1,313	29,349	16,010	11,415	198	683	1,043	20,675	11,761	8,016	898
*Ouachita	114,615	83,238	22,975	2,085	2,426	3,891	86,766	65,115	15,612	1,485	1,889	2,665	70,194	56,140	11,385	2,669
*Rapides	96,798	68,361	19,851	2,097	2,700	3,789	74,124	54,043	13,821	1,542	2,041	2,677	56,353	44,393	9,273	2,687
Red River	7,620	4,195	3,106	25	171	123	5,714	3,338	2,164	3	116	93	5,475	3,034	2,358	83
Union	21,107	14,460	5,224	62	338	1,023	16,632	11,807	3,861	39	254	671	14,802	10,847	3,497	458
West Carroll	9,751	7,894	1,425	27	180	225	7,532	6,223	1,010	20	136	143	6,871	5,770	1,013	88
Winn	13,755	8,594	3,727	210	263	961	10,906	6,932	2,695	170	207	902	8,262	5,916	2,218	128
District 4	492,653	323,569	135,593	6,716	10,108	16,667	381,650	257,607	98,751	5,027	7,741	12,524	293,463	212,685	71,387	9,391
	100.000%	65.679%	27.523%	1.363%	2.052%	3.383%	100.000%	67.498%	25.875%	1.317%	2.028%	3.282%	76.893%	72.474%	24.326%	3.200%
District 5																
Iberia	69,929	39,206	24,556	2,123	794	3,250	52,791	31,295	17,069	1,562	581	2,284	42,188	26,848	13,441	1,899
Lafayette	241,753	153,363	65,136	6,454	3,210	13,590	183,875	121,608	45,917	4,664	2,387	9,299	148,809	105,798	34,745	8,266
St. Martin	51,767	33,259	15,921	597	539	1,451	39,404	26,278	11,293	407	413	1,013	33,997	23,306	9,880	811
St. Mary	49,406	26,949	15,991	835	1,670	3,961	37,521	21,594	11,520	593	1,173	2,641	29,204	17,999	9,570	1,635
Terrebonne	109,580	69,934	23,147	1,743	8,637	6,119	82,505	55,631	15,796	1,239	5,750	4,089	55,810	41,601	9,910	4,299
District 5	522,435	322,711	144,751	11,752	14,850	28,371	396,096	256,406	101,595	8,465	10,304	19,326	310,008	215,552	77,546	16,910
	100.000%	61.771%	27.707%	2.249%	2.842%	5.431%	100.000%	64.733%	25.649%	2.137%	2.601%	4.879%	78.266%	69.531%	25.014%	5.455%
District 6																
*Jefferson	381,654	206,595	92,118	18,916	6,972	57,053	299,677	172,076	67,100	14,541	5,273	40,687	221,466	144,704	46,767	29,995
Lafourche	97,557	71,710	15,855	1,025	4,224	4,743	74,619	56,838	11,077	738	2,777	3,189	54,238	45,481	6,277	2,480
*Orleans	57,165	44,920	5,146	2,377	686	4,036	47,336	37,494	4,330	1,858	551	3,103	36,183	30,219	2,201	3,763
District 6	536,376	323,225	113,119	22,318	11,882	65,832	421,632	266,408	82,507	17,137	8,601	46,979	311,887	220,404	55,245	36,238
	100.000%	60.261%	21.089%	4.161%	2.215%	12.273%	100.000%	63.185%	19.568%	4.064%	2.040%	11.142%	73.971%	70.668%	17.713%	11.619%
District 7																
Assumption	21,039	13,722	6,220	96	258	743	16,616	11,145	4,707	57	197	510	13,323	8,977	4,131	215
*Jefferson	59,127	14,340	34,099	4,108	714	5,866	44,977	12,059	25,075	3,151	562	4,130	31,967	8,232	19,435	4,300

# Splits

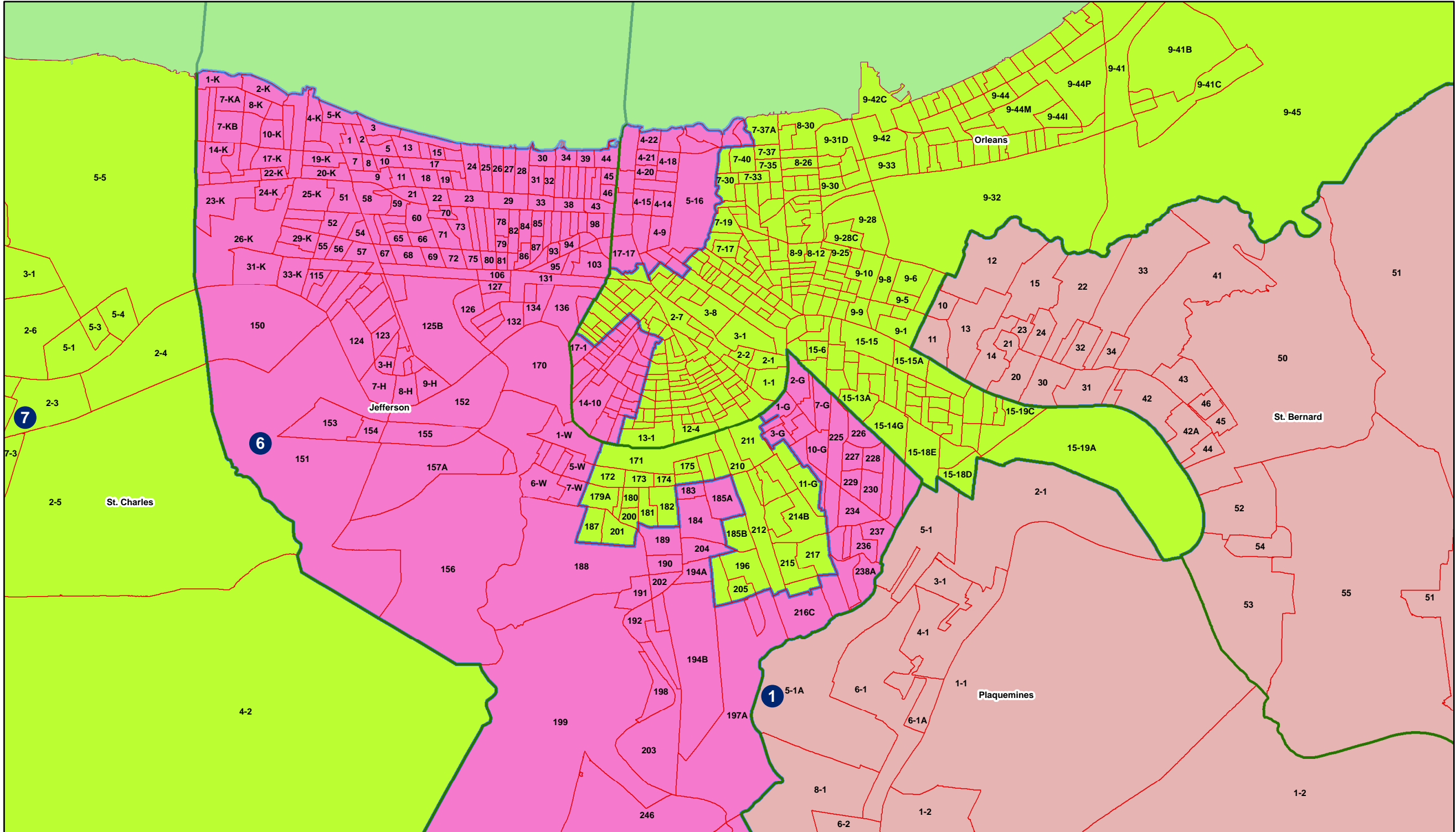
Plan: SLS 241ES-3 (Seabaugh)

	Total Population	Total White	Total Black	Total Asian	Total American Indian	Total Other	VAP Total	VAP White	VAP Black	VAP Asian	VAP American Indian	VAP Other	Reg Total Dec 2023	Reg White Dec 2023	Reg Black Dec 2023	Reg Other Dec 2023
District 7																
*Orleans	326,832	81,542	213,823	10,479	2,980	18,008	258,860	72,758	161,738	8,662	2,397	13,305	202,207	55,906	128,389	17,912
St. Charles	52,549	33,550	13,928	837	925	3,309	39,541	26,154	9,890	529	667	2,301	33,582	23,411	8,270	1,901
St. James	20,192	9,973	9,762	60	82	315	15,505	7,883	7,297	31	64	230	14,531	7,116	7,196	219
St. John the Baptist	42,477	13,877	25,196	403	465	2,536	32,503	11,622	18,437	323	350	1,771	27,484	9,338	16,653	1,493
District 7	522,216	167,004	303,028	15,983	5,424	30,777	408,002	141,621	227,144	12,753	4,237	22,247	323,094	112,980	184,074	26,040
	100.000%	31.980%	58.027%	3.061%	1.039%	5.894%	100.000%	34.711%	55.672%	3.126%	1.038%	5.453%	79.189%	34.968%	56.972%	8.060%
District 8																
Ascension	126,500	81,141	32,216	2,300	2,004	8,839	91,957	61,136	22,139	1,514	1,390	5,778	78,646	55,542	18,828	4,276
*East Baton Rouge	208,284	141,049	41,806	10,083	2,894	12,452	166,422	116,774	30,666	7,686	2,287	9,009	130,593	99,886	21,421	9,286
Iberville	30,241	14,833	13,730	202	274	1,202	24,086	12,462	10,232	149	221	1,022	19,906	9,999	9,484	423
Livingston	142,282	116,855	12,658	1,697	3,111	7,961	105,141	88,432	8,136	1,099	2,311	5,163	82,405	73,655	5,642	3,108
West Baton Rouge	27,199	14,307	11,170	287	326	1,109	20,526	11,146	8,149	209	219	803	16,753	9,620	6,764	369
District 8	534,506	368,185	111,580	14,569	8,609	31,563	408,132	289,950	79,322	10,657	6,428	21,775	328,303	248,702	62,139	17,462
	100.000%	68.883%	20.875%	2.726%	1.611%	5.905%	100.000%	71.043%	19.435%	2.611%	1.575%	5.335%	80.440%	75.754%	18.927%	5.319%
District 9																
Bossier	128,746	81,052	32,551	3,492	3,273	8,378	95,876	62,931	22,440	2,448	2,477	5,580	65,726	48,229	13,555	3,942
Caddo	237,848	103,457	119,304	4,034	3,840	7,213	182,407	85,059	86,359	3,008	2,958	5,023	131,942	64,381	61,471	6,090
De Soto	26,812	15,284	9,973	117	740	698	20,440	11,909	7,425	86	557	463	17,887	11,005	6,317	565
Sabine	22,155	15,036	3,861	94	2,723	441	17,064	12,054	2,655	66	1,970	319	13,570	10,287	1,912	1,371
Vernon	48,750	35,087	7,611	1,442	1,600	3,010	36,261	26,765	5,133	1,074	1,160	2,129	22,409	18,129	2,608	1,672
Webster	36,967	22,735	12,679	208	687	658	28,753	18,144	9,464	154	558	433	21,259	14,068	6,744	447
District 9	501,278	272,651	185,979	9,387	12,863	20,398	380,801	216,862	133,476	6,836	9,680	13,947	272,793	166,099	92,607	14,087
	100.000%	54.391%	37.101%	1.873%	2.566%	4.069%	100.000%	56.949%	35.051%	1.795%	2.542%	3.663%	71.637%	60.888%	33.948%	5.164%

# Supreme Court (9) - Statewide



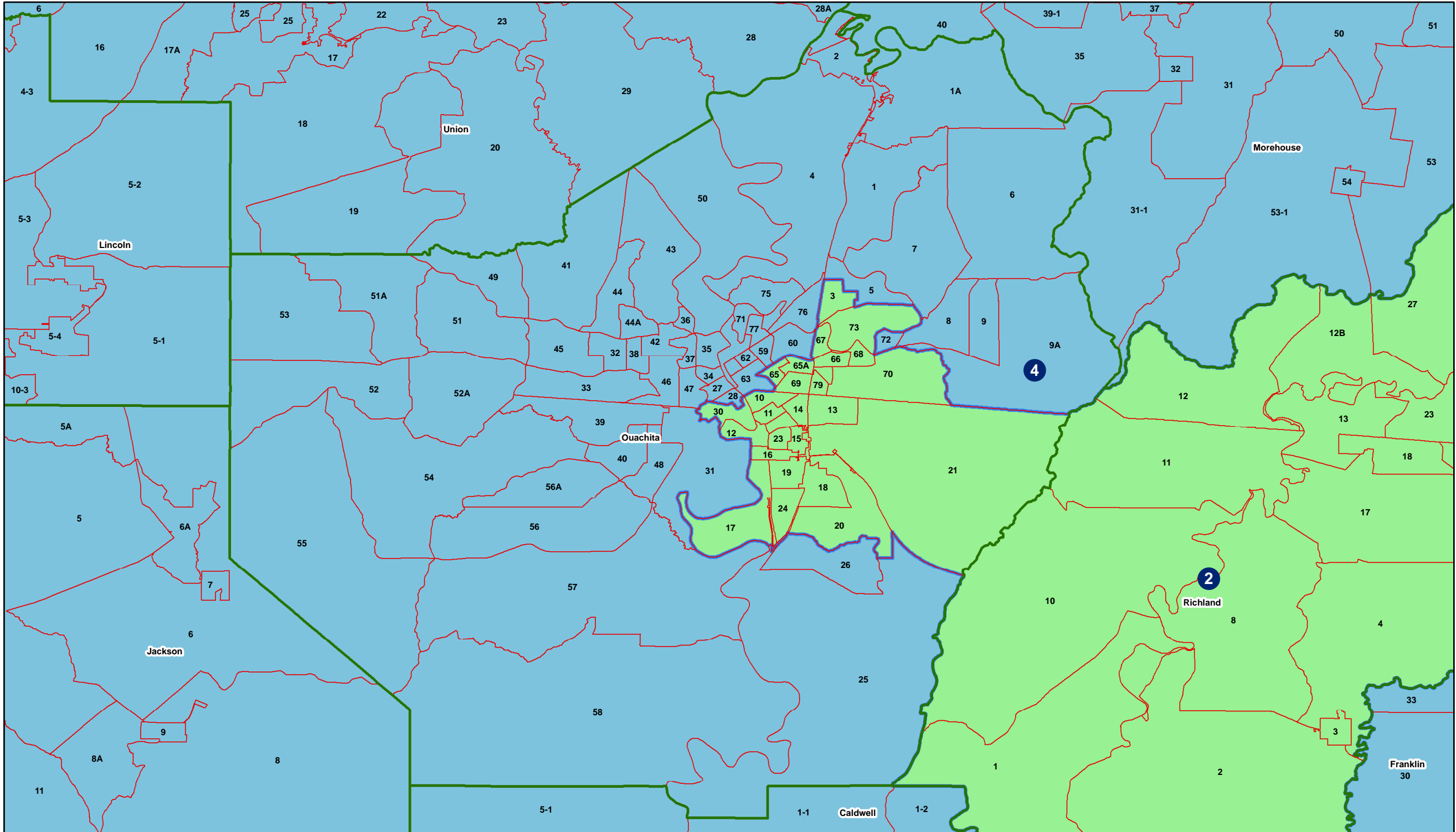
# Supreme Court (9) - Jefferson/Orleans







# Supreme Court (9) - Ouachita



# Supreme Court (9) - EBR

