

2024 First Extraordinary Session

SENATE BILL NO. 2

BY SENATORS PRESSLY AND CONNICK

COURTS. Provides for the redistricting of the Louisiana Supreme Court. (2/3 - CA5s4)(Item #3)(See Act)

1 AN ACT

2 To enact R.S. 13:101.2 and 101.3 and to repeal R.S. 13:101, 101.1, and 312.4, relative to the
3 supreme court; to provide relative to redistricting supreme court justice districts; to
4 provide for the filling of vacancies; to eliminate statutory provisions for a temporary
5 additional judgeship for the Court of Appeal for the Fourth Circuit and such judge's
6 appointment to the supreme court; and to provide for related matters.

7 Be it enacted by the Legislature of Louisiana:

8 Section 1. R.S. 13:101.2 and 101.3 are hereby enacted to read as follows:

9 **§101.2. Supreme court districts; justices**

10 **The state shall be divided into seven supreme court districts. The**
11 **supreme court shall be composed of one justice elected from each of the seven**
12 **districts as set forth below:**

13 **(1) District 1 is composed of Precincts 1, 2, 3, 4, 5, 7, 8, 9, 10, 11, 12, 13,**
14 **14, 15, 16, 17, 18, 19, 20, 21, 22, 23, 24, 25, 26, 27, 28, 29, 30, 31, 32, 33, 34, 35, 36,**
15 **37, 38, 39, 40, 41, 42, 43, 44, 45, 46, 51, 52, 53, 54, 55, 56, 57, 58, 59, 60, 61, 62, 63,**
16 **64, 65, 66, 67, 68, 69, 70, 71, 72, 73, 74, 75, 76, 77, 78, 79, 80, 81, 82, 83, 84, 85, 86,**
17 **87, 88, 89, 90, 91, 92, 93, 94, 95, 96, 97, 98, 99, 100, 101, 102, 103, 105, 106, 116,**

1 117, 118, 119, 120, 121, 122, 123, 124, 125A, 125B, 126, 127, 128, 129, 130, 131,
 2 132, 133, 134, 136, 138, 1-H, 2-H, 3-H, 4-H, 5-H, 6-H, 7-H, 8-H, 9-H, 1-K, 2-K,
 3 3-K, 4-K, 5-K, 6-KA, 6-KB, 7-KA, 7-KB, 8-K, 9-K, 10-K, 11-K, 12-K, 13-KA,
 4 14-K, 15-K, 16-K, 17-K, 18-K, 19-K, 20-K, 25-K, 27-K, 28-K, 29-K, 34-K and
 5 35-K of Jefferson Parish; Precincts 3-20, 4-8, 4-9, 4-11, 4-14, 4-15, 4-17, 4-17A,
 6 4-18, 4-20, 4-21, 4-22, 4-23, 5-13, 5-15, 5-16, 5-17, 5-18, 17-17, 17-18, 17-18A,
 7 17-19 and 17-20 of Orleans Parish; St. Tammany Parish; Precincts 33, 44, 70,
 8 70A, 71, 72, 72A, 73, 74, 102, 104, 106, 106A, 108, 110, 112, 114, 116, 118, 118A,
 9 119, 120, 120A, 120B, 121, 122A, 122B, 122C, 123, 124, 129A, 137, 137A, 137B,
 10 137C, 137D, 139, 141, 141A, 143, 143A, 145, 147, 149, 149A and 151 of
 11 Tangipahoa Parish and Washington Parish.

12 (2) District 2 is composed of Beauregard Parish; Bossier Parish; Caddo
 13 Parish; Precincts 160E, 160W, 161, 162E, 162W, 163, 164, 165, 166E, 166W,
 14 167, 363, 365, 366, 367, 368, 369, 371S, 400, 401, 402, 403, 404, 405, 406, 407,
 15 408, 440, 441, 460E, 460W, 461, 463, 464, 465, 466E, 466W, 467, 468, 469, 560,
 16 561, 562, 600, 601, 602, 603, 660, 661, 662, 663, 664, 700, 701, 702, 703, 760, 761
 17 and 762 of Calcasieu Parish; Cameron Parish; De Soto Parish; Natchitoches
 18 Parish; Red River Parish; Sabine Parish; Vernon Parish and Webster Parish.

19 (3) District 3 is composed of Acadia Parish; Precincts 3-2, 5-3, 6-1, 7-2,
 20 7-3, 8-1 and 9-1 of Assumption Parish; Precincts 260, 261, 262, 300, 301, 302,
 21 303, 304, 305, 306, 307, 308, 309E, 309W, 310, 311, 312, 313E, 313W, 314, 315E,
 22 315W, 316E, 316W, 317, 318, 319N, 319S, 320E, 320W, 321, 322, 323, 324, 325,
 23 326, 327, 328, 329, 330, 331, 332N, 332S, 333, 334, 335, 336, 337, 338, 339, 340,
 24 360, 361, 362, 364, 370, 371N, 372, 800, 801, 860N, 860S, 861E and 861W of
 25 Calcasieu Parish; Iberia Parish; Jefferson Davis Parish; Precincts 1, 3, 4, 8, 9,
 26 10, 24, 25, 26, 27, 28, 29, 30, 31, 32, 33, 34, 35, 36, 37, 38, 39, 40, 41, 42, 43, 44, 45,
 27 46, 47, 48, 49, 55, 59, 64, 65, 66, 67, 68, 69, 70, 71, 72, 73, 74, 75, 76, 77, 78, 79, 80,
 28 81, 82, 83, 84, 85, 86, 87, 88, 89, 90, 91, 92, 93, 94, 95, 96, 97, 98, 99, 100, 101, 102,
 29 103, 104, 105, 106, 107, 108, 109, 110, 111, 112, 113, 114, 115, 116, 117, 118, 119,

1 120, 121, 123, 124, 125, 126, 127, 128, 130, 131, 133, 134, 135 and 136 of
 2 Lafayette Parish; St. Martin Parish; St. Mary Parish and Vermilion Parish.

3 (4) District 4 is composed of Allen Parish; Precincts 1-1, 1-2, 1-3, 1-3A,
 4 2-1, 2-1A, 2-2, 2-2A, 2-2B, 2-2C, 2-2D, 2-2F, 2-3A, 2-4, 2-4A, 2-5, 2-5E, 2-7, 2-8,
 5 3-1, 3-1B, 3-3, 4-1, 4-2, 4-2A, 4-2B, 5-1, 5-1A, 5-1B, 6-1A, 6-1B, 6-2, 6-2A, 7-1,
 6 7-3, 7-3B, 8-1, 8-2A, 8-2B, 8-3, 8-3A, 9-1A, 9-3, 9-4, 9-4B, 9-5B, 11-1 and 11-2A
 7 of Avoyelles Parish; Bienville Parish; Caldwell Parish; Catahoula Parish;
 8 Claiborne Parish; Concordia Parish; East Carroll Parish; Precincts 1020, 1040,
 9 1041, 1050, 1091, 1130, 1140, 1150, 1161, 1171, 2010, 2010A, 2020, 2030, 2040,
 10 3010, 3020, 3030, 3031, 3032, 3040, 3050, 3051, 3052, 3060, 3070, 3071, 4001,
 11 4010, 4011, 4012, 4020, 4021, 4030, 4040, 5004, 5010, 5020, 5030, 5040, 5041 and
 12 5050 of Evangeline Parish; Franklin Parish; Grant Parish; Jackson Parish; La
 13 Salle Parish; Lincoln Parish; Madison Parish; Morehouse Parish; Ouachita
 14 Parish; Precincts C22, C23, C26, C27, C30, C31, C32, C33, C34, C35, C36,
 15 C37-A, C37-B, C41, C42, N1, N2, N3, N4, N5, N6, N7, N8, N9, N10, N11, N12,
 16 N13-A, N13-B, N14-A, N14-B, N15, N16, N17, N18-A, N18-B, N19, N20, N21,
 17 N22, N23, N24, N25, N26, N27, N28, N29, S1, S2, S4, S5, S6A, S6B, S7, S8, S9,
 18 S10, S11, S13, S14, S21, S22, S23, S24, S25, S26, S27, S28 and S29 of Rapides
 19 Parish; Richland Parish; Precincts 28, 32, 33, 33A, 34, 34A, 41, 41A, 42, 43, 44,
 20 44A, 44B, 45, 46, 47, 48, 49, 50, 50A, 51, 51A and 52 of St. Landry Parish;
 21 Tensas Parish; Union Parish; West Carroll Parish and Winn Parish.

22 (5) District 5 is composed of Precincts 9-2, 9-2A, 10-2, 10-2A, 10-2B,
 23 10-3A, 10-3B and 10-4 of Avoyelles Parish; Precincts 1-1, 1-2, 1-3, 1-4, 1-5, 1-6,
 24 1-7, 1-8, 1-9, 1-10, 1-11, 1-12, 1-13, 1-14, 1-15, 1-16, 1-17, 1-18, 1-19, 1-20, 1-21,
 25 1-22, 1-23, 1-24, 1-25, 1-26, 1-27, 1-28, 1-29, 1-30, 1-31, 1-32, 1-33, 1-34, 1-35,
 26 1-36, 1-37, 1-38, 1-39, 1-40, 1-41, 1-42, 1-43, 1-44, 1-45, 1-46, 1-47, 1-48, 1-49,
 27 1-50, 1-51, 1-52, 1-53, 1-54, 1-55, 1-56, 1-57, 1-58, 1-59, 1-60, 1-61, 1-62, 1-63,
 28 1-64, 1-65, 1-66, 1-67, 1-68, 1-69, 1-70, 1-71, 1-72, 1-73, 1-74, 1-75, 1-76, 1-77,
 29 1-78, 1-79, 1-80, 1-81, 1-82, 1-83, 1-84, 1-85, 1-86, 1-87, 1-88, 1-89, 1-90, 1-91,

1 1-92, 1-93, 1-94, 1-95, 1-96, 1-97, 1-98, 1-99, 1-100, 1-101, 1-102, 1-103, 1-104,
 2 1-105, 1-107, 2-1, 2-2, 2-3, 2-4, 2-5, 2-9, 2-10, 2-11, 2-12, 2-13, 2-14, 2-15, 2-16,
 3 2-17, 2-18, 2-19, 2-20, 2-21, 2-22, 2-23, 2-24, 2-25, 2-26, 2-27, 2-28, 2-29, 2-30,
 4 2-31, 2-32, 2-34, 2-35, 2-36, 2-37, 2-38, 3-5, 3-7, 3-8, 3-10, 3-11, 3-12, 3-20, 3-21,
 5 3-23, 3-24, 3-27, 3-28, 3-31, 3-32, 3-41, 3-42, 3-44, 3-50, 3-51, 3-54, 3-55, 3-57,
 6 3-59, 3-63, 3-69 and 3-72 of East Baton Rouge Parish; East Feliciana Parish;
 7 Precincts 1010, 1030, 1031, 1080, 1081, 1090, 1100, 1101, 1110, 1120, 1160, 1162
 8 and 1170 of Evangeline Parish; Iberville Parish; Precincts 2, 5, 6, 7, 11, 12, 13,
 9 14, 15, 16, 17, 18, 19, 20, 21, 22, 23, 50, 51, 52, 53, 54, 56, 57, 58, 60, 61, 63, 122
 10 and 129 of Lafayette Parish; Pointe Coupee Parish; Precincts C1, C2, C3, C4,
 11 C5, C6, C7, C8, C9, C10, C11-A, C11-B, C13, C14, C15, C17, C18, C19, C20,
 12 C21, C24, C25, C28, C38-A, C38-B, C39, C40, S15, S16, S17, S18, S19 and S20
 13 of Rapides Parish; St. Helena Parish; Precincts 1, 1A, 1B, 1C, 1D, 2, 2A, 2B, 2C,
 14 3, 4, 4A, 4B, 5, 6, 7, 7A, 8, 9, 9A, 10, 10A, 11, 11B, 12, 13, 13A, 14, 14A, 14B, 15,
 15 16, 16A, 17, 18, 18A, 18B, 19, 19A, 20, 20B, 21, 21A, 22, 22B, 23, 23A, 24, 24B,
 16 25, 26, 26A, 27, 29, 29A, 30, 30A, 30B, 31, 32A, 35, 36, 37, 37A, 38, 39, 39A and
 17 40 of St. Landry Parish; Precincts 2, 6, 11, 15, 16, 17, 28, 40A, 41, 42, 43, 45A,
 18 45B, 46, 47, 49, 101, 105, 107, 109, 111A, 115B, 117, 121A, 125, 127, 133 and
 19 133A of Tangipahoa Parish; West Baton Rouge Parish and West Feliciana
 20 Parish.

21 (6) District 6 is composed of Ascension Parish; Precincts 1-1, 1-2, 1-3,
 22 2-1, 2-2, 2-3, 2-4, 2-5, 3-1, 4-1, 4-2, 4-3, 4-4, 5-1, 5-2, 5-5, 6-2, 6-3 and 7-1 of
 23 Assumption Parish; Precincts 2-6, 2-7, 2-8, 2-33, 3-1, 3-2, 3-3, 3-4, 3-6, 3-9, 3-13,
 24 3-14, 3-15, 3-16, 3-17, 3-18, 3-19, 3-22, 3-25, 3-26, 3-29, 3-30, 3-33, 3-34, 3-35,
 25 3-36, 3-37, 3-38, 3-39, 3-40, 3-43, 3-45, 3-46, 3-47, 3-48, 3-49, 3-52, 3-53, 3-56,
 26 3-58, 3-60, 3-61, 3-62, 3-64, 3-65, 3-66, 3-67, 3-68, 3-70, 3-71, 3-73, 3-74, 3-75 and
 27 3-76 of East Baton Rouge Parish; Precincts 246, 247, 248, 1-GI and 1-L of
 28 Jefferson Parish; Lafourche Parish; Livingston Parish; Plaquemines Parish; St.
 29 Bernard Parish; Precincts 1-3, 1-6, 2-5, 2-6, 3-2, 3-3, 4-1, 4-2, 4-3, 4-4, 4-5, 6-3,

7-1, 7-2 and 7-3 of St. Charles Parish and Terrebonne Parish.

(7) District 7 is composed of Precincts 104, 108, 115, 150, 151, 152, 153, 154, 155, 156, 157A, 157B, 170, 171, 172, 173, 174, 175, 176, 177, 178, 179A, 179B, 180, 181, 182, 183, 184, 185A, 185B, 187, 188, 189, 190, 191, 192, 193A, 193B, 194A, 194B, 195, 196, 197A, 197B, 198, 199, 200, 201, 202, 203, 204, 205, 210, 211, 212, 213A, 213B, 213C, 214A, 214B, 215, 216A, 216B, 216C, 217, 225, 226, 227, 228, 229, 230, 231, 232A, 232B, 234, 235, 236, 237, 238A, 238B, 1-G, 2-G, 3-G, 4-G, 5-G, 6-G, 7-G, 8-G, 9-G, 10-G, 11-G, 12-G, 13-G, 13-KB, 21-K, 22-K, 23-K, 24-K, 26-K, 30-K, 31-K, 33-K, 1-W, 2-W, 3-W, 4-W, 5-W, 6-W and 7-W of Jefferson Parish; Precincts 1-1, 1-2, 1-5, 1-6, 2-1, 2-2, 2-4, 2-6, 2-7, 3-1, 3-8, 3-9, 3-12, 3-14, 3-15, 3-18, 3-19, 4-2, 4-3, 4-6, 4-7, 5-1, 5-2, 5-3, 5-5, 5-7, 5-8, 5-9, 5-10, 5-11, 5-12, 6-1, 6-2, 6-4, 6-6, 6-7, 6-8, 6-9, 7-1, 7-2, 7-4, 7-5, 7-6, 7-7, 7-8, 7-9A, 7-10, 7-11, 7-12, 7-13, 7-14, 7-15, 7-16, 7-17, 7-18, 7-19, 7-20, 7-21, 7-23, 7-24, 7-25, 7-25A, 7-26, 7-27, 7-27B, 7-28, 7-28A, 7-29, 7-30, 7-32, 7-33, 7-35, 7-37, 7-37A, 7-40, 7-41, 7-42, 8-1, 8-2, 8-4, 8-6, 8-7, 8-8, 8-9, 8-12, 8-13, 8-14, 8-15, 8-19, 8-20, 8-21, 8-22, 8-23, 8-24, 8-25, 8-26, 8-27, 8-28, 8-30, 9-1, 9-3, 9-4, 9-5, 9-6, 9-7, 9-8, 9-9, 9-10, 9-11, 9-12, 9-13, 9-14, 9-15, 9-16, 9-17, 9-19, 9-21, 9-23, 9-25, 9-26, 9-28, 9-28C, 9-29, 9-30, 9-30A, 9-31, 9-31A, 9-31B, 9-31D, 9-32, 9-33, 9-34A, 9-35, 9-35A, 9-36, 9-36B, 9-37, 9-38, 9-38A, 9-39, 9-39B, 9-40, 9-40A, 9-40C, 9-41, 9-41A, 9-41B, 9-41C, 9-41D, 9-42, 9-42C, 9-43A, 9-43B, 9-43C, 9-43E, 9-43F, 9-43G, 9-43H, 9-43I, 9-43J, 9-43K, 9-43L, 9-43M, 9-43N, 9-44, 9-44A, 9-44B, 9-44D, 9-44E, 9-44F, 9-44G, 9-44I, 9-44J, 9-44L, 9-44M, 9-44N, 9-44O, 9-44P, 9-44Q, 9-45, 9-45A, 10-3, 10-6, 10-7, 10-8, 10-9, 10-11, 10-12, 10-13, 10-14, 11-2, 11-3, 11-4, 11-5, 11-8, 11-9, 11-10, 11-11, 11-12, 11-13, 11-14, 11-17, 12-1, 12-2, 12-3, 12-4, 12-5, 12-6, 12-7, 12-9, 12-10, 12-11, 12-12, 12-13, 12-14, 12-16, 12-17, 12-19, 13-1, 13-2, 13-3, 13-4, 13-5, 13-6, 13-7, 13-8, 13-9, 13-10, 13-11, 13-12, 13-13, 13-14, 13-15, 13-16, 14-1, 14-2, 14-3, 14-4, 14-5, 14-6, 14-7, 14-8, 14-9, 14-10, 14-11, 14-12, 14-13A, 14-14, 14-15, 14-16, 14-17, 14-18A, 14-19, 14-20, 14-21, 14-23, 14-24A, 14-25, 14-26, 15-1, 15-2, 15-3, 15-5,

1 15-6, 15-8, 15-9, 15-10, 15-11, 15-12, 15-12A, 15-13, 15-13A, 15-13B, 15-14,
 2 15-14A, 15-14B, 15-14C, 15-14D, 15-14E, 15-14F, 15-14G, 15-15, 15-15A,
 3 15-15B, 15-16, 15-17, 15-17A, 15-17B, 15-18, 15-18A, 15-18B, 15-18C, 15-18D,
 4 15-18E, 15-18F, 15-19, 15-19A, 15-19B, 15-19C, 16-1, 16-1A, 16-2, 16-3, 16-4,
 5 16-5, 16-6, 16-7, 16-8, 16-9, 17-1, 17-2, 17-3, 17-4, 17-5, 17-6, 17-7, 17-8, 17-9,
 6 17-10, 17-11, 17-12, 17-13, 17-13A, 17-14, 17-15 and 17-16 of Orleans Parish;
 7 Precincts 1-1, 1-2, 1-4, 1-5, 2-1, 2-3, 2-4, 3-1, 5-1, 5-3, 5-4, 5-5, 6-1, 6-2, 6-4, 6-6,
 8 6-8, 7-4, 7-5 and 7-6 of St. Charles Parish; St. James Parish and St. John the
 9 Baptist Parish.

10 §101.3. Assignment of districts; vacancies; elections; redistricting

11 A. Each justice of the supreme court in office on the effective date of this
 12 Section shall be assigned to the district composed as provided by R.S. 13:101.2
 13 having the same designation as the district from which the justice was elected
 14 and may complete the term for which he was elected.

15 B. The successor to the office of justice of the supreme court shall be
 16 elected from the district assigned to that office as provided by Subsection A of
 17 this Section. The election shall be from the district composed as provided by
 18 R.S. 13:101.2.

19 Section 2. R.S. 13:101, 101.1, and 312.4 are hereby repealed.

20 Section 3. (A) The precincts referenced in this Act are those contained in the file
 21 named "2024 Precinct Shapefiles (01-10-2024)" available on the Legislature of Louisiana's
 22 website on the effective date of this Section. The 2024 Precinct Shapefiles are based upon
 23 those Voting Districts (VTDs) contained in the 2020 Census Redistricting TIGER/Line
 24 Shapefiles for the State of Louisiana as those files have been modified and validated through
 25 the data verification program of the Louisiana House of Representatives and the Louisiana
 26 Senate to represent precinct changes submitted through January 10, 2024, to the Legislature
 27 of Louisiana by parish governing authorities pursuant to the provisions of R.S. 18:532 and
 28 532.1.

29 (B) When a precinct referenced in this Act has been subdivided by action of the

1 parish governing authority on a nongeographic basis or subdivided by action of the parish
 2 governing authority on a geographic basis in accordance with the provisions of R.S.
 3 18:532.1, the enumeration in this Act of the general precinct designation shall include all
 4 nongeographic and all geographic subdivisions thereof, however such subdivisions may be
 5 designated.

6 (C) The territorial limits of the districts as provided in this Act shall continue in
 7 effect until changed by law regardless of any subsequent change made to the precincts by
 8 the parish governing authority.

9 Section 4. This Act shall become effective upon signature of the governor or, if not
 10 signed by the governor, upon expiration of the time for bills to become law without signature
 11 by the governor, as provided in Article III, Section 18 of the Constitution of Louisiana. If
 12 this Act is vetoed by the governor and subsequently approved by the legislature, the
 13 provisions of this Section and Section 3 of this Act shall become effective on the day
 14 following such approval.

The original instrument and the following digest, which constitutes no part
 of the legislative instrument, were prepared by J. W. Wiley.

DIGEST

SB 2 Engrossed

2024 First Extraordinary Session

Pressly

Present constitution (Const. Art. V, §3) provides the supreme court must be composed of a chief justice and six associate justices.

Present constitution (Const. Art. V, §4) provides the state must be divided into at least six supreme court districts, and at least one judge shall be elected from each. Further provides the districts and the number of judges assigned to each on the effective date of the constitution are retained, subject to change by law enacted by two-thirds of the elected members of each house of the legislature.

Proposed law redraws district boundaries for the seven supreme court districts and assigns each justice in office to a district.

Proposed law specifies that precincts referenced in district descriptions are those precincts contained in the file named "2024 Precinct Shapefiles (01-10-2024)" available on the legislature's website. The 2023 Precinct Shapefiles are based upon those Voting Districts (VTDs) contained in the 2020 Census Redistricting TIGER/Line Shapefiles for the State of La. as those files have been modified and validated through the data verification program of the La. House of Representatives and the La. Senate to represent precinct changes submitted through Jan. 10, 2024, to the Legislature of La. by parish governing authorities.

Also specifies that if any such precinct has been subdivided by action of the parish governing authority on a nongeographic basis or subdivided by action of the parish governing authority on a geographic basis in accordance with present law, the enumeration

of the general precinct designation shall include all nongeographic and all geographic subdivisions thereof. Further provides that the territorial limits of the districts as enacted shall continue in effect until changed by law regardless of any subsequent change made to the precincts by the parish governing authority.

Population data in the summaries accompanying this digest are derived from 2020 Census Redistricting Data (Public Law 94-171), Summary File for La. Population data, statistical information, and maps are supplied for purposes of information and analysis and comprise no part of proposed law.

Proposed law provides that the new districts become effective upon signature of governor or lapse of time for gubernatorial action.

(Adds R.S. 13:101.2 and 101.3; repeals R.S. 13:101, 101.1, and 312.4)

Plan Statistics

Plan: Senate Bill 2 Engrossed by Sen. Pressly

<u>Districts:</u>	<u># of Members</u>	<u>Actual Population</u>	<u>Ideal Population</u>	<u>Absolute Deviation</u>	<u>Relative Deviation</u>
District 1	1	651,916	665,393	-13,477	-2.025%
District 2	1	697,949	665,393	32,556	4.893%
District 3	1	634,393	665,393	-31,000	-4.659%
District 4	1	653,111	665,393	-12,282	-1.846%
District 5	1	675,929	665,393	10,536	1.583%
District 6	1	694,582	665,393	29,189	4.387%
District 7	1	649,877	665,393	-15,516	-2.332%
Grand Total:	7	4,657,757	4,657,751		

Ideal Population Per Member:	665393		
Number of Districts for Plan Type:	7		
Range of District Populations:	634,393	to	697,949
Absolute Mean Deviation:	9,079		
Absolute Range:	-31,000	to	32,556
Absolute Overall Range:	63,556		
Relative Mean Deviation:	3.10%		
Relative Range:	-4.66%	to	4.89%
Relative Overall Range:	9.55%		

<i>Ideal - Actual:</i>	-6
<i>Remainder:</i>	6
<i>Unassigned Population:</i>	0

Total Population

Plan: Senate Bill 2 Engrossed by Sen. Pressly

	Total Population	Total White	Total Black	Total Asian	Total American Indian	Total Other	Total Hispanic	VAP Total	VAP White	VAP Black	VAP Asian	VAP American Indian	VAP Other	VAP Hispanic Total
District 1	651,916	456,854	100,661	19,310	12,514	62,577	76,217	507,437	367,563	71,325	14,205	9,321	45,023	53,718
	100.000%	70.079%	15.441%	2.962%	1.920%	9.599%	11.691%	100.000%	72.435%	14.056%	2.799%	1.837%	8.873%	10.586%
District 2	697,949	420,388	220,707	12,069	17,239	27,546	33,801	529,094	330,575	158,008	8,678	12,884	18,949	22,295
	100.000%	60.232%	31.622%	1.729%	2.470%	3.947%	4.843%	100.000%	62.479%	29.864%	1.640%	2.435%	3.581%	4.214%
District 3	634,393	411,478	169,438	14,342	9,000	30,135	35,197	480,860	324,423	118,645	10,385	6,665	20,742	23,754
	100.000%	64.862%	26.709%	2.261%	1.419%	4.750%	5.548%	100.000%	67.467%	24.674%	2.160%	1.386%	4.314%	4.940%
District 4	653,111	407,407	204,502	8,357	11,979	20,866	25,975	501,674	322,862	147,415	6,407	9,050	15,940	19,616
	100.000%	62.379%	31.312%	1.280%	1.834%	3.195%	3.977%	100.000%	64.357%	29.385%	1.277%	1.804%	3.177%	3.910%
District 5	675,929	264,875	360,305	14,176	6,454	30,119	35,738	523,669	222,044	264,034	11,131	4,926	21,534	25,290
	100.000%	39.187%	53.305%	2.097%	0.955%	4.456%	5.287%	100.000%	42.402%	50.420%	2.126%	0.941%	4.112%	4.829%
District 6	694,582	484,459	131,182	14,897	22,140	41,904	49,562	520,034	376,207	90,042	10,282	15,333	28,170	32,166
	100.000%	69.748%	18.886%	2.145%	3.188%	6.033%	7.136%	100.000%	72.343%	17.315%	1.977%	2.948%	5.417%	6.185%
District 7	649,877	212,191	356,324	24,137	7,734	49,491	66,059	507,780	180,837	266,300	19,328	6,061	35,254	46,823
	100.000%	32.651%	54.829%	3.714%	1.190%	7.615%	10.165%	100.000%	35.613%	52.444%	3.806%	1.194%	6.943%	9.221%
Grand Total	4,657,757	2,657,652	1,543,119	107,288	87,060	262,638	322,549	3,570,548	2,124,511	1,115,769	80,416	64,240	185,612	223,662
	100.000%	57.059%	33.130%	2.303%	1.869%	5.639%	6.925%	100.000%	59.501%	31.249%	2.252%	1.799%	5.198%	6.264%

Voter Registration

Plan: Senate Bill 2 Engrossed by Sen. Pressly

	Reg Total Dec 2023	Reg White Dec 2023	Reg Black Dec 2023	Reg Other Dec 2023	Reg Dem Total Dec 2023	Reg Rep Total Dec 2023	Reg Other Total Dec 2023
District 1	402,258	318,898	48,307	35,053	102,914	177,377	121,967
	79.273%	79.277%	12.009%	8.714%	25.584%	44.095%	30.321%
District 2	385,319	256,591	109,986	18,742	131,609	151,536	102,174
	72.826%	66.592%	28.544%	4.864%	34.156%	39.327%	26.517%
District 3	375,328	271,938	86,787	16,603	124,603	148,296	102,429
	78.053%	72.453%	23.123%	4.424%	33.198%	39.511%	27.291%
District 4	388,602	264,481	112,792	11,329	137,879	156,189	94,534
	77.461%	68.060%	29.025%	2.915%	35.481%	40.193%	24.327%
District 5	389,177	166,928	205,036	17,213	206,582	86,772	95,823
	74.317%	42.893%	52.685%	4.423%	53.082%	22.296%	24.622%
District 6	411,320	321,750	66,185	23,385	114,917	179,787	116,616
	79.095%	78.224%	16.091%	5.685%	27.939%	43.710%	28.352%
District 7	390,283	139,860	212,736	37,687	234,002	51,669	104,612
	76.861%	35.836%	54.508%	9.656%	59.957%	13.239%	26.804%
Grand Total	2,742,287	1,740,446	841,829	160,012	1,052,506	951,626	738,155

Splits

Plan: Senate Bill 2 Enrolled by Sen. Pressly

	Total Population	Total White	Total Black	Total Asian	Total American Indian	Total Other	VAP Total	VAP White	VAP Black	VAP Asian	VAP American Indian	VAP Other	Reg Total Dec 2023	Reg White Dec 2023	Reg Black Dec 2023	Reg Other Dec 2023
District 1																
*Jefferson	233,516	148,793	31,484	11,425	3,974	37,840	187,275	124,854	23,235	8,632	2,995	27,559	139,257	107,382	12,754	19,121
*Orleans	26,823	21,755	1,548	1,046	332	2,142	21,017	17,326	1,132	746	259	1,554	18,572	15,993	827	1,752
St. Tammany	264,570	196,641	38,643	5,774	5,660	17,852	202,228	154,621	26,761	4,075	4,161	12,610	174,307	141,262	21,129	11,916
*Tangipahoa	81,544	59,722	15,552	849	1,812	3,609	61,966	47,019	10,465	598	1,345	2,539	42,971	35,658	5,705	1,608
Washington	45,463	29,943	13,434	216	736	1,134	34,951	23,743	9,732	154	561	761	27,151	18,603	7,892	656
District 1	651,916	456,854	100,661	19,310	12,514	62,577	507,437	367,563	71,325	14,205	9,321	45,023	402,258	318,898	48,307	35,053
	100.000%	70.079%	15.441%	2.962%	1.920%	9.599%	100.000%	72.435%	14.056%	2.799%	1.837%	8.873%	79.273%	79.277%	12.009%	8.714%
District 2																
Beauregard	36,549	29,529	4,649	402	1,052	917	27,489	22,304	3,495	269	773	648	22,071	18,639	2,264	1,168
Bossier	128,746	81,052	32,551	3,492	3,273	8,378	95,876	62,931	22,440	2,448	2,477	5,580	65,726	48,229	13,555	3,942
Caddo	237,848	103,457	119,304	4,034	3,840	7,213	182,407	85,059	86,359	3,008	2,958	5,023	131,942	64,381	61,471	6,090
*Calcasieu	109,370	89,420	11,123	1,970	2,217	4,640	81,383	67,961	7,379	1,349	1,585	3,109	60,233	53,122	4,680	2,431
Cameron	5,617	5,232	125	30	75	155	4,358	4,100	79	23	47	109	4,072	3,936	61	75
De Soto	26,812	15,284	9,973	117	740	698	20,440	11,909	7,425	86	557	463	17,887	11,005	6,317	565
Natchitoches	37,515	19,361	15,725	255	861	1,313	29,349	16,010	11,415	198	683	1,043	20,675	11,761	8,016	898
Red River	7,620	4,195	3,106	25	171	123	5,714	3,338	2,164	3	116	93	5,475	3,034	2,358	83
Sabine	22,155	15,036	3,861	94	2,723	441	17,064	12,054	2,655	66	1,970	319	13,570	10,287	1,912	1,371
Vernon	48,750	35,087	7,611	1,442	1,600	3,010	36,261	26,765	5,133	1,074	1,160	2,129	22,409	18,129	2,608	1,672
Webster	36,967	22,735	12,679	208	687	658	28,753	18,144	9,464	154	558	433	21,259	14,068	6,744	447
District 2	697,949	420,388	220,707	12,069	17,239	27,546	529,094	330,575	158,008	8,678	12,884	18,949	385,319	256,591	109,986	18,742
	100.000%	60.232%	31.622%	1.729%	2.470%	3.947%	100.000%	62.479%	29.864%	1.640%	2.435%	3.581%	72.826%	66.592%	28.544%	4.864%
District 3																
Acadia	57,576	44,480	10,864	238	573	1,421	42,943	34,071	7,383	173	400	916	36,151	29,438	5,995	718
*Assumption	9,054	7,744	714	52	152	392	7,230	6,302	509	40	115	264	5,505	4,997	405	103
*Calcasieu	107,415	50,352	48,263	2,732	1,319	4,749	81,783	40,828	34,519	2,010	1,019	3,407	51,586	27,242	21,813	2,531
Iberia	69,929	39,206	24,556	2,123	794	3,250	52,791	31,295	17,069	1,562	581	2,284	42,188	26,848	13,441	1,899
Jefferson Davis	32,250	25,066	5,837	183	472	692	24,039	19,121	4,006	111	325	476	18,733	15,509	2,784	440
*Lafayette	199,637	139,945	38,482	6,135	2,858	12,217	152,137	110,571	26,559	4,452	2,151	8,404	122,453	96,906	18,344	7,203
St. Martin	51,767	33,259	15,921	597	539	1,451	39,404	26,278	11,293	407	413	1,013	33,997	23,306	9,880	811
St. Mary	49,406	26,949	15,991	835	1,670	3,961	37,521	21,594	11,520	593	1,173	2,641	29,204	17,999	9,570	1,635
Vermilion	57,359	44,477	8,810	1,447	623	2,002	43,012	34,363	5,787	1,037	488	1,337	35,511	29,693	4,555	1,263
District 3	634,393	411,478	169,438	14,342	9,000	30,135	480,860	324,423	118,645	10,385	6,665	20,742	375,328	271,938	86,787	16,603
	100.000%	64.862%	26.709%	2.261%	1.419%	4.750%	100.000%	67.467%	24.674%	2.160%	1.386%	4.314%	78.053%	72.453%	23.123%	4.424%
District 4																
Allen	22,750	16,327	4,490	246	947	740	17,510	12,751	3,275	182	646	656	11,079	8,704	1,920	455

Splits

Plan: Senate Bill 2 Enrolled by Sen. Pressly

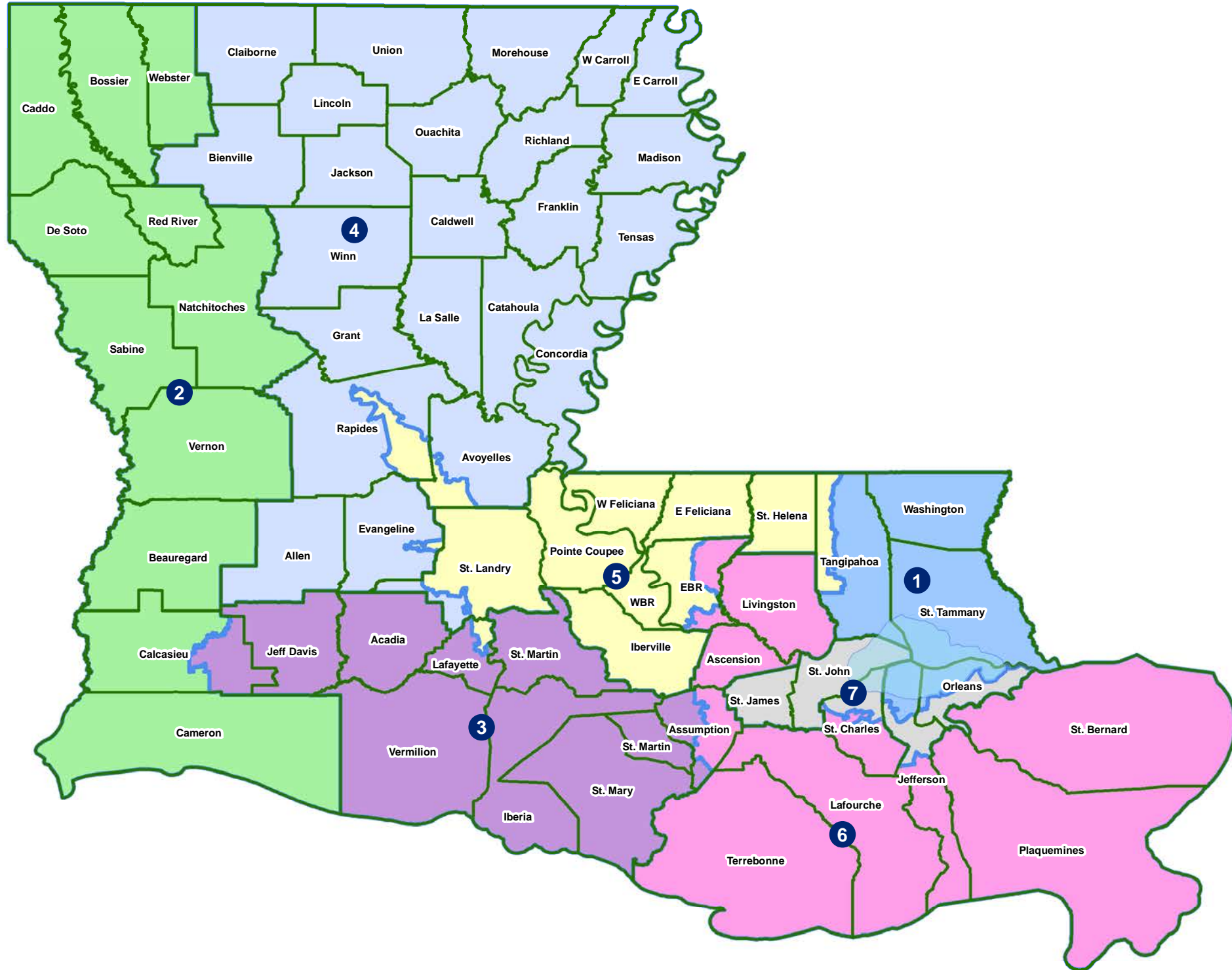
	Total Population	Total White	Total Black	Total Asian	Total American Indian	Total Other	VAP Total	VAP White	VAP Black	VAP Asian	VAP American Indian	VAP Other	Reg Total Dec 2023	Reg White Dec 2023	Reg Black Dec 2023	Reg Other Dec 2023
District 4																
*Avoyelles	34,904	23,521	9,255	415	618	1,095	26,843	18,520	6,525	371	445	982	18,698	13,855	4,341	502
Bienville	12,981	6,950	5,600	57	207	167	10,073	5,486	4,284	30	162	111	8,336	4,509	3,728	99
Caldwell	9,645	7,646	1,632	51	150	166	7,478	5,969	1,224	46	116	123	5,813	4,959	762	92
Catahoula	8,906	5,776	2,395	46	119	570	6,951	4,557	1,736	33	87	538	6,113	4,363	1,695	55
Claiborne	14,170	7,263	6,360	88	185	274	11,507	6,258	4,824	55	140	230	8,390	4,557	3,677	156
Concordia	18,687	10,275	7,725	122	233	332	14,217	8,108	5,613	100	167	229	11,419	6,816	4,418	185
East Carroll	7,459	2,054	5,272	29	43	61	5,901	1,773	4,043	19	27	39	4,564	1,218	3,305	41
*Evangeline	24,412	18,733	4,098	179	244	1,158	18,506	14,283	2,890	139	191	1,003	15,308	12,611	2,398	299
Franklin	19,774	12,492	6,802	70	205	205	15,028	9,901	4,779	44	153	151	12,350	8,524	3,718	108
Grant	22,169	17,709	3,335	133	644	348	17,527	13,964	2,717	97	507	242	12,226	10,764	1,120	342
Jackson	15,031	9,967	4,166	175	255	468	11,783	7,967	3,125	140	174	377	9,375	6,570	2,610	195
La Salle	14,791	11,348	1,422	283	372	1,366	11,563	8,636	1,065	264	271	1,327	8,380	7,633	583	164
Lincoln	48,396	26,034	19,364	892	662	1,444	38,655	21,306	15,119	744	526	960	24,408	15,139	8,357	912
Madison	10,017	3,475	6,363	20	59	100	7,435	2,906	4,391	9	48	81	7,068	2,439	4,518	111
Morehouse	25,629	12,281	12,484	160	370	334	20,062	10,095	9,300	117	279	271	15,440	7,806	7,377	257
Ouachita	160,368	88,545	61,217	2,788	2,661	5,157	120,200	69,974	42,290	2,118	2,059	3,759	95,630	58,149	34,021	3,460
*Rapides	90,670	67,297	15,251	2,021	2,692	3,409	69,176	52,821	10,538	1,475	2,038	2,304	53,498	43,962	7,004	2,532
Richland	20,043	11,785	7,603	83	258	314	15,383	9,338	5,546	66	203	230	13,141	8,144	4,753	244
*St. Landry	23,549	15,237	6,980	177	248	907	17,571	11,841	4,837	117	191	585	13,946	9,716	3,822	408
Tensas	4,147	1,744	2,312	23	26	42	3,235	1,446	1,728	12	23	26	3,485	1,510	1,937	38
Union	21,107	14,460	5,224	62	338	1,023	16,632	11,807	3,861	39	254	671	14,802	10,847	3,497	458
West Carroll	9,751	7,894	1,425	27	180	225	7,532	6,223	1,010	20	136	143	6,871	5,770	1,013	88
Winn	13,755	8,594	3,727	210	263	961	10,906	6,932	2,695	170	207	902	8,262	5,916	2,218	128
District 4	653,111	407,407	204,502	8,357	11,979	20,866	501,674	322,862	147,415	6,407	9,050	15,940	388,602	264,481	112,792	11,329
	100.000%	62.379%	31.312%	1.280%	1.834%	3.195%	100.000%	64.357%	29.385%	1.277%	1.804%	3.177%	77.461%	68.060%	29.025%	2.915%
District 5																
*Avoyelles	4,789	2,104	2,423	19	149	94	3,735	1,749	1,786	8	125	67	2,740	1,387	1,281	72
*East Baton Rouge	347,162	118,070	194,051	11,607	3,097	20,337	270,622	101,431	143,095	9,220	2,461	14,415	194,570	73,985	108,821	11,764
East Feliciana	19,539	11,516	7,341	91	262	329	16,183	9,740	5,918	61	198	266	13,327	7,805	5,075	447
*Evangeline	7,938	2,621	5,137	62	36	82	5,902	2,177	3,593	48	26	58	5,080	1,663	3,346	71
Iberville	30,241	14,833	13,730	202	274	1,202	24,086	12,462	10,232	149	221	1,022	19,906	9,999	9,484	423
*Lafayette	42,116	13,418	26,654	319	352	1,373	31,738	11,037	19,358	212	236	895	26,356	8,892	16,401	1,063
Pointe Coupee	20,758	12,395	7,504	107	159	593	16,250	10,108	5,502	91	119	430	14,107	9,040	4,837	230
*Rapides	39,353	10,213	27,341	407	410	982	29,616	8,552	19,667	311	296	790	21,788	5,994	14,955	839
St. Helena	10,920	4,527	6,031	39	134	189	8,463	3,805	4,371	28	109	150	8,260	3,626	4,492	142

Splits

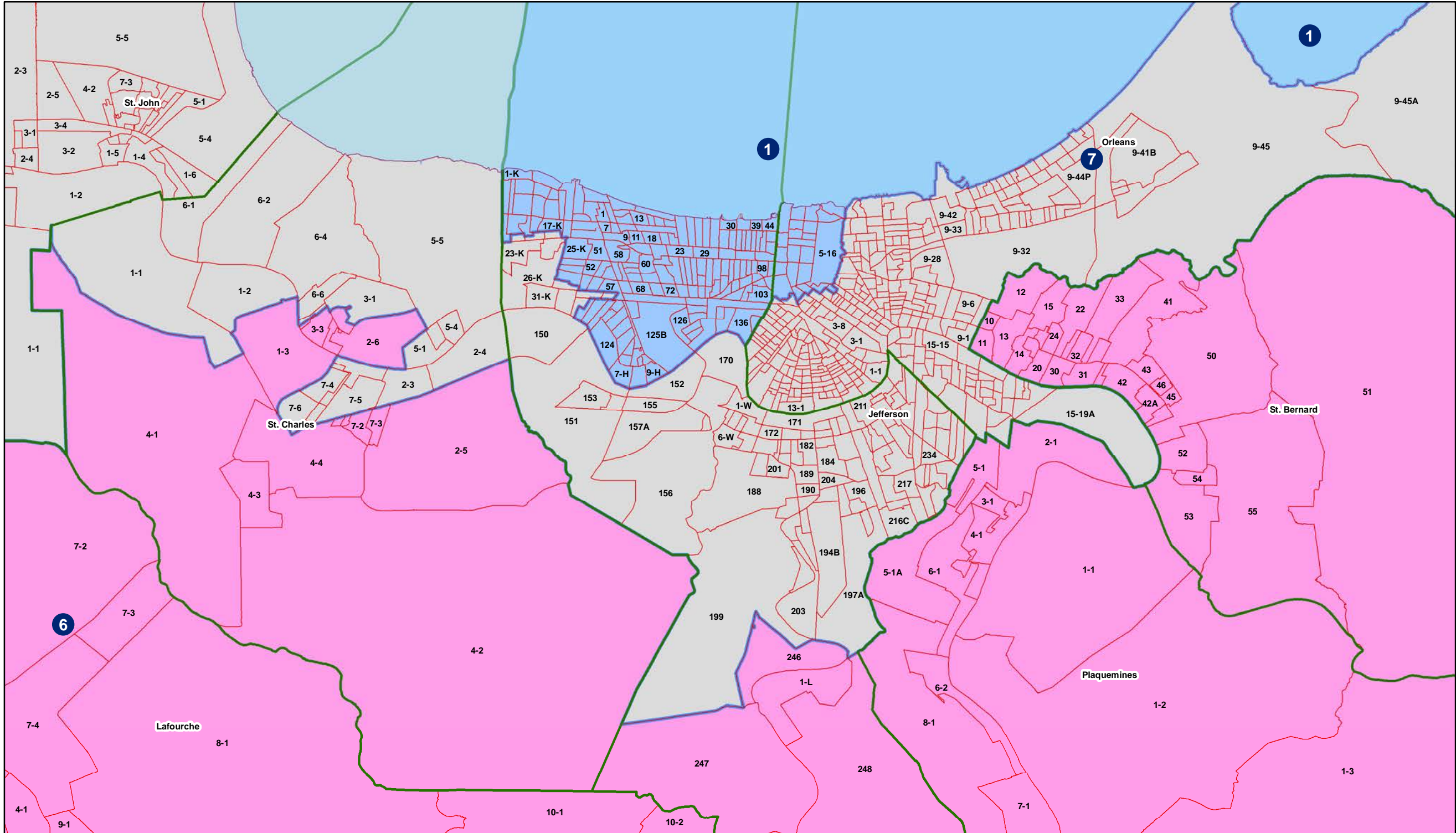
Plan: Senate Bill 2 Enrolled by Sen. Pressly

	Total Population	Total White	Total Black	Total Asian	Total American Indian	Total Other	VAP Total	VAP White	VAP Black	VAP Asian	VAP American Indian	VAP Other	Reg Total Dec 2023	Reg White Dec 2023	Reg Black Dec 2023	Reg Other Dec 2023
District 5																
*St. Landry	58,991	28,374	28,856	322	388	1,051	44,240	22,368	20,660	236	260	716	38,483	19,217	18,313	953
*Tangipahoa	51,613	21,614	26,327	625	642	2,405	39,525	18,186	18,752	502	482	1,603	20,315	10,514	9,107	694
West Baton Rouge	27,199	14,307	11,170	287	326	1,109	20,526	11,146	8,149	209	219	803	16,753	9,620	6,764	369
West Feliciana	15,310	10,883	3,740	89	225	373	12,783	9,283	2,951	56	174	319	7,492	5,186	2,160	146
District 5	675,929	264,875	360,305	14,176	6,454	30,119	523,669	222,044	264,034	11,131	4,926	21,534	389,177	166,928	205,036	17,213
	100.000%	39.187%	53.305%	2.097%	0.955%	4.456%	100.000%	42.402%	50.420%	2.126%	0.941%	4.112%	74.317%	42.893%	52.685%	4.423%
District 6																
Ascension	126,500	81,141	32,216	2,300	2,004	8,839	91,957	61,136	22,139	1,514	1,390	5,778	78,646	55,542	18,828	4,276
*Assumption	11,985	5,978	5,506	44	106	351	9,386	4,843	4,198	17	82	246	7,818	3,980	3,726	112
*East Baton Rouge	109,619	77,999	19,347	4,818	1,630	5,825	84,990	62,450	13,695	3,379	1,286	4,180	74,267	58,760	10,681	4,826
*Jefferson	5,895	4,876	160	215	300	344	4,617	3,885	101	162	232	237	3,839	3,551	81	207
Lafourche	97,557	71,710	15,855	1,025	4,224	4,743	74,619	56,838	11,077	738	2,777	3,189	54,238	45,481	6,277	2,480
Livingston	142,282	116,855	12,658	1,697	3,111	7,961	105,141	88,432	8,136	1,099	2,311	5,163	82,405	73,655	5,642	3,108
Plaquemines	23,515	14,287	5,428	1,317	697	1,786	17,334	10,856	3,857	925	500	1,196	13,143	8,996	2,934	1,213
St. Bernard	43,764	24,497	12,309	1,381	947	4,630	31,775	18,992	7,944	982	688	3,169	25,685	18,044	5,593	2,048
*St. Charles	23,885	17,182	4,556	357	484	1,306	17,710	13,144	3,099	227	317	923	15,469	12,140	2,513	816
Terrebonne	109,580	69,934	23,147	1,743	8,637	6,119	82,505	55,631	15,796	1,239	5,750	4,089	55,810	41,601	9,910	4,299
District 6	694,582	484,459	131,182	14,897	22,140	41,904	520,034	376,207	90,042	10,282	15,333	28,170	411,320	321,750	66,185	23,385
	100.000%	69.748%	18.886%	2.145%	3.188%	6.033%	100.000%	72.343%	17.315%	1.977%	2.948%	5.417%	79.095%	78.224%	16.091%	5.685%
District 7																
*Jefferson	201,370	67,266	94,573	11,384	3,412	24,735	152,762	55,396	68,839	8,898	2,608	17,021	110,337	42,003	53,367	14,967
*Orleans	357,174	104,707	217,421	11,810	3,334	19,902	285,179	92,926	164,936	9,774	2,689	14,854	219,818	70,132	129,763	19,923
*St. Charles	28,664	16,368	9,372	480	441	2,003	21,831	13,010	6,791	302	350	1,378	18,113	11,271	5,757	1,085
St. James	20,192	9,973	9,762	60	82	315	15,505	7,883	7,297	31	64	230	14,531	7,116	7,196	219
St. John the Baptist	42,477	13,877	25,196	403	465	2,536	32,503	11,622	18,437	323	350	1,771	27,484	9,338	16,653	1,493
District 7	649,877	212,191	356,324	24,137	7,734	49,491	507,780	180,837	266,300	19,328	6,061	35,254	390,283	139,860	212,736	37,687
	100.000%	32.651%	54.829%	3.714%	1.190%	7.615%	100.000%	35.613%	52.444%	3.806%	1.194%	6.943%	76.861%	35.836%	54.508%	9.656%

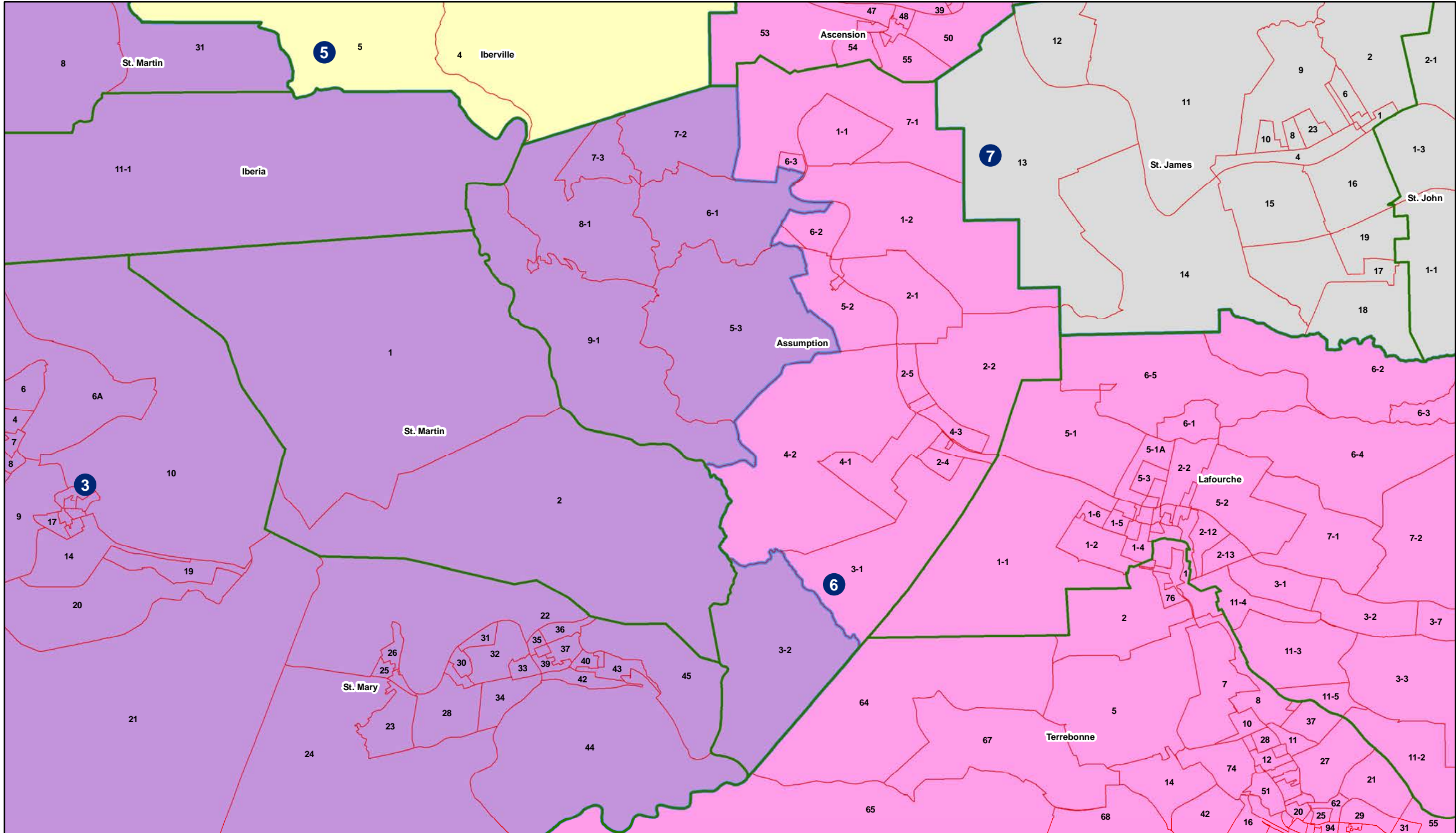
Supreme Court (7) - Statewide



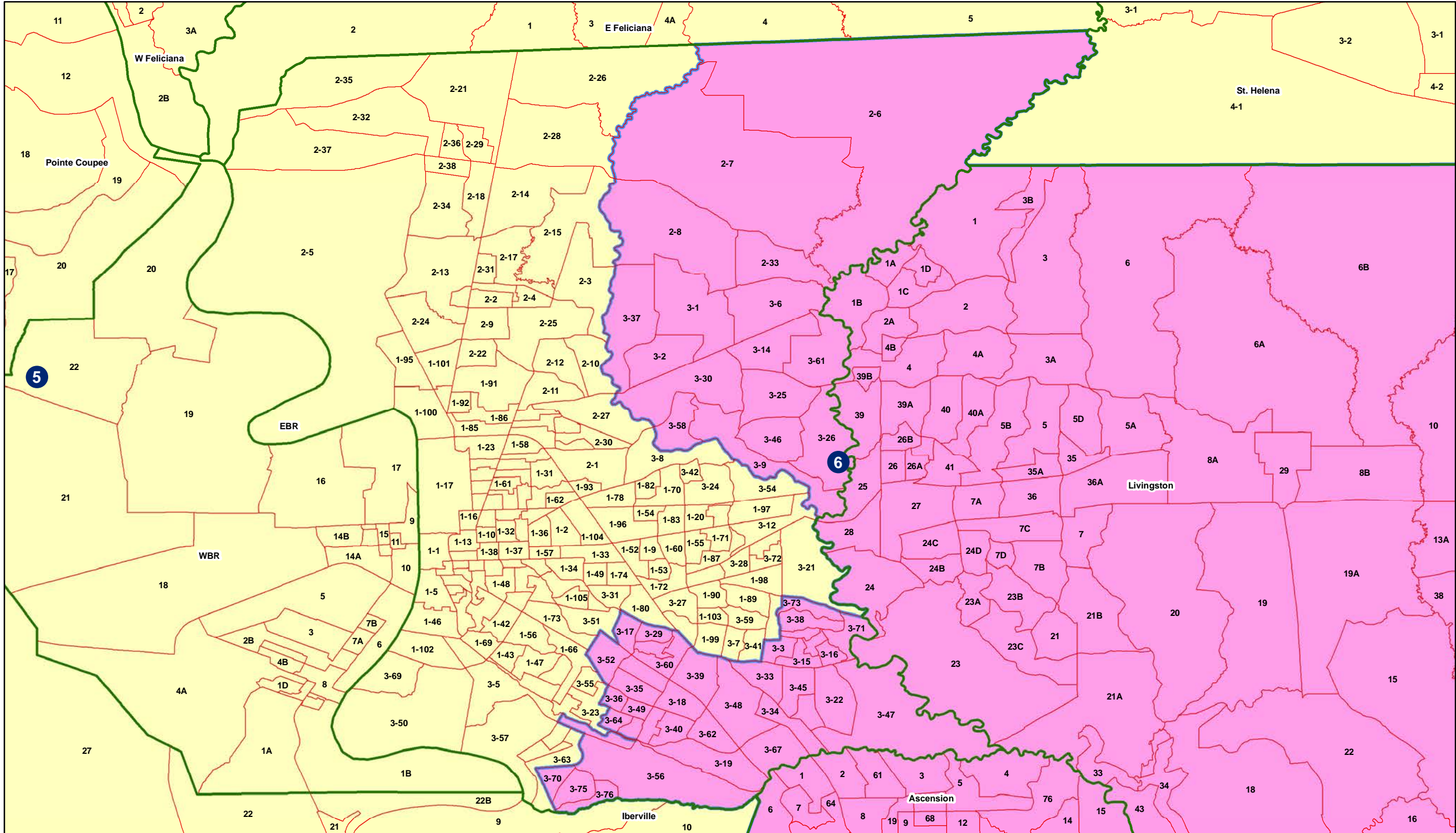
Supreme Court (7) - St. Charles / Jefferson / Orleans



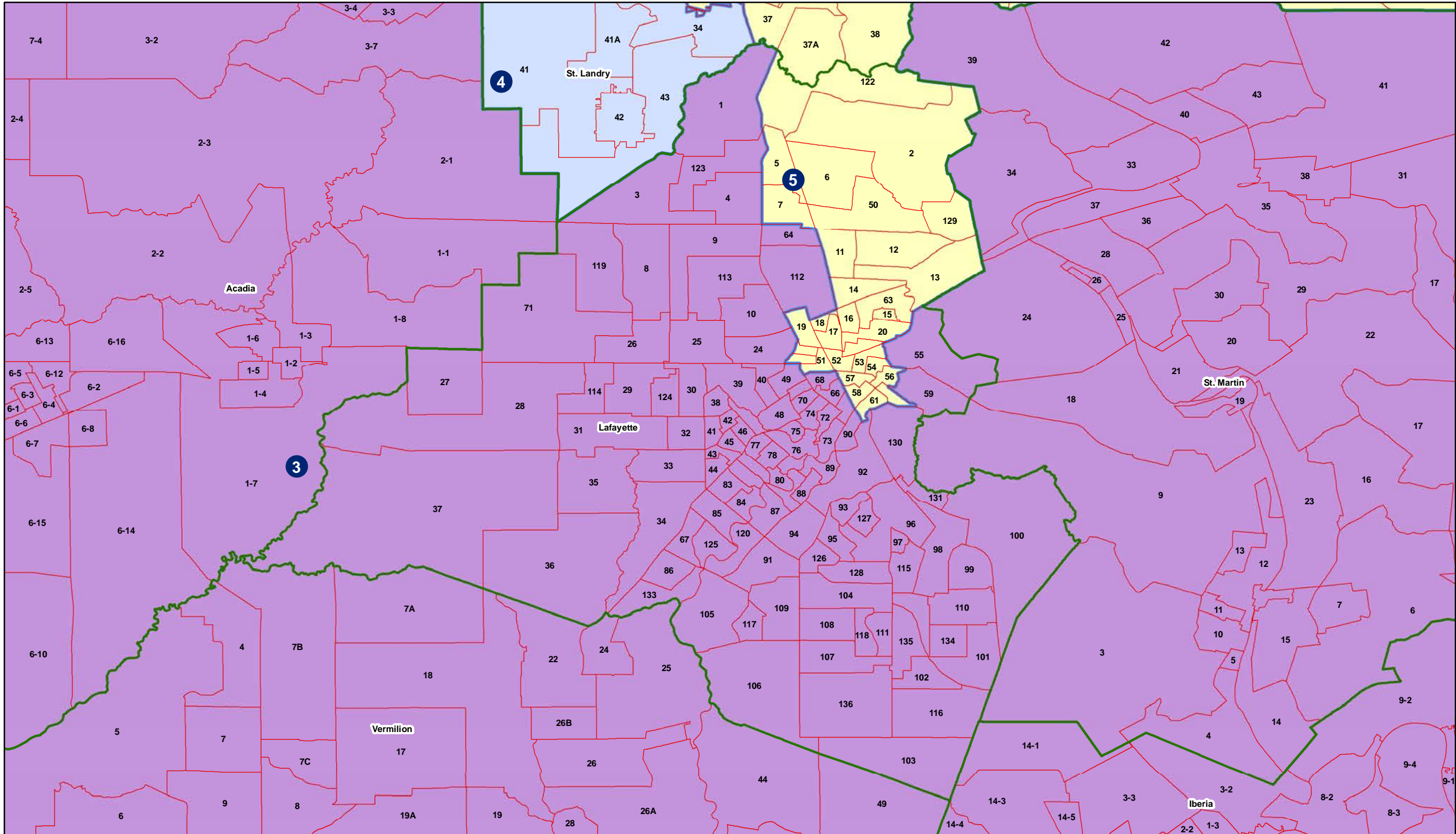
Supreme Court (7) - Assumption



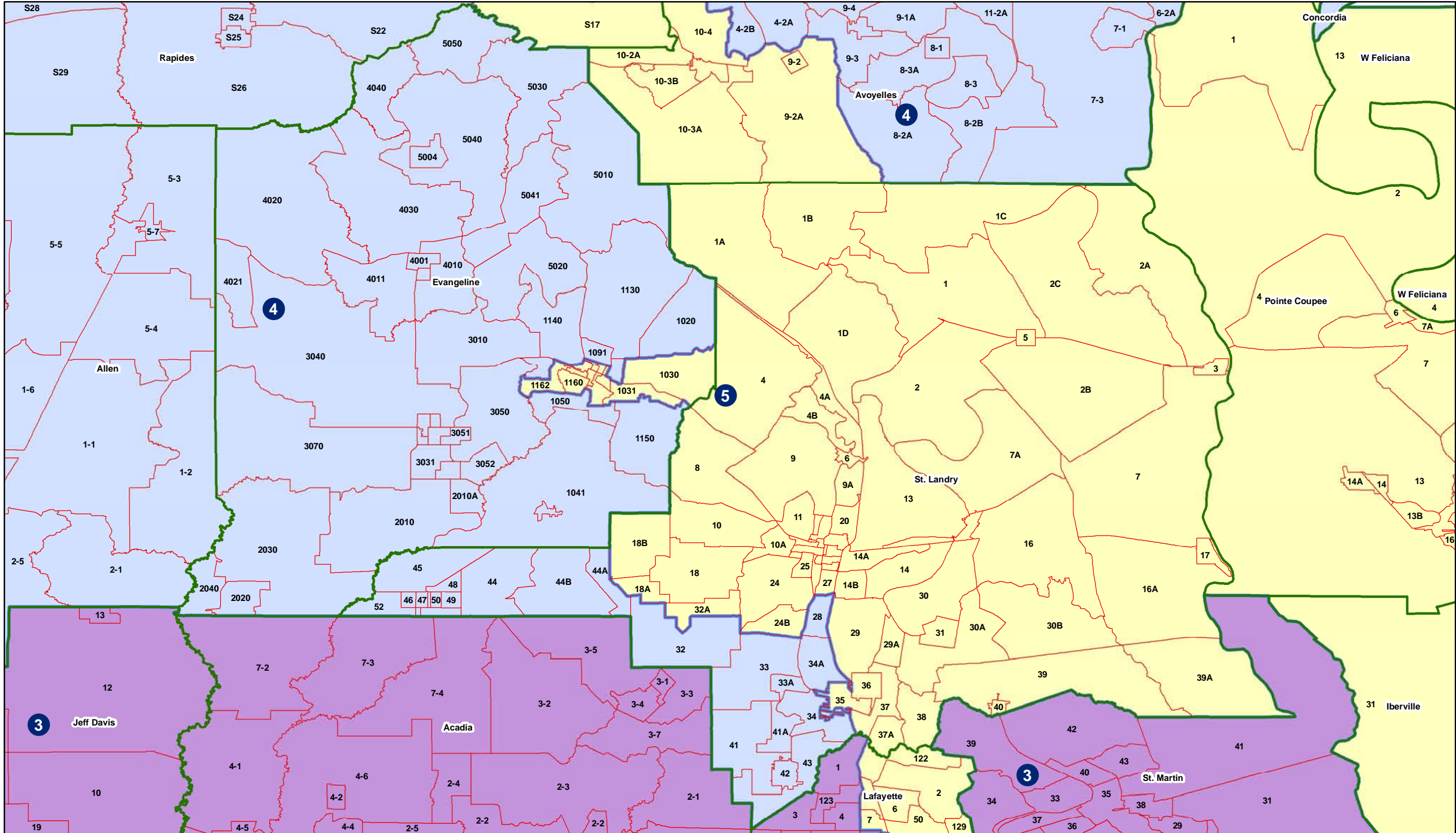
Supreme Court (7) - East Baton Rouge



Supreme Court (7) - Lafayette



Supreme Court (7) - Evangeline / St. Landry



Supreme Court (7) - Rapides / Avoyelles

