

2024 Second Extraordinary Session

HOUSE BILL NO. 22

BY REPRESENTATIVE MIKE JOHNSON

REAPPORTIONMENT/JUDGES: Provides relative to the districts of the supreme court
(Item #14)

1 AN ACT

2 To enact R.S. 13:101.2 and 101.3 and to repeal R.S. 13:101, 101.1, and 312.4, relative to the
3 supreme court; to implement a settlement in the matter entitled *Louisiana State*
4 *Conference of the National Association for the Advancement of Colored People, et*
5 *al. v. State of Louisiana, et al.*, in the United States District Court for the Middle
6 District of Louisiana; to provide for the redistricting of supreme court districts in
7 accordance with the settlement; to provide for the filling of vacancies; to restructure
8 the supreme court by eliminating provisions for a temporary additional judgeship for
9 the Court of Appeal for the Fourth Circuit and such judge's appointment to the
10 supreme court; and to provide for related matters.

11 Be it enacted by the Legislature of Louisiana:

12 Section 1. R.S. 13:101.2 and 101.3 are hereby enacted to read as follows:

13 §101.2. Supreme court districts; justices

14 The state shall be divided into seven supreme court districts. The supreme
15 court shall be composed of one justice elected from each of the seven districts as set
16 forth below:

17 (1) District 1 is composed of Livingston Parish; Precincts 9-41C, 9-41D,
18 9-45, and 9-45A of Orleans Parish; Plaquemines Parish; St. Bernard Parish; St.
19 Tammany Parish; Tangipahoa Parish; and Washington Parish.

1 (2) District 2 is composed of Avoyelles Parish; Concordia Parish; Precincts
2 1-1, 1-2, 1-3, 1-4, 1-5, 1-6, 1-9, 1-10, 1-11, 1-13, 1-14, 1-15, 1-16, 1-17, 1-18, 1-19,
3 1-20, 1-21, 1-22, 1-23, 1-24, 1-25, 1-26, 1-27, 1-28, 1-29, 1-30, 1-31, 1-32, 1-36,
4 1-37, 1-38, 1-45, 1-46, 1-50, 1-51, 1-52, 1-53, 1-54, 1-55, 1-58, 1-59, 1-60, 1-61,
5 1-62, 1-63, 1-66, 1-67, 1-68, 1-70, 1-71, 1-72, 1-73, 1-77, 1-78, 1-80, 1-81, 1-82,
6 1-83, 1-84, 1-85, 1-86, 1-87, 1-88, 1-91, 1-92, 1-93, 1-94, 1-95, 1-96, 1-97, 1-100,
7 1-101, 1-102, 1-104, 2-1, 2-2, 2-3, 2-4, 2-5, 2-9, 2-10, 2-11, 2-12, 2-13, 2-14, 2-15,
8 2-16, 2-17, 2-18, 2-19, 2-20, 2-21, 2-22, 2-23, 2-24, 2-25, 2-26, 2-27, 2-28, 2-29,
9 2-30, 2-31, 2-32, 2-34, 2-35, 2-36, 2-37, 2-38, 3-8, 3-11, 3-13, 3-18, 3-24, 3-27, 3-29,
10 3-35, 3-39, 3-42, 3-52, 3-54, 3-55, 3-57, 3-58, 3-60, and 3-74 of East Baton Rouge
11 Parish; East Carroll Parish; East Feliciana Parish; Iberville Parish; Precincts 2, 6, 11,
12 12, 13, 14, 15, 16, 17, 18, 19, 20, 21, 22, 23, 50, 51, 52, 53, 54, 55, 56, 57, 58, 61, 63,
13 122, and 129 of Lafayette Parish; Madison Parish; Precincts 8, 9, 9A, 10, 11, 12, 13,
14 14, 15, 16, 17, 18, 19, 20, 21, 22, 23, 24, 27, 28, 30, 65, 65A, 66, 67, 68, 69, 70, 72,
15 73, 74, and 79 of Ouachita Parish; Pointe Coupee Parish; Precincts C1, C2, C3, C4,
16 C5, C6, C7, C8, C9, C10, C11-A, C11-B, C14, C15, C17, C18, C19, C20, C21, C24,
17 C25, C26, C27, C28, C39, C40, N1, N2, N3, N10, N27, N28, N29, S15, S16, S17,
18 S18, S19, and S20 of Rapides Parish; Richland Parish; St. Helena Parish; Precincts
19 1, 1A, 1B, 1C, 1D, 2, 2A, 2B, 2C, 3, 4A, 4B, 5, 6, 7, 7A, 9, 9A, 11, 11B, 12, 13, 13A,
20 14, 14A, 14B, 15, 16, 16A, 17, 19, 19A, 20, 20B, 21, 21A, 22, 22B, 23, 23A, 26,
21 26A, 30, 30A, 30B, 31, 38, 39, 39A, and 40 of St. Landry Parish; Tensas Parish;
22 West Baton Rouge Parish; and West Feliciana Parish.

23 (3) District 3 is composed of Allen Parish; Beauregard Parish; Precincts 2-9,
24 2-10, 2-11, 2-12, 3-2, 3-3, 3-4, 3-5, 3-6, 3-7, 3-8, 3-9, 4-1, 4-2, 5-1, 5-2, 5-3, 5-4, 5-5,
25 5-6, 5-7, 5-8, 5-9, 5-10, 5-11, 6-1, 6-2, 6-3, 6-4, 6-5, 6-6, 6-7, 6-8, 6-9, 6-10, 7-1, 7-2,
26 7-3, 7-4, 7-5, 7-6, 7-7, 7-8, 7-9, 7-10, 10-3, 10-4, 10-5, 10-6, 10-7, 10-8, 11-1, 11-2,
27 11-3, 11-4, 11-5, 11-6, 11-7, 11-8, 11-9, 11-10, 12-1, 12-2, 12-3, 12-4, 12-5, 12-6,
28 12-7, 12-8, 12-9, 12-10, and 12-11 of Caddo Parish; Calcasieu Parish; Cameron
29 Parish; DeSoto Parish; Evangeline Parish; Jefferson Davis Parish; Natchitoches

1 Parish; Sabine Parish; Precincts 4, 8, 10, 10A, 18, 18A, 18B, 24, 24B, 25, 27, 28, 29,
2 29A, 32, 32A, 33, 33A, 34, 34A, 35, 36, 37, 37A, 41, 41A, 42, 43, 44, 44A, 44B, 45,
3 46, 47, 48, 49, 50, 50A, 51, 51A, and 52 of St. Landry Parish; and Vernon Parish.

4 (4) District 4 is composed of Bienville Parish; Bossier Parish; Precincts 1-1,
5 1-2, 1-3, 1-4, 1-5, 1-6, 1-7, 1-8, 1-9, 1-10, 1-11, 1-12, 1-13, 1-14, 2-1, 2-2, 2-3, 2-4,
6 2-5, 2-6, 2-7, 2-8, 3-1, 4-3, 4-4, 4-5, 4-6, 4-7, 4-8, 4-9, 4-10, 8-1, 8-2, 8-3, 8-4, 8-5,
7 8-6, 8-7, 8-8, 8-9, 9-1, 9-2, 9-3, 9-4, 9-5, 9-6, 9-7, 9-8, 9-9, 9-10, 9-11, 9-12, 9-13,
8 10-1, 10-2, and 10-9 of Caddo Parish; Caldwell Parish; Catahoula Parish; Claiborne
9 Parish; Franklin Parish; Grant Parish; Jackson Parish; LaSalle Parish; Lincoln Parish;
10 Morehouse Parish; Precincts 1, 1A, 2, 3, 4, 5, 6, 7, 25, 26, 31, 32, 33, 34, 35, 36, 37,
11 38, 39, 40, 41, 42, 43, 44, 44A, 45, 46, 47, 48, 49, 50, 51, 51A, 52, 52A, 53, 54, 55,
12 56, 56A, 57, 58, 59, 60, 61, 62, 63, 64, 71, 75, 76, 77, and 78 of Ouachita Parish;
13 Precincts C13, C22, C23, C30, C31, C32, C33, C34, C35, C36, C37-A, C37-B,
14 C38-A, C38-B, C41, C42, N4, N5, N6, N7, N8, N9, N11, N12, N13-A, N13-B,
15 N14-A, N14-B, N15, N16, N17, N18-A, N18-B, N19, N20, N21, N22, N23, N24,
16 N25, N26, S1, S2, S4, S5, S6A, S6B, S7, S8, S9, S10, S11, S13, S14, S21, S22, S23,
17 S24, S25, S26, S27, S28, and S29 of Rapides Parish; Red River Parish; Union Parish;
18 Webster Parish; West Carroll Parish; and Winn Parish.

19 (5) District 5 is composed of Acadia Parish; Iberia Parish; Precincts 1, 3, 4,
20 5, 7, 8, 9, 10, 24, 25, 26, 27, 28, 29, 30, 31, 32, 33, 34, 35, 36, 37, 38, 39, 40, 41, 42,
21 43, 44, 45, 46, 47, 48, 49, 59, 60, 64, 65, 66, 67, 68, 69, 70, 71, 72, 73, 74, 75, 76, 77,
22 78, 79, 80, 81, 82, 83, 84, 85, 86, 87, 88, 89, 90, 91, 92, 93, 94, 95, 96, 97, 98, 99,
23 100, 101, 102, 103, 104, 105, 106, 107, 108, 109, 110, 111, 112, 113, 114, 115, 116,
24 117, 118, 119, 120, 121, 123, 124, 125, 126, 127, 128, 130, 131, 133, 134, 135, and
25 136 of Lafayette Parish; Lafourche Parish; St. Martin Parish; St. Mary Parish;
26 Terrebonne Parish; and Vermilion Parish.

27 (6) District 6 is composed of Precincts 1, 2, 3, 4, 5, 6, 7, 8, 9, 10, 11, 12, 13,
28 14, 15, 16, 17, 18, 19, 20, 21, 22, 23, 24, 25, 26, 27, 33, 34, 35, 36, 41, 45, 53, 61, 62,
29 63, 64, 68, 69, 71, 72, 73, 76, 77, and 78 of Ascension Parish; Assumption Parish;

1 Precincts 1-7, 1-8, 1-12, 1-33, 1-34, 1-35, 1-39, 1-40, 1-41, 1-42, 1-43, 1-44, 1-47,
2 1-48, 1-49, 1-56, 1-57, 1-64, 1-65, 1-69, 1-74, 1-75, 1-76, 1-79, 1-89, 1-90, 1-98,
3 1-99, 1-103, 1-105, 1-107, 2-6, 2-7, 2-8, 2-33, 3-1, 3-2, 3-3, 3-4, 3-5, 3-6, 3-7, 3-9,
4 3-10, 3-12, 3-14, 3-15, 3-16, 3-17, 3-19, 3-20, 3-21, 3-22, 3-23, 3-25, 3-26, 3-28,
5 3-30, 3-31, 3-32, 3-33, 3-34, 3-36, 3-37, 3-38, 3-40, 3-41, 3-43, 3-44, 3-45, 3-46,
6 3-47, 3-48, 3-49, 3-50, 3-51, 3-53, 3-56, 3-59, 3-61, 3-62, 3-63, 3-64, 3-65, 3-66,
7 3-67, 3-68, 3-69, 3-70, 3-71, 3-72, 3-73, 3-75, and 3-76 of East Baton Rouge Parish;
8 Precincts 1, 2, 3, 4, 5, 7, 8, 9, 10, 11, 12, 13, 14, 15, 16, 17, 18, 19, 20, 21, 22, 23, 24,
9 25, 26, 27, 28, 29, 30, 31, 32, 33, 34, 35, 36, 37, 38, 39, 40, 41, 42, 43, 44, 45, 46, 51,
10 52, 53, 54, 55, 56, 58, 59, 60, 61, 62, 63, 64, 65, 66, 67, 68, 69, 70, 71, 72, 73, 74, 75,
11 76, 77, 78, 79, 80, 81, 82, 83, 84, 85, 86, 87, 88, 89, 90, 91, 92, 93, 94, 95, 96, 97, 98,
12 99, 100, 101, 102, 103, 105, 106, 116, 117, 118, 119, 120, 121, 122, 123, 124, 125A,
13 125B, 126, 127, 128, 129, 130, 132, 176, 177, 178, 183, 184, 185A, 189, 190, 194B,
14 202, 203, 210, 211, 229, 234, 246, 247, 248, 1-G, 3-G, 5-G, 9-G, 10-G, 12-G, 13-G,
15 1-GI, 1-H, 2-H, 3-H, 4-H, 5-H, 6-H, 7-H, 8-H, 9-H, 1-K, 2-K, 3-K, 4-K, 5-K, 6-KA,
16 6-KB, 7-KA, 7-KB, 8-K, 9-K, 10-K, 11-K, 12-K, 13-KA, 14-K, 15-K, 16-K, 17-K,
17 18-K, 19-K, 20-K, 25-K, 27-K, 34-K, 35-K, and 1-L of Jefferson Parish; Precincts
18 4-7, 4-8, 4-9, 4-11, 4-14, 4-15, 4-17, 4-17A, 4-18, 4-20, 4-21, 4-22, 4-23, 5-12, 5-13,
19 5-15, 5-16, 5-17, 5-18, 17-17, 17-18, 17-18A, 17-19, and 17-20 of Orleans Parish;
20 Precincts 1-6, 2-5, 2-6, 3-1, 3-2, 3-3, 4-1, 4-2, 4-3, 4-5, 5-5, 6-1, 6-2, 6-3, 6-4, 6-6,
21 6-8, 7-1, 7-2, and 7-3 of St. Charles Parish; Precincts 13, 14, and 18 of St. James
22 Parish; and Precincts 1-1, 1-6, 2-1, 2-3, 3-3, 5-4, and 5-5 of St. John the Baptist
23 Parish.

24 (7) District 7 is composed of Precincts 28, 30, 31, 32, 37, 38, 39, 40, 42, 43,
25 44, 47, 48, 50, 51, 52, 54, 55, 57, 58, 65, and 66 of Ascension Parish; Precincts 57,
26 104, 108, 115, 131, 133, 134, 136, 138, 150, 151, 152, 153, 154, 155, 156, 157A,
27 157B, 170, 171, 172, 173, 174, 175, 179A, 179B, 180, 181, 182, 185B, 187, 188,
28 191, 192, 193A, 193B, 194A, 195, 196, 197A, 197B, 198, 199, 200, 201, 204, 205,
29 212, 213A, 213B, 213C, 214A, 214B, 215, 216A, 216B, 216C, 217, 225, 226, 227,

1 228, 230, 231, 232A, 232B, 235, 236, 237, 238A, 238B, 2-G, 4-G, 6-G, 7-G, 8-G,
 2 11-G, 13-KB, 21-K, 22-K, 23-K, 24-K, 26-K, 28-K, 29-K, 30-K, 31-K, 33-K, 1-W,
 3 2-W, 3-W, 4-W, 5-W, 6-W, and 7-W of Jefferson Parish; Precincts 1-1, 1-2, 1-5, 1-6,
 4 2-1, 2-2, 2-4, 2-6, 2-7, 3-1, 3-8, 3-9, 3-12, 3-14, 3-15, 3-18, 3-19, 3-20, 4-2, 4-3, 4-6,
 5 5-1, 5-2, 5-3, 5-5, 5-7, 5-8, 5-9, 5-10, 5-11, 6-1, 6-2, 6-4, 6-6, 6-7, 6-8, 6-9, 7-1, 7-2,
 6 7-4, 7-5, 7-6, 7-7, 7-8, 7-9A, 7-10, 7-11, 7-12, 7-13, 7-14, 7-15, 7-16, 7-17, 7-18,
 7 7-19, 7-20, 7-21, 7-23, 7-24, 7-25, 7-25A, 7-26, 7-27, 7-27B, 7-28, 7-28A, 7-29,
 8 7-30, 7-32, 7-33, 7-35, 7-37, 7-37A, 7-40, 7-41, 7-42, 8-1, 8-2, 8-4, 8-6, 8-7, 8-8,
 9 8-9, 8-12, 8-13, 8-14, 8-15, 8-19, 8-20, 8-21, 8-22, 8-23, 8-24, 8-25, 8-26, 8-27, 8-28,
 10 8-30, 9-1, 9-3, 9-4, 9-5, 9-6, 9-7, 9-8, 9-9, 9-10, 9-11, 9-12, 9-13, 9-14, 9-15, 9-16,
 11 9-17, 9-19, 9-21, 9-23, 9-25, 9-26, 9-28, 9-28C, 9-29, 9-30, 9-30A, 9-31, 9-31A,
 12 9-31B, 9-31D, 9-32, 9-33, 9-34A, 9-35, 9-35A, 9-36, 9-36B, 9-37, 9-38, 9-38A,
 13 9-39, 9-39B, 9-40, 9-40A, 9-40C, 9-41, 9-41A, 9-41B, 9-42, 9-42C, 9-43A, 9-43B,
 14 9-43C, 9-43E, 9-43F, 9-43G, 9-43H, 9-43I, 9-43J, 9-43K, 9-43L, 9-43M, 9-43N,
 15 9-44, 9-44A, 9-44B, 9-44D, 9-44E, 9-44F, 9-44G, 9-44I, 9-44J, 9-44L, 9-44M,
 16 9-44N, 9-44O, 9-44P, 9-44Q, 10-3, 10-6, 10-7, 10-8, 10-9, 10-11, 10-12, 10-13,
 17 10-14, 11-2, 11-3, 11-4, 11-5, 11-8, 11-9, 11-10, 11-11, 11-12, 11-13, 11-14, 11-17,
 18 12-1, 12-2, 12-3, 12-4, 12-5, 12-6, 12-7, 12-9, 12-10, 12-11, 12-12, 12-13, 12-14,
 19 12-16, 12-17, 12-19, 13-1, 13-2, 13-3, 13-4, 13-5, 13-6, 13-7, 13-8, 13-9, 13-10,
 20 13-11, 13-12, 13-13, 13-14, 13-15, 13-16, 14-1, 14-2, 14-3, 14-4, 14-5, 14-6, 14-7,
 21 14-8, 14-9, 14-10, 14-11, 14-12, 14-13A, 14-14, 14-15, 14-16, 14-17, 14-18A, 14-19,
 22 14-20, 14-21, 14-23, 14-24A, 14-25, 14-26, 15-1, 15-2, 15-3, 15-5, 15-6, 15-8, 15-9,
 23 15-10, 15-11, 15-12, 15-12A, 15-13, 15-13A, 15-13B, 15-14, 15-14A, 15-14B,
 24 15-14C, 15-14D, 15-14E, 15-14F, 15-14G, 15-15, 15-15A, 15-15B, 15-16, 15-17,
 25 15-17A, 15-17B, 15-18, 15-18A, 15-18B, 15-18C, 15-18D, 15-18E, 15-18F, 15-19,
 26 15-19A, 15-19B, 15-19C, 16-1, 16-1A, 16-2, 16-3, 16-4, 16-5, 16-6, 16-7, 16-8,
 27 16-9, 17-1, 17-2, 17-3, 17-4, 17-5, 17-6, 17-7, 17-8, 17-9, 17-10, 17-11, 17-12,
 28 17-13, 17-13A, 17-14, 17-15, and 17-16 of Orleans Parish; Precincts 1-1, 1-2, 1-3,
 29 1-4, 1-5, 2-1, 2-3, 2-4, 4-4, 5-1, 5-3, 5-4, 7-4, 7-5, and 7-6 of St. Charles Parish;

1 Precincts 1, 2, 4, 5, 6, 7, 8, 9, 10, 11, 12, 15, 16, 17, 19, 22, and 23 of St. James
2 Parish; and Precincts 1-2, 1-3, 1-4, 1-5, 1-7, 2-2, 2-4, 2-5, 3-1, 3-2, 3-4, 3-7, 4-1, 4-2,
3 4-3, 4-4, 4-5, 5-1, 5-2, 5-3, 6-1, 6-2, 6-3, 6-4, 6-5, 7-1, 7-2, 7-3, and 7-4 of St. John
4 the Baptist Parish.

5 §101.3. Assignment of districts; vacancies; elections

6 A. Each justice of the supreme court in office on the effective date of this
7 Section shall be assigned to the district composed as provided by R.S. 13:101.2
8 having the same designation as the district from which the justice was elected and
9 may complete the term for which he was elected.

10 B. The successor to the office of justice of the supreme court shall be elected
11 from the district assigned to that office as provided by Subsection A of this Section.

12 The election shall be from the district composed as provided by R.S. 13:101.2.

13 Section 2. R.S. 13:101, 101.1, and 312.4 are hereby repealed.

14 Section 3.(A) The precincts referenced in this Act are those contained in the file
15 named "2024 Precinct Shapefiles (01-10-2024)" available on the Legislature of Louisiana's
16 website on the effective date of this Section. The 2024 Precinct Shapefiles are based upon
17 those Voting Districts (VTDs) contained in the 2020 Census Redistricting TIGER/Line
18 Shapefiles for the State of Louisiana as those files have been modified and validated through
19 the data verification program of the Louisiana House of Representatives and the Louisiana
20 Senate to represent precinct changes submitted through January 10, 2024, to the Legislature
21 of Louisiana by parish governing authorities pursuant to the provisions of R.S. 18:532 and
22 532.1.

23 (B) When a precinct referenced in this Act has been subdivided by action of the
24 parish governing authority on a nongeographic basis or subdivided by action of the parish
25 governing authority on a geographic basis in accordance with the provisions of R.S.
26 18:532.1, the enumeration in this Act of the general precinct designation shall include all
27 nongeographic and all geographic subdivisions thereof, however such subdivisions may be
28 designated.

1 (C) The territorial limits of the districts as provided in this Act shall continue in
2 effect until changed by law regardless of any subsequent change made to the precincts by
3 the parish governing authority.

4 Section 4. The purpose and intent of this Act is to statutorily effectuate and
5 implement a settlement reached between all parties in the matter entitled *Louisiana State*
6 *Conference of the National Association for the Advancement of Colored People, et al. v.*
7 *State of Louisiana, et al.*, Case 3:19-479, in the United States District Court for the Middle
8 District of Louisiana.

9 Section 5. This Act shall become effective upon signature of the governor or, if not
10 signed by the governor, upon expiration of the time for bills to become law without signature
11 by the governor, as provided in Article III, Section 18 of the Constitution of Louisiana. If
12 this Act is vetoed by the governor and subsequently approved by the legislature, the
13 provisions of this Act shall become effective on the day following such approval.

DIGEST

The digest printed below was prepared by House Legislative Services. It constitutes no part of the legislative instrument. The keyword, one-liner, abstract, and digest do not constitute part of the law or proof or indicia of legislative intent. [R.S. 1:13(B) and 24:177(E)]

HB 22 Original

2024 Second Extraordinary Session

Mike Johnson

Abstract: Pursuant to a settlement reached between all parties in the matter entitled *Louisiana State Conference of the National Association for the Advancement of Colored People, et al. v. State of Louisiana, et al.*, Case 3:19-479, in the U. S. District Court for the Middle District of Louisiana, provides for the redistricting of the state's supreme court and provides for the composition of seven supreme court districts.

Statistical summaries of proposed law including maps illustrating proposed district boundaries accompany this digest. (*Attached to the bill version on the internet.*)

Present constitution (Const. Art. V, §3) provides the supreme court must be composed of a chief justice and six associate justices.

Present constitution (Const. Art. V, §4) provides the state must be divided into at least six supreme court districts, and at least one judge shall be elected from each. Further provides the districts and the number of judges assigned to each on the effective date of the constitution are retained, subject to change by law enacted by two-thirds of the elected members of each house of the legislature.

Proposed law states that the purpose and intent of proposed law is to statutorily effectuate and implement a settlement reached between all parties in the matter entitled *Louisiana State Conference of the National Association for the Advancement of Colored People, et al. v.*

State of Louisiana, et al., Case 3:19-479, in the U.S. District Court for the Middle District of Louisiana.

Proposed law redraws district boundaries for the seven supreme court districts and assigns each justice in office to a district.

Proposed law specifies that precincts referenced in district descriptions are those precincts contained in the file named "2024 Precinct Shapefiles (01-10-2024)" available on the legislature's website. The 2024 Precinct Shapefiles are based upon those Voting Districts (VTDs) contained in the 2020 Census Redistricting TIGER/Line Shapefiles for the State of La. as those files have been modified and validated through the data verification program of the La. House of Representatives and the La. Senate to represent precinct changes submitted through Jan. 10, 2024, to the Legislature of La. by parish governing authorities.

Also specifies that if any such precinct has been subdivided by action of the parish governing authority on a nongeographic basis or subdivided by action of the parish governing authority on a geographic basis in accordance with present law, the enumeration of the general precinct designation shall include all nongeographic and all geographic subdivisions thereof. Further provides that the territorial limits of the districts as enacted shall continue in effect until changed by law regardless of any subsequent change made to the precincts by the parish governing authority.

Population data in the summaries accompanying this digest are derived from 2020 Census Redistricting Data (Public Law 94-171), Summary File for La. Population data, statistical information, and maps are supplied for purposes of information and analysis and comprise no part of proposed law.

Effective upon signature of governor or lapse of time for gubernatorial action.

(Adds R.S. 13:101.2 and 101.3; Repeals R.S. 13:101, 101.1, and 312.4)

Plan Statistics

Plan: 242ES-54 (M. Johnson)

<u>Districts:</u>	<u># of Members</u>	<u>Actual Population</u>	<u>Ideal Population</u>	<u>Absolute Deviation</u>	<u>Relative Deviation</u>
District 1	1	656,759	665,393	-8,634	-1.298%
District 2	1	649,694	665,393	-15,699	-2.359%
District 3	1	667,574	665,393	2,181	0.328%
District 4	1	696,440	665,393	31,047	4.666%
District 5	1	695,971	665,393	30,578	4.595%
District 6	1	658,740	665,393	-6,653	-1.000%
District 7	1	632,579	665,393	-32,814	-4.932%
Grand Total:	7	4,657,757	4,657,751		

Ideal Population Per Member:	665393		
Number of Districts for Plan Type:	7		
Range of District Populations:	632,579	to	696,440
Absolute Mean Deviation:	9,123		
Absolute Range:	-32,814	to	31,047
Absolute Overall Range:	63,861		
Relative Mean Deviation:	2.74%		
Relative Range:	-4.93%	to	4.67%
Relative Overall Range:	9.60%		

<i>Ideal - Actual:</i>	-6
<i>Remainder:</i>	6
<i>Unassigned Population:</i>	0

Total Population

Plan: 242ES-54 (M. Johnson)

	Total Population	Total White	Total Black	Total Asian	Total American Indian	Total Other	Total Hispanic	VAP Total	VAP White	VAP Black	VAP Asian	VAP American Indian	VAP Other	VAP Hispanic Total
District 1	656,759	464,357	125,585	13,134	13,651	40,032	47,433	495,824	362,542	86,374	9,381	10,078	27,449	31,387
	100.000%	70.704%	19.122%	2.000%	2.079%	6.095%	7.222%	100.000%	73.119%	17.420%	1.892%	2.033%	5.536%	6.330%
District 2	649,694	236,828	374,328	9,346	6,276	22,916	27,572	496,736	195,133	272,915	7,254	4,676	16,758	19,853
	100.000%	36.452%	57.616%	1.439%	0.966%	3.527%	4.244%	100.000%	39.283%	54.942%	1.460%	0.941%	3.374%	3.997%
District 3	667,574	386,819	233,046	9,312	14,486	23,911	30,177	504,908	303,472	166,874	6,807	10,709	17,046	20,832
	100.000%	57.944%	34.909%	1.395%	2.170%	3.582%	4.520%	100.000%	60.104%	33.050%	1.348%	2.121%	3.376%	4.126%
District 4	696,440	460,832	180,907	12,768	14,804	27,129	32,240	535,998	365,217	130,717	9,318	11,311	19,435	22,487
	100.000%	66.170%	25.976%	1.833%	2.126%	3.895%	4.629%	100.000%	68.138%	24.388%	1.738%	2.110%	3.626%	4.195%
District 5	695,971	471,535	155,059	14,181	19,935	35,261	41,477	527,378	371,921	107,547	10,221	13,747	23,942	27,570
	100.000%	67.752%	22.280%	2.038%	2.864%	5.066%	5.960%	100.000%	70.523%	20.393%	1.938%	2.607%	4.540%	5.228%
District 6	658,740	441,900	112,192	27,433	10,769	66,446	80,899	516,622	359,347	81,191	20,458	8,140	47,486	56,971
	100.000%	67.083%	17.031%	4.164%	1.635%	10.087%	12.281%	100.000%	69.557%	15.716%	3.960%	1.576%	9.192%	11.028%
District 7	632,579	195,381	362,002	21,114	7,139	46,943	62,751	493,082	166,879	270,151	16,977	5,579	33,496	44,562
	100.000%	30.886%	57.226%	3.338%	1.129%	7.421%	9.920%	100.000%	33.844%	54.788%	3.443%	1.131%	6.793%	9.037%
Grand Total	4,657,757	2,657,652	1,543,119	107,288	87,060	262,638	322,549	3,570,548	2,124,511	1,115,769	80,416	64,240	185,612	223,662
	100.000%	57.059%	33.130%	2.303%	1.869%	5.639%	6.925%	100.000%	59.501%	31.249%	2.252%	1.799%	5.198%	6.264%

Voter Registration

Plan: 242ES-54 (M. Johnson)

	Reg Total Dec 2023	Reg White Dec 2023	Reg Black Dec 2023	Reg Other Dec 2023	Reg Dem Total Dec 2023	Reg Rep Total Dec 2023	Reg Other Total Dec 2023
District 1	387,788	307,180	58,523	22,085	99,887	173,635	114,266
	78.211%	79.213%	15.091%	5.695%	25.758%	44.776%	29.466%
District 2	387,484	151,307	222,502	13,675	214,271	81,630	91,583
	78.006%	39.049%	57.422%	3.529%	55.298%	21.067%	23.635%
District 3	364,685	231,934	116,902	15,849	141,750	127,633	95,302
	72.228%	63.598%	32.056%	4.346%	38.869%	34.998%	26.133%
District 4	404,396	297,138	91,893	15,365	119,556	182,090	102,750
	75.447%	73.477%	22.724%	3.799%	29.564%	45.028%	25.408%
District 5	411,306	312,128	78,792	20,386	125,382	172,054	113,870
	77.991%	75.887%	19.157%	4.956%	30.484%	41.831%	27.685%
District 6	405,585	311,678	56,329	37,578	117,848	167,824	119,913
	78.507%	76.847%	13.888%	9.265%	29.056%	41.378%	29.565%
District 7	381,043	129,081	216,888	35,074	233,812	46,760	100,471
	77.278%	33.876%	56.920%	9.205%	61.361%	12.272%	26.367%
Grand Total	2,742,287	1,740,446	841,829	160,012	1,052,506	951,626	738,155

Splits

Plan: 242ES-54 (M. Johnson)

	Total Population	Total White	Total Black	Total Asian	Total American Indian	Total Other	VAP Total	VAP White	VAP Black	VAP Asian	VAP American Indian	VAP Other	Reg Total Dec 2023	Reg White Dec 2023	Reg Black Dec 2023	Reg Other Dec 2023
District 1																
Livingston	142,282	116,855	12,658	1,697	3,111	7,961	105,141	88,432	8,136	1,099	2,311	5,163	82,405	73,655	5,642	3,108
*Orleans	4,008	798	1,234	1,275	46	655	2,904	693	727	1,046	30	408	1,811	448	521	842
Plaquemines	23,515	14,287	5,428	1,317	697	1,786	17,334	10,856	3,857	925	500	1,196	13,143	8,996	2,934	1,213
St. Bernard	43,764	24,497	12,309	1,381	947	4,630	31,775	18,992	7,944	982	688	3,169	25,685	18,044	5,593	2,048
St. Tammany	264,570	196,641	38,643	5,774	5,660	17,852	202,228	154,621	26,761	4,075	4,161	12,610	174,307	141,262	21,129	11,916
Tangipahoa	133,157	81,336	41,879	1,474	2,454	6,014	101,491	65,205	29,217	1,100	1,827	4,142	63,286	46,172	14,812	2,302
Washington	45,463	29,943	13,434	216	736	1,134	34,951	23,743	9,732	154	561	761	27,151	18,603	7,892	656
District 1	656,759	464,357	125,585	13,134	13,651	40,032	495,824	362,542	86,374	9,381	10,078	27,449	387,788	307,180	58,523	22,085
	100.000%	70.704%	19.122%	2.000%	2.079%	6.095%	100.000%	73.119%	17.420%	1.892%	2.033%	5.536%	78.211%	79.213%	15.091%	5.695%
District 2																
Avoyelles	39,693	25,625	11,678	434	767	1,189	30,578	20,269	8,311	379	570	1,049	21,438	15,242	5,622	574
Concordia	18,687	10,275	7,725	122	233	332	14,217	8,108	5,613	100	167	229	11,419	6,816	4,418	185
*East Baton Rouge	248,989	57,650	170,478	6,179	1,859	12,823	189,976	49,289	125,434	4,784	1,449	9,020	139,787	34,983	97,634	7,170
East Carroll	7,459	2,054	5,272	29	43	61	5,901	1,773	4,043	19	27	39	4,564	1,218	3,305	41
East Feliciana	19,539	11,516	7,341	91	262	329	16,183	9,740	5,918	61	198	266	13,327	7,805	5,075	447
Iberville	30,241	14,833	13,730	202	274	1,202	24,086	12,462	10,232	149	221	1,022	19,906	9,999	9,484	423
*Lafayette	38,956	11,843	25,221	281	335	1,276	29,292	9,757	18,295	192	222	826	24,602	8,036	15,581	985
Madison	10,017	3,475	6,363	20	59	100	7,435	2,906	4,391	9	48	81	7,068	2,439	4,518	111
*Ouachita	53,221	9,163	41,473	696	382	1,507	38,814	7,986	28,715	612	269	1,232	30,464	4,842	24,615	1,007
Pointe Coupee	20,758	12,395	7,504	107	159	593	16,250	10,108	5,502	91	119	430	14,107	9,040	4,837	230
*Rapides	46,877	16,927	27,803	511	707	929	35,265	13,657	20,047	379	510	672	26,801	10,645	15,146	1,010
Richland	20,043	11,785	7,603	83	258	314	15,383	9,338	5,546	66	203	230	13,141	8,144	4,753	244
St. Helena	10,920	4,527	6,031	39	134	189	8,463	3,805	4,371	28	109	150	8,260	3,626	4,492	142
*St. Landry	37,638	17,826	18,884	153	227	548	28,349	14,060	13,669	108	148	364	24,870	12,156	12,161	553
Tensas	4,147	1,744	2,312	23	26	42	3,235	1,446	1,728	12	23	26	3,485	1,510	1,937	38
West Baton Rouge	27,199	14,307	11,170	287	326	1,109	20,526	11,146	8,149	209	219	803	16,753	9,620	6,764	369
West Feliciana	15,310	10,883	3,740	89	225	373	12,783	9,283	2,951	56	174	319	7,492	5,186	2,160	146
District 2	649,694	236,828	374,328	9,346	6,276	22,916	496,736	195,133	272,915	7,254	4,676	16,758	387,484	151,307	222,502	13,675
	100.000%	36.452%	57.616%	1.439%	0.966%	3.527%	100.000%	39.283%	54.942%	1.460%	0.941%	3.374%	78.006%	39.049%	57.422%	3.529%
District 3																
Allen	22,750	16,327	4,490	246	947	740	17,510	12,751	3,275	182	646	656	11,079	8,704	1,920	455
Beauregard	36,549	29,529	4,649	402	1,052	917	27,489	22,304	3,495	269	773	648	22,071	18,639	2,264	1,168
*Caddo	141,139	38,986	95,202	1,254	1,791	3,906	107,362	33,060	69,182	1,007	1,424	2,689	74,423	22,549	48,809	3,065
Calcasieu	216,785	139,772	59,386	4,702	3,536	9,389	163,166	108,789	41,898	3,359	2,604	6,516	111,819	80,364	26,493	4,962
Cameron	5,617	5,232	125	30	75	155	4,358	4,100	79	23	47	109	4,072	3,936	61	75

Splits

Plan: 242ES-54 (M. Johnson)

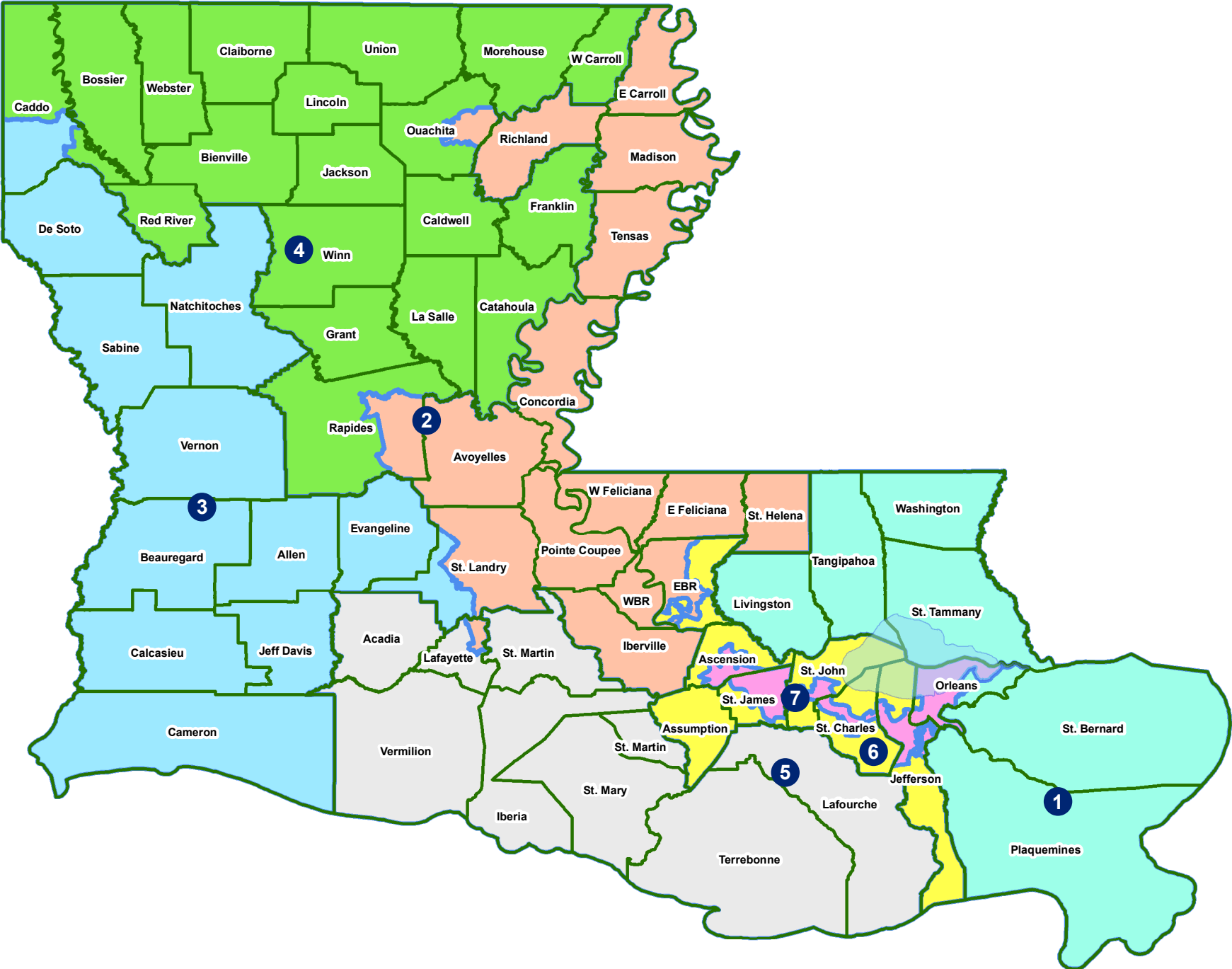
	Total Population	Total White	Total Black	Total Asian	Total American Indian	Total Other	VAP Total	VAP White	VAP Black	VAP Asian	VAP American Indian	VAP Other	Reg Total Dec 2023	Reg White Dec 2023	Reg Black Dec 2023	Reg Other Dec 2023
District 3																
De Soto	26,812	15,284	9,973	117	740	698	20,440	11,909	7,425	86	557	463	17,887	11,005	6,317	565
Evangeline	32,350	21,354	9,235	241	280	1,240	24,408	16,460	6,483	187	217	1,061	20,388	14,274	5,744	370
Jefferson Davis	32,250	25,066	5,837	183	472	692	24,039	19,121	4,006	111	325	476	18,733	15,509	2,784	440
Natchitoches	37,515	19,361	15,725	255	861	1,313	29,349	16,010	11,415	198	683	1,043	20,675	11,761	8,016	898
Sabine	22,155	15,036	3,861	94	2,723	441	17,064	12,054	2,655	66	1,970	319	13,570	10,287	1,912	1,371
*St. Landry	44,902	25,785	16,952	346	409	1,410	33,462	20,149	11,828	245	303	937	27,559	16,777	9,974	808
Vernon	48,750	35,087	7,611	1,442	1,600	3,010	36,261	26,765	5,133	1,074	1,160	2,129	22,409	18,129	2,608	1,672
District 3	667,574	386,819	233,046	9,312	14,486	23,911	504,908	303,472	166,874	6,807	10,709	17,046	364,685	231,934	116,902	15,849
	100.000%	57.944%	34.909%	1.395%	2.170%	3.582%	100.000%	60.104%	33.050%	1.348%	2.121%	3.376%	72.228%	63.598%	32.056%	4.346%
District 4																
Bienville	12,981	6,950	5,600	57	207	167	10,073	5,486	4,284	30	162	111	8,336	4,509	3,728	99
Bossier	128,746	81,052	32,551	3,492	3,273	8,378	95,876	62,931	22,440	2,448	2,477	5,580	65,726	48,229	13,555	3,942
*Caddo	96,709	64,471	24,102	2,780	2,049	3,307	75,045	51,999	17,177	2,001	1,534	2,334	57,519	41,832	12,662	3,025
Caldwell	9,645	7,646	1,632	51	150	166	7,478	5,969	1,224	46	116	123	5,813	4,959	762	92
Catahoula	8,906	5,776	2,395	46	119	570	6,951	4,557	1,736	33	87	538	6,113	4,363	1,695	55
Claiborne	14,170	7,263	6,360	88	185	274	11,507	6,258	4,824	55	140	230	8,390	4,557	3,677	156
Franklin	19,774	12,492	6,802	70	205	205	15,028	9,901	4,779	44	153	151	12,350	8,524	3,718	108
Grant	22,169	17,709	3,335	133	644	348	17,527	13,964	2,717	97	507	242	12,226	10,764	1,120	342
Jackson	15,031	9,967	4,166	175	255	468	11,783	7,967	3,125	140	174	377	9,375	6,570	2,610	195
La Salle	14,791	11,348	1,422	283	372	1,366	11,563	8,636	1,065	264	271	1,327	8,380	7,633	583	164
Lincoln	48,396	26,034	19,364	892	662	1,444	38,655	21,306	15,119	744	526	960	24,408	15,139	8,357	912
Morehouse	25,629	12,281	12,484	160	370	334	20,062	10,095	9,300	117	279	271	15,440	7,806	7,377	257
*Ouachita	107,147	79,382	19,744	2,092	2,279	3,650	81,386	61,988	13,575	1,506	1,790	2,527	65,166	53,307	9,406	2,453
*Rapides	83,146	60,583	14,789	1,917	2,395	3,462	63,527	47,716	10,158	1,407	1,824	2,422	48,485	39,311	6,813	2,361
Red River	7,620	4,195	3,106	25	171	123	5,714	3,338	2,164	3	116	93	5,475	3,034	2,358	83
Union	21,107	14,460	5,224	62	338	1,023	16,632	11,807	3,861	39	254	671	14,802	10,847	3,497	458
Webster	36,967	22,735	12,679	208	687	658	28,753	18,144	9,464	154	558	433	21,259	14,068	6,744	447
West Carroll	9,751	7,894	1,425	27	180	225	7,532	6,223	1,010	20	136	143	6,871	5,770	1,013	88
Winn	13,755	8,594	3,727	210	263	961	10,906	6,932	2,695	170	207	902	8,262	5,916	2,218	128
District 4	696,440	460,832	180,907	12,768	14,804	27,129	535,998	365,217	130,717	9,318	11,311	19,435	404,396	297,138	91,893	15,365
	100.000%	66.170%	25.976%	1.833%	2.126%	3.895%	100.000%	68.138%	24.388%	1.738%	2.110%	3.626%	75.447%	73.477%	22.724%	3.799%
District 5																
Acadia	57,576	44,480	10,864	238	573	1,421	42,943	34,071	7,383	173	400	916	36,151	29,438	5,995	718
Iberia	69,929	39,206	24,556	2,123	794	3,250	52,791	31,295	17,069	1,562	581	2,284	42,188	26,848	13,441	1,899
*Lafayette	202,797	141,520	39,915	6,173	2,875	12,314	154,583	111,851	27,622	4,472	2,165	8,473	124,207	97,762	19,164	7,281

Splits

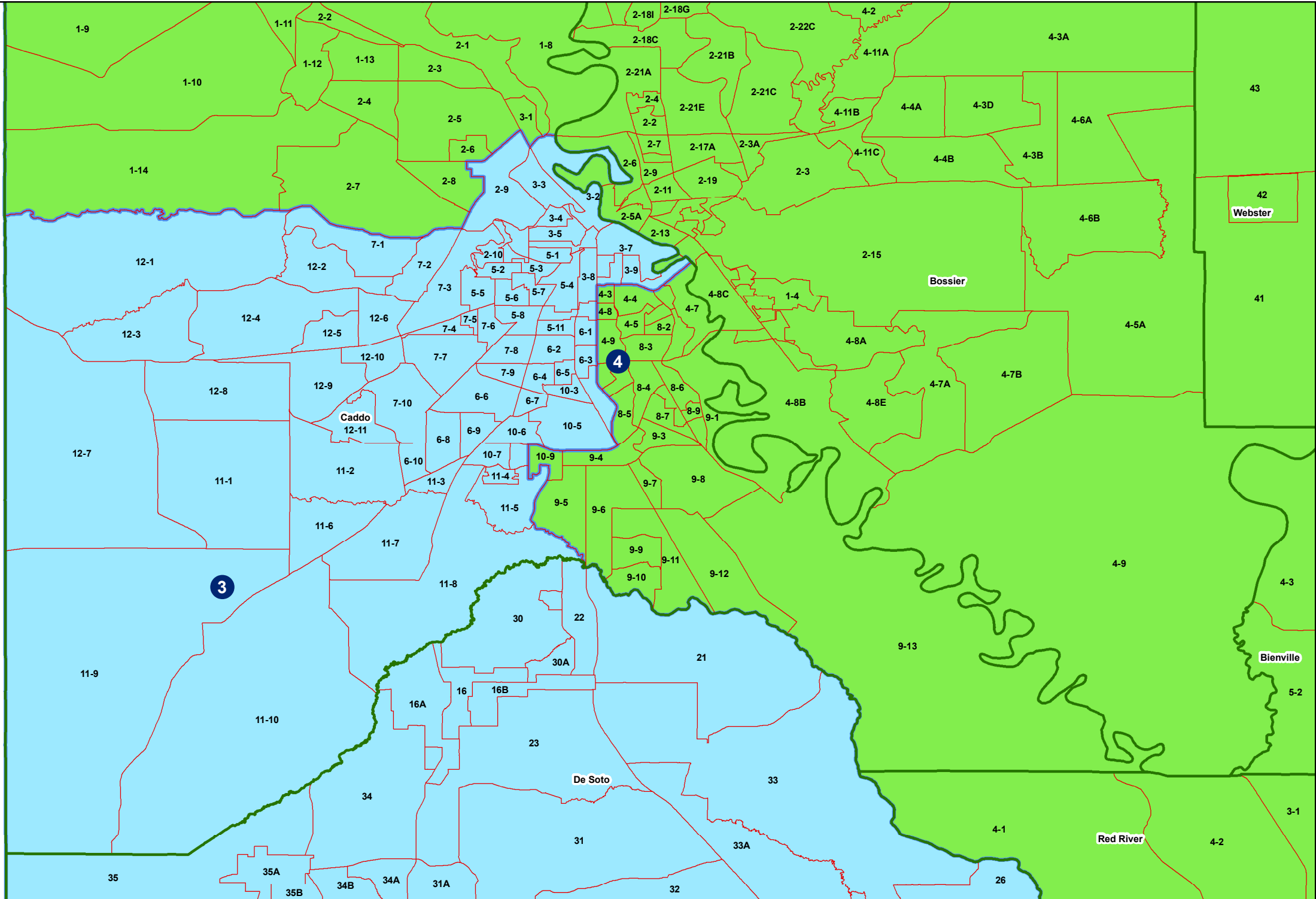
Plan: 242ES-54 (M. Johnson)

	Total Population	Total White	Total Black	Total Asian	Total American Indian	Total Other	VAP Total	VAP White	VAP Black	VAP Asian	VAP American Indian	VAP Other	Reg Total Dec 2023	Reg White Dec 2023	Reg Black Dec 2023	Reg Other Dec 2023
District 5																
Lafourche	97,557	71,710	15,855	1,025	4,224	4,743	74,619	56,838	11,077	738	2,777	3,189	54,238	45,481	6,277	2,480
St. Martin	51,767	33,259	15,921	597	539	1,451	39,404	26,278	11,293	407	413	1,013	33,997	23,306	9,880	811
St. Mary	49,406	26,949	15,991	835	1,670	3,961	37,521	21,594	11,520	593	1,173	2,641	29,204	17,999	9,570	1,635
Terrebonne	109,580	69,934	23,147	1,743	8,637	6,119	82,505	55,631	15,796	1,239	5,750	4,089	55,810	41,601	9,910	4,299
Vermilion	57,359	44,477	8,810	1,447	623	2,002	43,012	34,363	5,787	1,037	488	1,337	35,511	29,693	4,555	1,263
District 5	695,971	471,535	155,059	14,181	19,935	35,261	527,378	371,921	107,547	10,221	13,747	23,942	411,306	312,128	78,792	20,386
	100.000%	67.752%	22.280%	2.038%	2.864%	5.066%	100.000%	70.523%	20.393%	1.938%	2.607%	4.540%	77.991%	75.887%	19.157%	4.956%
District 6																
*Ascension	94,977	68,853	15,652	2,036	1,629	6,807	68,466	51,105	10,533	1,305	1,114	4,409	58,870	46,540	8,948	3,382
Assumption	21,039	13,722	6,220	96	258	743	16,616	11,145	4,707	57	197	510	13,323	8,977	4,131	215
*East Baton Rouge	207,792	138,419	42,920	10,246	2,868	13,339	165,636	114,592	31,356	7,815	2,298	9,575	129,050	97,762	21,868	9,420
*Jefferson	264,261	168,896	36,620	13,365	4,864	40,516	211,587	141,440	26,886	10,113	3,702	29,446	157,106	121,191	14,666	21,249
*Orleans	27,590	22,397	1,610	1,099	340	2,144	21,732	17,916	1,205	789	263	1,559	19,098	16,373	903	1,822
*St. Charles	33,440	24,922	4,954	553	686	2,325	24,982	19,209	3,352	352	467	1,602	21,601	17,595	2,727	1,279
*St. James	3,366	1,081	2,213	5	16	51	2,599	868	1,676	2	15	38	2,525	734	1,752	39
*St. John the Baptist	6,275	3,610	2,003	33	108	521	5,004	3,072	1,476	25	84	347	4,012	2,506	1,334	172
District 6	658,740	441,900	112,192	27,433	10,769	66,446	516,622	359,347	81,191	20,458	8,140	47,486	405,585	311,678	56,329	37,578
	100.000%	67.083%	17.031%	4.164%	1.635%	10.087%	100.000%	69.557%	15.716%	3.960%	1.576%	9.192%	78.507%	76.847%	13.888%	9.265%
District 7																
*Ascension	31,523	12,288	16,564	264	375	2,032	23,491	10,031	11,606	209	276	1,369	19,776	9,002	9,880	894
*Jefferson	176,520	52,039	89,597	9,659	2,822	22,403	133,067	42,695	65,289	7,579	2,133	15,371	96,327	31,745	51,536	13,046
*Orleans	352,399	103,267	216,125	10,482	3,280	19,245	281,560	91,643	164,136	8,685	2,655	14,441	217,481	69,304	129,166	19,011
*St. Charles	19,109	8,628	8,974	284	239	984	14,559	6,945	6,538	177	200	699	11,981	5,816	5,543	622
*St. James	16,826	8,892	7,549	55	66	264	12,906	7,015	5,621	29	49	192	12,006	6,382	5,444	180
*St. John the Baptist	36,202	10,267	23,193	370	357	2,015	27,499	8,550	16,961	298	266	1,424	23,472	6,832	15,319	1,321
District 7	632,579	195,381	362,002	21,114	7,139	46,943	493,082	166,879	270,151	16,977	5,579	33,496	381,043	129,081	216,888	35,074
	100.000%	30.886%	57.226%	3.338%	1.129%	7.421%	100.000%	33.844%	54.788%	3.443%	1.131%	6.793%	77.278%	33.876%	56.920%	9.205%

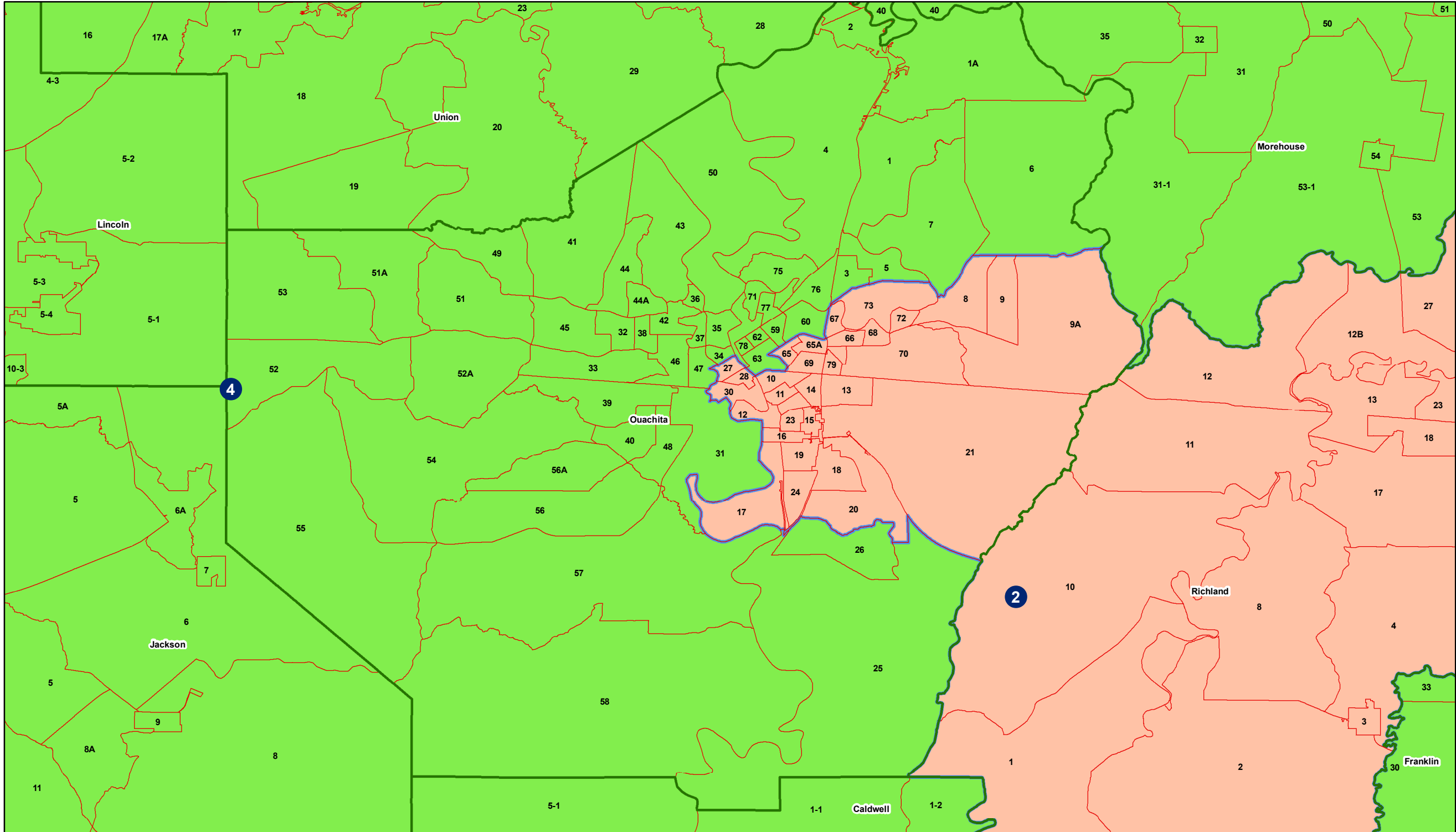
Supreme Court - Statewide



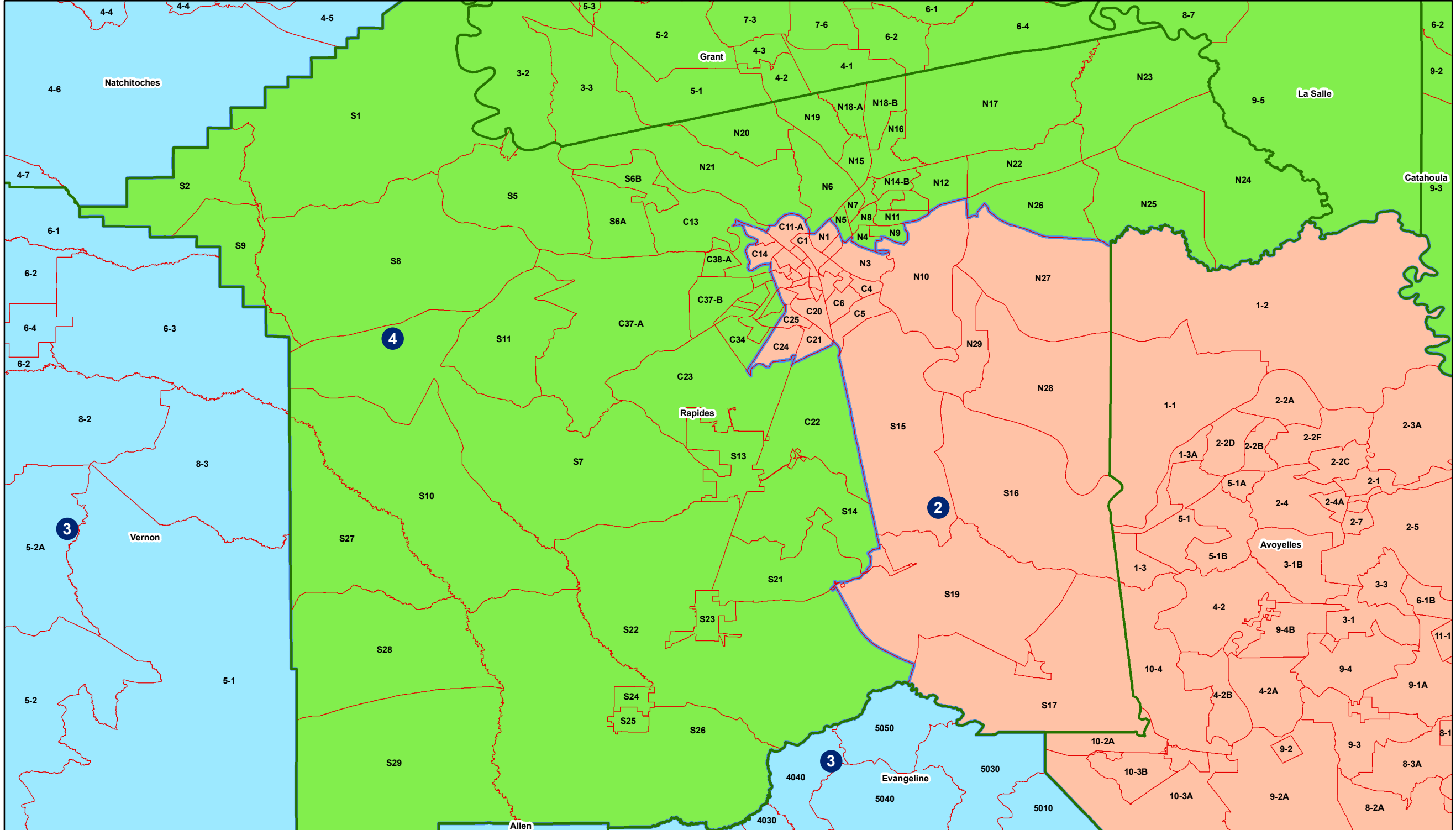
Supreme Court - Caddo



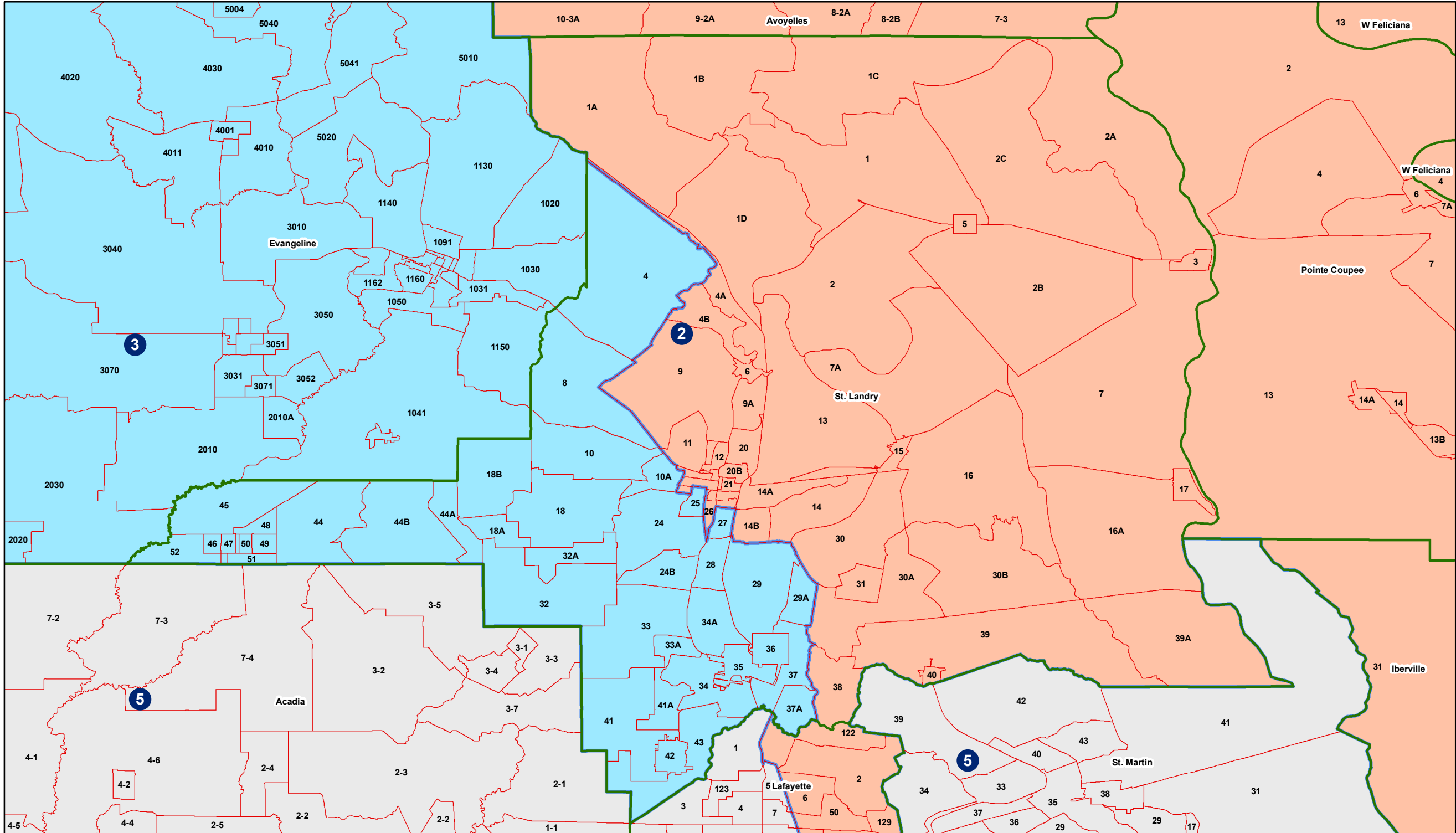
Supreme Court- Ouachita



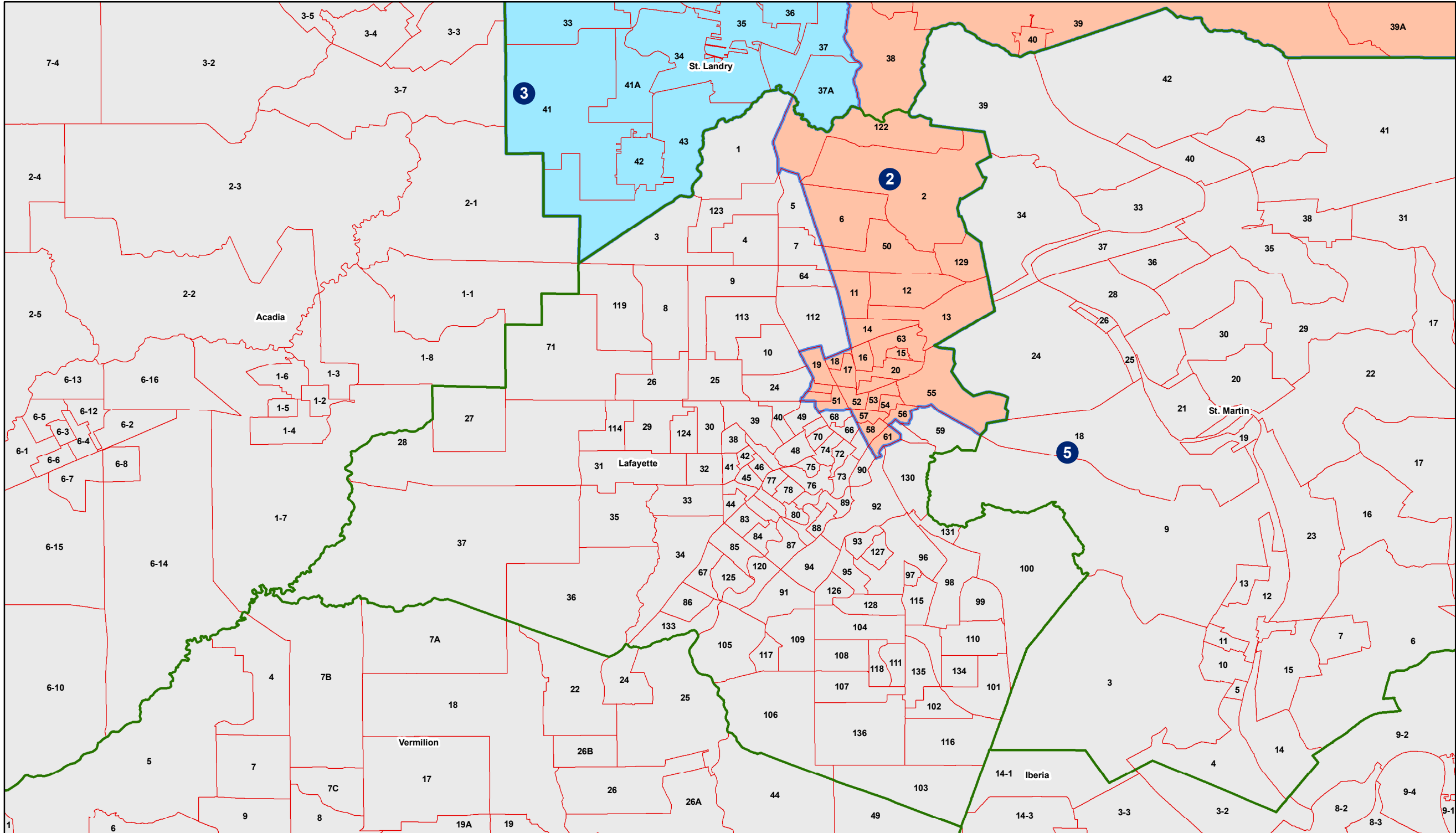
Supreme Court - Rapides



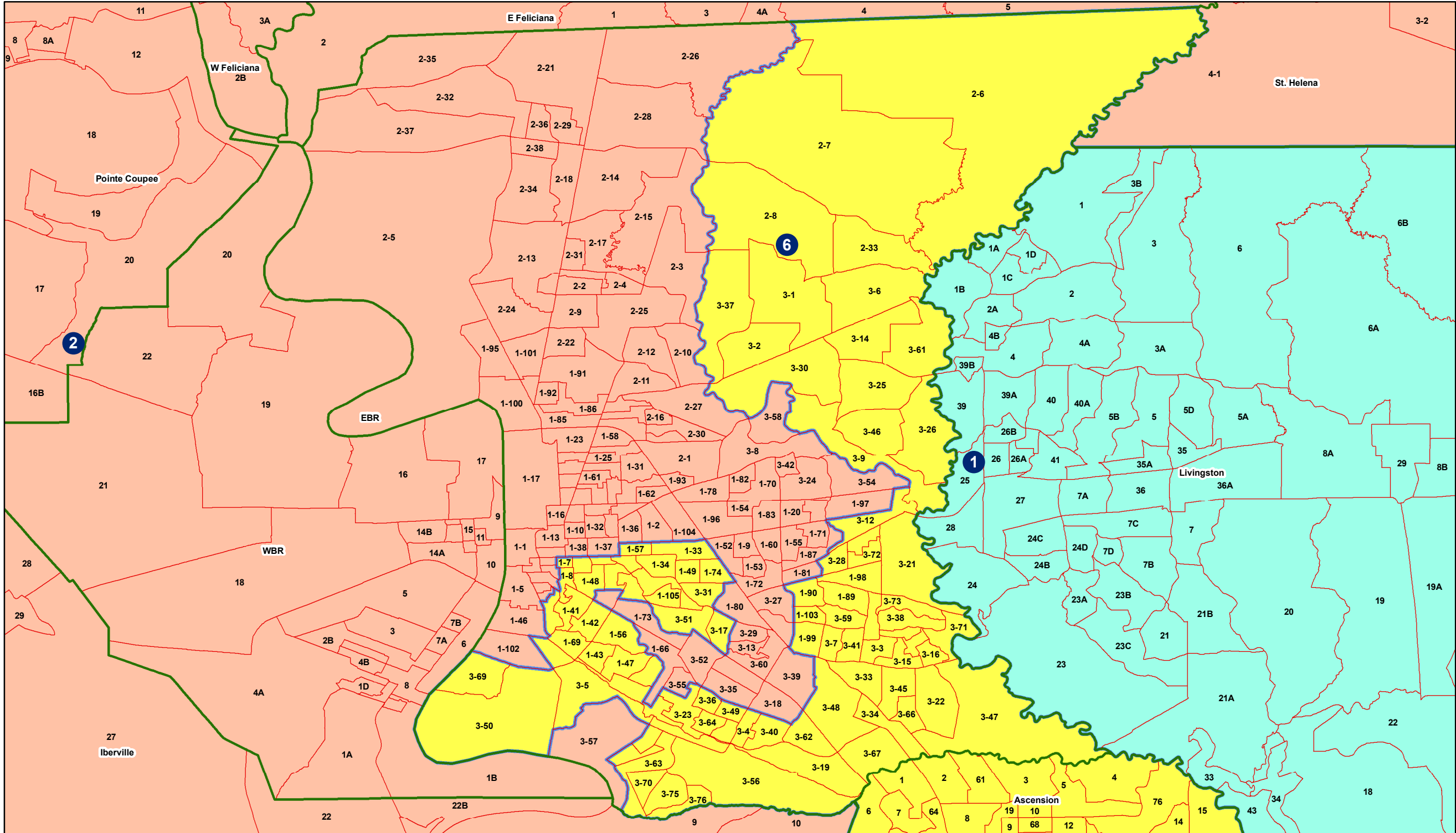
Supreme Court - St. Landry



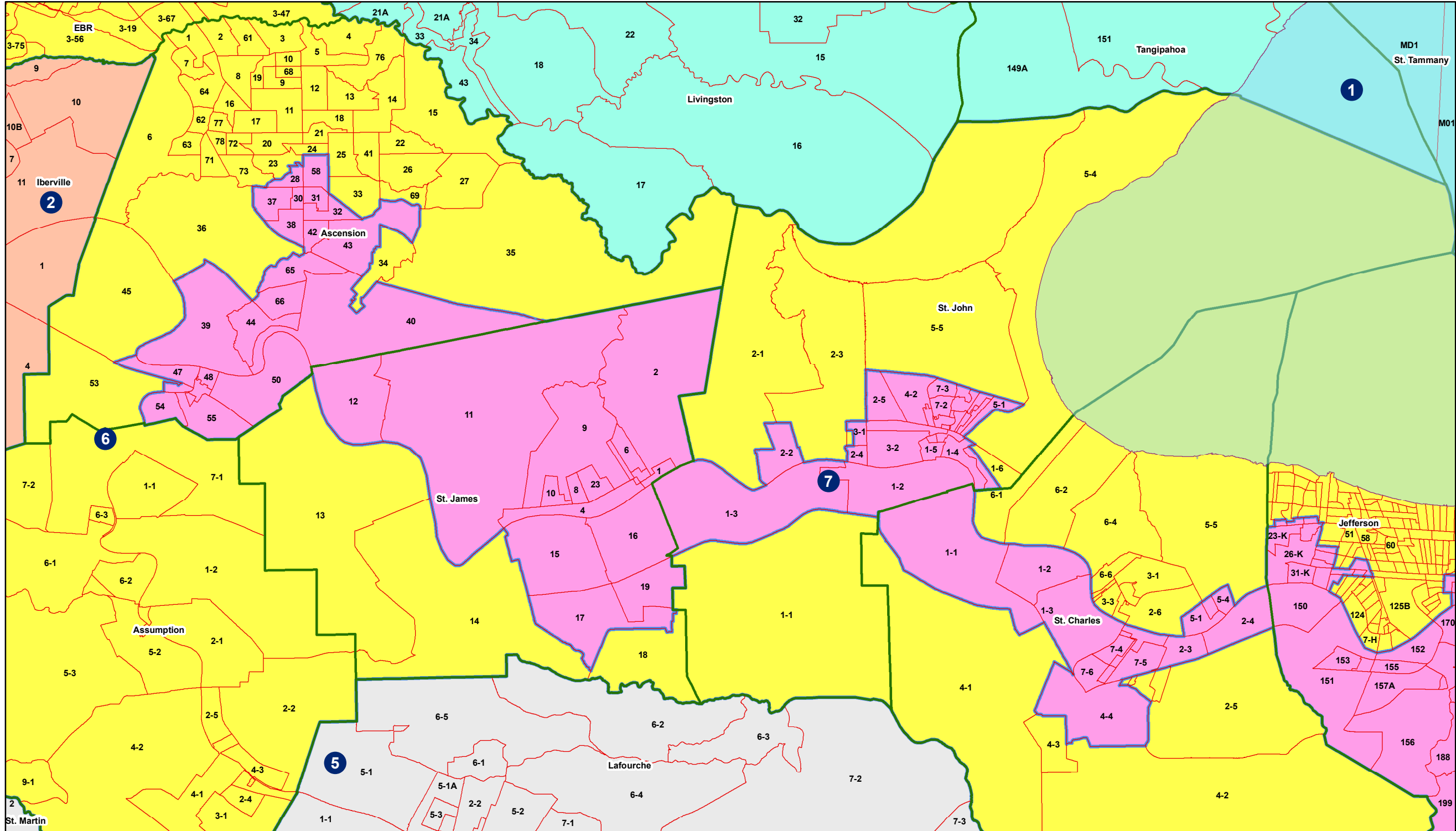
Supreme Court - Lafayette



Supreme Court - East Baton Rouge



Supreme Court - River Parishes



Supreme Court - Jefferson & Orleans

