

<b>FOR OFFICE USE ONLY</b>	

**HOUSE FLOOR AMENDMENTS**

Amendments proposed by Representative Iles to Engrossed House Bill No. 1  
by Representative Bruneau, et al.

1     AMENDMENT NO. 1

2     On page 4, delete lines 21 through 23 in their entirety and insert in lieu thereof  
3     the following:

4             "(22) District No. 22 is composed of Grant Parish; La  
5             Salle Parish and Precincts 1-1, 2-1, 2-3, 3-1, 6-1, 6-3, 7-1, 7-2,  
6             7-5, and 7-7 of Winn Parish."

7     AMENDMENT NO. 2

8     On page 5, delete lines 1 through 16 in their entirety and insert in lieu thereof  
9     the following:

10            "(24) District No. 24 is composed of Precincts 41, 56,  
11            and 57 of De Soto Parish; Red River Parish; Sabine Parish and  
12            Precincts 2-1, 2-1A, 2-2, 2-3, 2-3A, 3-1, 3-4, and 3-5 of Vernon  
13            Parish.

14            (25) District No. 25 is composed of Precincts C13, C22,  
15            C23, C24, C27, C29, C30, C31, C32, C33, C34, C35, C36, C37,  
16            C38, S1, S2, S3, S4, S5, S6, S8, S9, S11, S12, S13, S14, S15,  
17            S19, S20, S21, S22, S23, S24, S25, and S26 of Rapides Parish.

18            (26) District No. 26 is composed of Precincts C1, C2,  
19            C3, C4, C5, C6, C7, C8, C9, C10, C11, C12, C14, C15, C16,  
20            C17, C18, C19, C20, C21, C25, C26, C28, N1, N2, N3, N4, and  
21            N9 of Rapides Parish.

22            (27) District No. 27 is composed of Precincts 4-3, 4-4,  
23            5-1, 5-3, 5-4C, 5-4-R, and 5-5 of Evangeline Parish and  
24            Precincts N5, N6, N7, N8, N10, N11, N12, N13, N14, N15,  
25            N16, N17, N18, N19, N20, N21, N22, N23, N24, N25, N26,  
26            N27, N28, N29, S16, S17, and S18 of Rapides Parish."

27     AMENDMENT NO. 3

28     On page 5, delete lines 22 through 26 in their entirety and delete pages 6 and  
29     7 in their entirety and on page 8 delete lines 1 through 14 and insert in lieu  
30     thereof the following:

CODING: Words in ~~struck through~~ type are deletions from existing law;  
words underscored are additions.

1                   "(30) District No. 30 is composed of Precincts 2-A, 3, 4,  
 2                   5, 6, 7, 8, 27, 27A, and 30 of Beauregard Parish; Precincts S10,  
 3                   S27, S28, and S29 of Rapides Parish and Precincts 1-1, 1-1A, 1-  
 4                   2, 1-3, 1-3A, 1-4, 1-5, 1-6, 1-7, 1-8, 1-9, 2-4, 2-4A, 2-4B, 3-2,  
 5                   3-3, 4-1, 4-2, 5-1, 5-2, 6-1, 6-2, 6-3, 6-4, 7-2, 7-3, 7-4, 7-5, 7-  
 6                   5A, 7-5B, 8-1, 8-2, and 8-3 of Vernon Parish.

7                   (31) District No. 31 is composed of Precincts 1, 2, 9, 10,  
 8                   12A, 13, 14, 15, 15A, 16, 17, 18, 25, 26, 26A, and 28 of  
 9                   Beauregard Parish; Precincts 460, 560, 561, 562, and 660 of  
 10                  Calcasieu Parish and Precincts 4-3, 4-3A, 4-3B, 7-1, and 7-2A  
 11                  of Vernon Parish.

12                  (32) District No. 32 is composed of Allen Parish;  
 13                  Precincts 11, 12, 19, 19A, 20, 21, and 22 of Beauregard Parish  
 14                  and Precincts 160, 161, 600, 601, 602, 603, 661, 662, 663, and  
 15                  664 of Calcasieu Parish.

16                  (33) District No. 33 is composed of Precincts 363, 365,  
 17                  366, 400, 401, 402, 403, 404, 405, 406, 407, 408, 461, 462,  
 18                  465, 466, 467, 468, 469, 700, 701, 702, 703, 760, 761, and 762  
 19                  of Calcasieu Parish.

20                  (34) District No. 34 is composed of Precincts 300, 301,  
 21                  302, 303, 304, 305, 307, 308, 309, 310, 311, 312, 313, 314,  
 22                  315, 319, 320, 321, 322, 323, 324, 328, 329, 330, 361, and 364  
 23                  of Calcasieu Parish.

24                  (35) District No. 35 is composed of Precincts 162, 163,  
 25                  164, 165, 166, 167, 306, 316, 317, 318, 325, 326, 360, 362,  
 26                  440, 441, 463, 464, 800, 801, 860, and 861 of Calcasieu Parish.

27                  (36) District No. 36 is composed of Precincts 260, 261,  
 28                  262, 327, 331, 332, 333, 334, 335, 336, 337, 338, 339, 367,  
 29                  368, 369, 370, and 371 of Calcasieu Parish and Cameron Parish.

30                  (37) District No. 37 is composed of Precincts 2-5, 4-1,  
 31                  4-2, 4-3, 4-4, 4-5, 4-6, 5-1A, 5-1B, 5-2A, 5-2B, 5-3, 5-4, 5-5, 6-  
 32                  13, and 6-15 of Acadia Parish and Jefferson Davis Parish.

33                  (38) District No. 38 is composed of Precincts 1-1-0, 1-1-  
 34                  1, 1-2, 1-3, 1-4C, 1-4R, 1-5, 1-6, 1-7, 1-8-0, 1-8-1, 1-8-2, 1-9-  
 35                  0C, 1-9R, 1-10-0, 1-10-1, 1-11, 1-12, 1-13-0, 1-13-1, 1-14, 1-  
 36                  15, 1-16-1R, 1-16-OR, 1-17-C, 1-17-R, 2-1, 2-3, 2-4, 3-1, 3-2,  
 37                  3-3, 3-4, 3-5, 3-6, 3-7, 4-1-0R, 4-1-1R, 4-1-2R, 4-1C, 4-2-0, 4-  
 38                  2-1, and 5-2 of Evangeline Parish and Precincts 1-6, 1-19, 1-26,  
 39                  4-1, 4-2, 4-3, 4-4, 4-5, 4-6, 4-7, 4-8, 4-9, 4-11, 4-12, 4-13, 4-14,  
 40                  5-2, 5-4, and 6-1 of St. Landry Parish.

41                  (39) District No. 39 is composed of Precincts 1, 2, 3, 4,  
 42                  5, 6, 7, 8, 9, 11, 12, 13, 25, 26, and 30 of Lafayette Parish and  
 43                  Precincts 1-17, 1-28, 2-7, 3-1, 3-2, 3-3, 3-4, 3-5, and 3-6 of St.  
 44                  Landry Parish.

1           (40) District No. 40 is composed of Precincts 1-1, 1-2,  
 2           1-3, 1-4, 1-4A, 1-5, 1-7, 1-8, 1-8A, 1-9, 1-10, 1-11, 1-12, 1-13,  
 3           1-14, 1-15, 1-15A, 1-16, 1-18, 1-20, 1-21, 1-22, 1-23, 1-24, 1-  
 4           25, 1-29, 2-1, 2-2, 2-3, 2-4, 2-5, 2-6, 2-8, 2-9, 4-10, 5-1, 5-3, 5-  
 5           5, 5-6, 5-7, 5-8, and 6-11 of St. Landry Parish.

6           (41) District No. 41 is composed of Precincts 1-1, 1-2A,  
 7           1-3A, 1-3B, 1-5B, 1-6, 1-7, 1-8, 1-11, 2-1, 2-2, 2-3, 2-4, 3-1, 3-  
 8           2, 3-3A, 3-3B, 3-4, 3-5, 3-6, 3-7, 6-16, 7-1, 7-2, 7-3, and 7-4 of  
 9           Acadia Parish; Precincts 2-2 and 2-5 of Evangeline Parish and  
 10          Precincts 6-2, 6-3, 6-4, 6-5, 6-6, 6-7, 6-8, 6-9, 6-10, 6-12, 6-13,  
 11          6-13A, 6-14, 6-15, and 6-16 of St. Landry Parish.

12          (42) District No. 42 is composed of Precincts 1-2B, 1-  
 13          4A, 1-4B, 1-5A, 1-9, 1-10, 6-1, 6-2, 6-3A, 6-3B, 6-4, 6-5, 6-6,  
 14          6-7, 6-8, 6-9, 6-11, 6-12, and 6-14 of Acadia Parish and  
 15          Precincts 27, 28, 29, 31, 32, 34, 36, 37, 67, 71, and 86 of  
 16          Lafayette Parish.

17          (43) District No. 43 is composed of Precincts 73, 87, 88,  
 18          89, 90, 91, 92, 93, 94, 95, 96, 97, 98, 99, 100, 101, 102, 104,  
 19          105, and 107 of Lafayette Parish.

20          (44) District No. 44 is composed of Precincts 10, 14, 15,  
 21          16, 17, 18, 19, 20, 21, 22, 23, 24, 50, 51, 52, 53, 54, 55, 56, 57,  
 22          58, 59, 60, 61, 62, 63, 64, 65, 66, 68, and 72 of Lafayette Parish  
 23          and Precinct 7-3 of St. Martin Parish.

24          (45) District No. 45 is composed of Precincts 33, 35, 38,  
 25          39, 40, 41, 42, 43, 44, 45, 46, 47, 48, 49, 69, 70, 74, 75, 76, 77,  
 26          78, 79, 80, 81, 82, 83, 84, and 85 of Lafayette Parish.

27          (46) District No. 46 is composed of Precincts 1-1, 1-3,  
 28          1-4, 1-6, 1-7, 2-1 & 2-3, 2-2, 2-4, 3-1, 3-2, 3-3, 3-4, 3-5, 3-6, 3-  
 29          7, 3-8, 3-9, 4-1, 4-2, 4-3, 4-4, 4-5, 4-6, 5-1, 5-2, 5-3 & 5-4, 6-1,  
 30          6-2, 6-3, 6-4, 7-1, 7-2, 7-4, 8-1, 8-2, 8-3, 8-4, 9-1, 9-2, 9-3, 9-4,  
 31          and 9-5 of St. Martin Parish.

32          (47) District No. 47 is composed of Precincts 5-6 and 6-  
 33          10 of Acadia Parish; Precinct 106 of Lafayette Parish and  
 34          Precincts 1, 2, 3, 5, 6, 7, 8, 9, 10, 11, 12, 13, 14, 15, 16, 18, 19,  
 35          20A, 20B, 21, 23, 24, 25, 26, 27A, 28, 29, 30, 31B, 32B, 34, 35,  
 36          36A, 37, 38, 39, 40, 41, 44, 46A, 46B, and 47 of Vermilion  
 37          Parish."

38         AMENDMENT NO. 4

39         On page 8, delete lines 18 through 22 in their entirety and insert in lieu thereof  
 40         the following:

41                 "(49) District No. 49 is composed of Precincts 2-3, 3-3,  
 42                 6-3, 8-4, 8-5, 9-1, 10-1, 10-3, 10-4, 11-1, 11-2, 12-1, 12-2, 12-3,  
 43                 12-4, 13-1, 13-2, 13-3, 13-4, 14-1, 14-2, 14-3, 14-4, and 14-5 of  
 44                 Iberia Parish; Precinct 103 of Lafayette Parish and Precincts 42,

CODING: Words in ~~struck through~~ type are deletions from existing law; words underscored are additions.

1 43, 45A, 45B, 49B, 50, 51, 52A, 52B, 53, 54, 55, 56, and 57 of  
2 Vermilion Parish."

# Plan Statistics

Districts:	# of Members	Actual Population	Ideal Population	Absolute Deviation	Relative Deviation
District 1	1	42,333	42,561	-228	-0.536%
District 2	1	41,117	42,561	-1,444	-3.393%
District 3	1	42,654	42,561	93	0.219%
District 4	1	41,163	42,561	-1,398	-3.285%
District 5	1	41,854	42,561	-707	-1.661%
District 6	1	42,212	42,561	-349	-0.820%
District 7	1	40,632	42,561	-1,929	-4.532%
District 8	1	42,697	42,561	136	0.320%
District 9	1	40,790	42,561	-1,771	-4.161%
District 10	1	41,831	42,561	-730	-1.715%
District 11	1	44,347	42,561	1,786	4.196%
District 12	1	42,260	42,561	-301	-0.707%
District 13	1	41,243	42,561	-1,318	-3.097%
District 14	1	43,528	42,561	967	2.272%
District 15	1	44,655	42,561	2,094	4.920%
District 16	1	40,911	42,561	-1,650	-3.877%
District 17	1	41,428	42,561	-1,133	-2.662%
District 18	1	41,089	42,561	-1,472	-3.459%
District 19	1	41,837	42,561	-724	-1.701%
District 20	1	42,743	42,561	182	0.428%
District 21	1	41,580	42,561	-981	-2.305%
District 22	1	41,087	42,561	-1,474	-3.463%
District 23	1	40,970	42,561	-1,591	-3.738%
District 24	1	40,674	42,561	-1,887	-4.434%
District 25	1	40,613	42,561	-1,948	-4.577%
District 26	1	41,131	42,561	-1,430	-3.360%
District 27	1	43,618	42,561	1,057	2.483%
District 28	1	41,481	42,561	-1,080	-2.538%
District 29	1	43,721	42,561	1,160	2.725%
District 30	1	40,884	42,561	-1,677	-3.940%
District 31	1	41,938	42,561	-623	-1.464%
District 32	1	42,681	42,561	120	0.282%
District 33	1	43,195	42,561	634	1.490%
District 34	1	44,688	42,561	2,127	4.998%
District 35	1	44,388	42,561	1,827	4.293%
District 36	1	44,614	42,561	2,053	4.824%
District 37	1	43,463	42,561	902	2.119%
District 38	1	44,166	42,561	1,605	3.771%
District 39	1	44,335	42,561	1,774	4.168%
District 40	1	44,209	42,561	1,648	3.872%
District 41	1	44,478	42,561	1,917	4.504%
District 42	1	44,666	42,561	2,105	4.946%
District 43	1	44,263	42,561	1,702	3.999%
District 44	1	44,187	42,561	1,626	3.820%
District 45	1	44,197	42,561	1,636	3.844%
District 46	1	44,672	42,561	2,111	4.960%
District 47	1	44,074	42,561	1,513	3.555%
District 48	1	40,865	42,561	-1,696	-3.985%
District 49	1	44,637	42,561	2,076	4.878%
District 50	1	41,366	42,561	-1,195	-2.808%
District 51	1	44,586	42,561	2,025	4.758%
District 52	1	44,664	42,561	2,103	4.941%
District 53	1	44,541	42,561	1,980	4.652%
District 54	1	43,289	42,561	728	1.710%
District 55	1	43,703	42,561	1,142	2.683%
District 56	1	44,030	42,561	1,469	3.452%
District 57	1	44,221	42,561	1,660	3.900%
District 58	1	43,686	42,561	1,125	2.643%
District 59	1	43,377	42,561	816	1.917%
District 60	1	40,601	42,561	-1,960	-4.605%
District 61	1	44,472	42,561	1,911	4.490%

# Plan Statistics

Districts:	# of Members	Actual Population	Ideal Population	Absolute Deviation	Relative Deviation
District 62	1	43,452	42,561	891	2.093%
District 63	1	44,156	42,561	1,595	3.748%
District 64	1	40,726	42,561	-1,835	-4.311%
District 65	1	41,750	42,561	-811	-1.906%
District 66	1	41,425	42,561	-1,136	-2.669%
District 67	1	41,219	42,561	-1,342	-3.153%
District 68	1	43,168	42,561	607	1.426%
District 69	1	42,607	42,561	46	0.108%
District 70	1	43,717	42,561	1,156	2.716%
District 71	1	42,802	42,561	241	0.566%
District 72	1	42,904	42,561	343	0.806%
District 73	1	44,437	42,561	1,876	4.408%
District 74	1	43,891	42,561	1,330	3.125%
District 75	1	42,478	42,561	-83	-0.195%
District 76	1	43,296	42,561	735	1.727%
District 77	1	43,549	42,561	988	2.321%
District 78	1	44,240	42,561	1,679	3.945%
District 79	1	43,334	42,561	773	1.816%
District 80	1	43,165	42,561	604	1.419%
District 81	1	41,531	42,561	-1,030	-2.420%
District 82	1	42,051	42,561	-510	-1.198%
District 83	1	40,537	42,561	-2,024	-4.756%
District 84	1	40,812	42,561	-1,749	-4.109%
District 85	1	42,542	42,561	-19	-0.045%
District 86	1	41,140	42,561	-1,421	-3.339%
District 87	1	42,057	42,561	-504	-1.184%
District 88	1	44,114	42,561	1,553	3.649%
District 89	1	40,914	42,561	-1,647	-3.870%
District 90	1	41,166	42,561	-1,395	-3.278%
District 91	1	40,966	42,561	-1,595	-3.748%
District 92	1	44,404	42,561	1,843	4.330%
District 93	1	41,404	42,561	-1,157	-2.718%
District 94	1	40,457	42,561	-2,104	-4.943%
District 95	1	41,016	42,561	-1,545	-3.630%
District 96	1	42,800	42,561	239	0.562%
District 97	1	41,480	42,561	-1,081	-2.540%
District 98	1	43,049	42,561	488	1.147%
District 99	1	41,268	42,561	-1,293	-3.038%
District 100	1	40,534	42,561	-2,027	-4.763%
District 101	1	40,874	42,561	-1,687	-3.964%
District 102	1	41,072	42,561	-1,489	-3.499%
District 103	1	41,587	42,561	-974	-2.288%
District 104	1	40,597	42,561	-1,964	-4.615%
District 105	1	40,953	42,561	-1,608	-3.778%

<b>Grand Total:</b>	<b>105</b>	<b>4,468,976</b>	<b>4,468,905</b>
---------------------	------------	------------------	------------------

<b>Ideal Population Per Member:</b>	<b>42,561</b>	
Number of Districts for Plan Type:	105	
Range of District Populations:	40,457 to	44,688
Absolute Mean Deviation	40	
Absolute Range:	-2,104 to	2,127
<b>Absolute Overall Range:</b>	<b>4,231</b>	
Relative Mean Deviation:	0.00%	
Relative Range:	-4.94% to	5.00%
<b>Relative Overall Range:</b>	<b>9.94%</b>	

<b>Ideal - Actual:</b>	<b>-71</b>
<b>Remainder:</b>	<b>71</b>
<b>Unassigned Population:</b>	<b>0</b>

# District Summary

## Total Population Ethnic Breakout

Name	Tot Pop	Tot White	Tot Black	Tot Asian	Tot Other	Tot Hispanic	Reg Total
District 1	42,333	30,751	10,820	127	635	475	22,766
	100.000%	72.641%	25.559%	0.300%	1.500%	1.122%	73.370%
District 2	41,117	9,508	30,838	209	562	791	19,699
	100.000%	23.124%	75.001%	0.508%	1.367%	1.924%	66.456%
District 3	42,654	7,035	35,142	177	300	378	20,651
	100.000%	16.493%	82.389%	0.415%	0.703%	0.886%	71.029%
District 4	41,163	13,516	27,043	184	420	588	22,312
	100.000%	32.835%	65.697%	0.447%	1.020%	1.428%	75.198%
District 5	41,854	33,371	7,047	654	782	868	23,272
	100.000%	79.732%	16.837%	1.563%	1.868%	2.074%	72.935%
District 6	42,212	35,209	5,549	723	731	972	25,421
	100.000%	83.410%	13.146%	1.713%	1.732%	2.303%	77.442%
District 7	40,632	27,815	11,987	211	619	625	24,303
	100.000%	68.456%	29.501%	0.519%	1.523%	1.538%	82.815%
District 8	42,697	32,085	8,634	878	1,100	1,531	21,355
	100.000%	75.146%	20.222%	2.056%	2.576%	3.586%	69.077%
District 9	40,790	31,607	7,845	506	832	974	22,009
	100.000%	77.487%	19.233%	1.241%	2.040%	2.388%	76.161%
District 10	41,831	27,405	13,841	122	463	378	24,104
	100.000%	65.514%	33.088%	0.292%	1.107%	0.904%	77.440%
District 11	44,347	18,368	25,258	376	345	451	21,884
	100.000%	41.419%	56.955%	0.848%	0.778%	1.017%	64.395%
District 12	42,260	32,070	9,277	314	599	685	25,975
	100.000%	75.887%	21.952%	0.743%	1.417%	1.621%	81.662%
District 13	41,243	30,258	10,501	115	369	331	24,547
	100.000%	73.365%	25.461%	0.279%	0.895%	0.803%	79.600%
District 14	43,528	29,407	13,697	141	283	393	26,940
	100.000%	67.559%	31.467%	0.324%	0.650%	0.903%	85.129%
District 15	44,655	39,510	4,433	199	513	612	25,633
	100.000%	88.478%	9.927%	0.446%	1.149%	1.371%	78.061%
District 16	40,911	33,131	6,752	626	402	545	23,774
	100.000%	80.983%	16.504%	1.530%	0.983%	1.332%	74.403%
District 17	41,428	5,127	35,908	196	197	348	22,991
	100.000%	12.376%	86.676%	0.473%	0.476%	0.840%	86.112%
District 18	41,089	24,746	15,933	96	314	475	24,205
	100.000%	60.225%	38.777%	0.234%	0.764%	1.156%	77.792%
District 19	41,837	26,174	15,123	110	430	639	24,298
	100.000%	62.562%	36.147%	0.263%	1.028%	1.527%	78.900%
District 20	42,743	30,612	11,645	90	396	418	27,218
	100.000%	71.619%	27.244%	0.211%	0.926%	0.978%	86.723%
District 21	41,580	17,804	23,398	88	290	526	25,013
	100.000%	42.819%	56.272%	0.212%	0.697%	1.265%	86.685%
District 22	41,087	33,104	7,207	103	673	409	24,670
	100.000%	80.570%	17.541%	0.251%	1.638%	0.995%	82.975%
District 23	40,970	23,981	15,673	206	1,110	581	23,305
	100.000%	58.533%	38.255%	0.503%	2.709%	1.418%	76.848%
District 24	40,674	29,547	8,322	126	2,679	853	24,440
	100.000%	72.643%	20.460%	0.310%	6.587%	2.097%	82.609%
District 25	40,613	30,702	8,481	480	950	860	23,665
	100.000%	75.596%	20.882%	1.182%	2.339%	2.118%	79.134%
District 26	41,131	13,071	27,104	541	415	361	21,426
	100.000%	31.779%	65.897%	1.315%	1.009%	0.878%	73.801%

# District Summary

## Total Population Ethnic Breakout

Name	Tot Pop	Tot White	Tot Black	Tot Asian	Tot Other	Tot Hispanic	Reg Total
District 27	43,618	39,173	3,516	206	723	514	25,487
	100.000%	89.809%	8.061%	0.472%	1.658%	1.178%	78.983%
District 28	41,481	28,402	12,362	93	624	404	23,201
	100.000%	68.470%	29.802%	0.224%	1.504%	0.974%	76.389%
District 29	43,721	7,833	34,429	1,179	280	578	22,191
	100.000%	17.916%	78.747%	2.697%	0.640%	1.322%	75.216%
District 30	40,884	32,953	5,469	672	1,790	1,407	21,674
	100.000%	80.601%	13.377%	1.644%	4.378%	3.441%	72.700%
District 31	41,938	30,924	8,565	743	1,706	2,143	15,500
	100.000%	73.737%	20.423%	1.772%	4.068%	5.110%	52.430%
District 32	42,681	33,941	7,674	212	854	1,261	21,660
	100.000%	79.523%	17.980%	0.497%	2.001%	2.954%	68.935%
District 33	43,195	39,415	3,027	218	535	567	26,839
	100.000%	91.249%	7.008%	0.505%	1.239%	1.313%	86.149%
District 34	44,688	12,681	31,272	274	461	462	27,631
	100.000%	28.377%	69.979%	0.613%	1.032%	1.034%	85.715%
District 35	44,388	37,734	5,692	324	638	724	27,570
	100.000%	85.009%	12.823%	0.730%	1.437%	1.631%	85.941%
District 36	44,614	39,640	3,732	603	639	773	27,577
	100.000%	88.851%	8.365%	1.352%	1.432%	1.733%	83.737%
District 37	43,463	36,841	6,131	96	395	398	26,422
	100.000%	84.764%	14.106%	0.221%	0.909%	0.916%	85.984%
District 38	44,166	30,770	13,035	104	257	416	26,878
	100.000%	69.669%	29.514%	0.235%	0.582%	0.942%	87.122%
District 39	44,335	33,359	10,258	264	454	573	25,836
	100.000%	75.243%	23.137%	0.595%	1.024%	1.292%	82.393%
District 40	44,209	17,890	25,887	116	316	379	24,565
	100.000%	40.467%	58.556%	0.262%	0.715%	0.857%	79.196%
District 41	44,478	32,628	11,452	86	312	473	25,397
	100.000%	73.358%	25.748%	0.193%	0.701%	1.063%	81.213%
District 42	44,666	35,653	8,206	418	389	625	25,754
	100.000%	79.821%	18.372%	0.936%	0.871%	1.399%	81.728%
District 43	44,263	39,269	3,901	511	582	861	26,082
	100.000%	88.717%	8.813%	1.154%	1.315%	1.945%	81.734%
District 44	44,187	14,285	29,145	319	438	536	24,534
	100.000%	32.329%	65.958%	0.722%	0.991%	1.213%	77.409%
District 45	44,197	39,259	3,306	936	696	1,001	26,850
	100.000%	88.827%	7.480%	2.118%	1.575%	2.265%	79.204%
District 46	44,672	30,235	13,651	473	313	380	27,748
	100.000%	67.682%	30.558%	1.059%	0.701%	0.851%	87.680%
District 47	44,074	35,835	7,018	881	340	620	27,048
	100.000%	81.306%	15.923%	1.999%	0.771%	1.407%	85.317%
District 48	40,865	25,623	13,791	1,022	429	566	23,914
	100.000%	62.702%	33.748%	2.501%	1.050%	1.385%	83.324%
District 49	44,637	33,606	9,510	740	781	686	26,274
	100.000%	75.287%	21.305%	1.658%	1.750%	1.537%	83.910%
District 50	41,366	25,485	14,371	244	1,266	555	24,542
	100.000%	61.609%	34.741%	0.590%	3.060%	1.342%	85.144%
District 51	44,586	30,289	10,768	879	2,650	1,034	24,284
	100.000%	67.934%	24.151%	1.971%	5.944%	2.319%	76.688%
District 52	44,664	36,927	5,699	362	1,676	821	24,499
	100.000%	82.677%	12.760%	0.810%	3.752%	1.838%	75.841%



# District Summary

## Total Population Ethnic Breakout

Name	Tot Pop	Tot White	Tot Black	Tot Asian	Tot Other	Tot Hispanic	Reg Total
District 53	44,541	31,818	8,254	539	3,930	662	21,706
	100.000%	71.435%	18.531%	1.210%	8.823%	1.486%	70.013%
District 54	43,289	38,436	2,211	408	2,234	742	24,666
	100.000%	88.789%	5.108%	0.943%	5.161%	1.714%	77.988%
District 55	43,703	33,625	9,241	277	560	446	23,689
	100.000%	76.940%	21.145%	0.634%	1.281%	1.021%	74.388%
District 56	44,030	30,081	13,003	284	662	1,312	24,919
	100.000%	68.319%	29.532%	0.645%	1.504%	2.980%	80.691%
District 57	44,221	25,001	18,299	278	643	1,098	25,642
	100.000%	56.536%	41.381%	0.629%	1.454%	2.483%	84.438%
District 58	43,686	14,386	28,972	78	250	453	26,038
	100.000%	32.930%	66.319%	0.179%	0.572%	1.037%	83.274%
District 59	43,377	37,604	4,606	217	950	1,447	23,790
	100.000%	86.691%	10.619%	0.500%	2.190%	3.336%	78.536%
District 60	40,601	24,406	15,793	89	313	454	26,225
	100.000%	60.112%	38.898%	0.219%	0.771%	1.118%	90.108%
District 61	44,472	9,722	34,116	345	289	477	22,466
	100.000%	21.861%	76.713%	0.776%	0.650%	1.073%	71.653%
District 62	43,452	29,038	13,738	226	450	539	24,672
	100.000%	66.828%	31.616%	0.520%	1.036%	1.240%	78.371%
District 63	44,156	10,728	33,065	127	236	334	23,348
	100.000%	24.296%	74.882%	0.288%	0.534%	0.756%	74.288%
District 64	40,726	34,794	5,461	81	390	341	24,687
	100.000%	85.434%	13.409%	0.199%	0.958%	0.837%	86.270%
District 65	41,750	35,636	4,749	732	633	830	24,615
	100.000%	85.356%	11.375%	1.753%	1.516%	1.988%	80.922%
District 66	41,425	30,307	9,044	1,510	564	878	23,784
	100.000%	73.161%	21.832%	3.645%	1.361%	2.119%	73.804%
District 67	41,219	14,524	24,332	1,654	709	1,015	18,008
	100.000%	35.236%	59.031%	4.013%	1.720%	2.462%	56.354%
District 68	43,168	31,836	9,556	1,274	502	960	24,263
	100.000%	73.749%	22.137%	2.951%	1.163%	2.224%	69.188%
District 69	42,607	37,505	3,583	1,009	510	909	27,011
	100.000%	88.025%	8.409%	2.368%	1.197%	2.133%	84.357%
District 70	43,717	32,683	8,952	1,419	663	1,234	25,226
	100.000%	74.760%	20.477%	3.246%	1.517%	2.823%	78.932%
District 71	42,802	40,066	2,097	158	481	485	25,096
	100.000%	93.608%	4.899%	0.369%	1.124%	1.133%	82.913%
District 72	42,904	19,453	23,002	131	318	499	26,726
	100.000%	45.341%	53.613%	0.305%	0.741%	1.163%	87.862%
District 73	44,437	32,184	11,516	283	454	643	23,186
	100.000%	72.426%	25.915%	0.637%	1.022%	1.447%	70.868%
District 74	43,891	38,115	5,108	153	515	699	26,397
	100.000%	86.840%	11.638%	0.349%	1.173%	1.593%	83.949%
District 75	42,478	28,903	13,216	107	252	338	24,049
	100.000%	68.042%	31.113%	0.252%	0.593%	0.796%	77.231%
District 76	43,296	36,314	5,506	629	847	1,282	24,687
	100.000%	83.874%	12.717%	1.453%	1.956%	2.961%	80.422%
District 77	43,549	38,972	3,713	282	582	901	26,784
	100.000%	89.490%	8.526%	0.648%	1.336%	2.069%	85.493%
District 78	44,240	39,958	2,474	743	1,065	2,459	26,641
	100.000%	90.321%	5.592%	1.679%	2.407%	5.558%	77.845%

# District Summary

## Total Population Ethnic Breakout

Name	Tot Pop	Tot White	Tot Black	Tot Asian	Tot Other	Tot Hispanic	Reg Total
District 79	43,334	36,620	3,119	1,906	1,689	4,456	24,536
	100.000%	84.506%	7.198%	4.398%	3.898%	10.283%	75.155%
District 80	43,165	35,595	3,442	2,093	2,035	4,254	22,543
	100.000%	82.463%	7.974%	4.849%	4.714%	9.855%	64.771%
District 81	41,531	38,511	1,310	935	775	1,985	26,114
	100.000%	92.728%	3.154%	2.251%	1.866%	4.780%	76.871%
District 82	42,051	35,083	4,705	932	1,331	2,774	23,506
	100.000%	83.430%	11.189%	2.216%	3.165%	6.597%	69.460%
District 83	40,537	23,042	14,835	1,629	1,031	1,660	22,584
	100.000%	56.842%	36.596%	4.019%	2.543%	4.095%	79.026%
District 84	40,812	31,588	6,346	1,528	1,350	2,353	22,848
	100.000%	77.399%	15.549%	3.744%	3.308%	5.765%	77.735%
District 85	42,542	24,902	13,621	2,371	1,648	2,673	23,084
	100.000%	58.535%	32.018%	5.573%	3.874%	6.283%	74.077%
District 86	41,140	21,969	15,889	1,727	1,555	2,826	18,996
	100.000%	53.401%	38.622%	4.198%	3.780%	6.869%	64.808%
District 87	42,057	9,201	30,312	1,553	991	1,715	20,548
	100.000%	21.877%	72.074%	3.693%	2.356%	4.078%	73.567%
District 88	44,114	41,555	1,960	108	491	518	26,268
	100.000%	94.199%	4.443%	0.245%	1.113%	1.174%	83.287%
District 89	40,914	27,672	11,535	898	809	1,676	24,865
	100.000%	67.635%	28.193%	2.195%	1.977%	4.096%	73.779%
District 90	41,166	34,612	5,207	469	878	1,075	25,242
	100.000%	84.079%	12.649%	1.139%	2.133%	2.611%	83.475%
District 91	40,966	11,530	28,495	335	606	1,234	21,321
	100.000%	28.145%	69.558%	0.818%	1.479%	3.012%	69.761%
District 92	44,404	23,878	16,958	963	2,605	5,843	21,375
	100.000%	53.774%	38.190%	2.169%	5.867%	13.159%	67.399%
District 93	41,404	12,934	27,099	591	780	1,427	20,992
	100.000%	31.239%	65.450%	1.427%	1.884%	3.447%	68.238%
District 94	40,457	33,240	5,304	908	1,005	2,245	25,100
	100.000%	82.161%	13.110%	2.244%	2.484%	5.549%	76.590%
District 95	41,016	7,381	32,297	473	865	1,662	18,839
	100.000%	17.995%	78.742%	1.153%	2.109%	4.052%	58.474%
District 96	42,800	4,064	38,157	82	497	958	22,336
	100.000%	9.495%	89.152%	0.192%	1.161%	2.238%	76.295%
District 97	41,480	5,860	34,741	268	611	1,050	26,092
	100.000%	14.127%	83.754%	0.646%	1.473%	2.531%	84.976%
District 98	43,049	38,424	3,450	390	785	1,048	25,018
	100.000%	89.256%	8.014%	0.906%	1.824%	2.434%	83.580%
District 99	41,268	1,835	39,127	77	229	495	23,574
	100.000%	4.447%	94.812%	0.187%	0.555%	1.199%	83.685%
District 100	40,534	4,053	35,129	970	382	660	20,750
	100.000%	9.999%	86.666%	2.393%	0.942%	1.628%	73.996%
District 101	40,874	4,077	36,132	229	436	623	20,726
	100.000%	9.975%	88.398%	0.560%	1.067%	1.524%	72.856%
District 102	41,072	12,568	26,233	1,272	999	1,759	21,771
	100.000%	30.600%	63.871%	3.097%	2.432%	4.283%	76.761%
District 103	41,587	26,529	9,079	5,303	676	1,927	22,105
	100.000%	63.792%	21.831%	12.752%	1.626%	4.634%	72.983%
District 104	40,597	35,107	3,800	847	843	1,839	24,442
	100.000%	86.477%	9.360%	2.086%	2.077%	4.530%	81.680%

# District Summary

## Total Population Ethnic Breakout

Name	Tot Pop	Tot White	Tot Black	Tot Asian	Tot Other	Tot Hispanic	Reg Total
District 105	40,953	31,672	7,103	941	1,237	742	24,506
	100.000%	77.337%	17.344%	2.298%	3.021%	1.812%	84.338%
<b>Grand Total:</b>	<b>4,468,976</b>	<b>2,856,161</b>	<b>1,468,317</b>	<b>62,404</b>	<b>82,094</b>	<b>107,738</b>	<b>2,524,235</b>
	<b>100.000%</b>	<b>63.911%</b>	<b>32.856%</b>	<b>1.396%</b>	<b>1.837%</b>	<b>2.411%</b>	<b>77.688%</b>

# District Summary

## VOT REG ALL

Name	Reg Total	Reg White	Reg Black	Reg Other	Reg Dem Total	Reg Rep Total	Reg Oth Total
District 1	22,766	17,542	4,724	500	12,285	5,982	4,499
	73.370%	77.054%	20.750%	2.196%	53.962%	26.276%	19.762%
District 2	19,699	4,431	14,703	565	14,395	1,866	3,438
	66.456%	22.494%	74.638%	2.868%	73.075%	9.473%	17.453%
District 3	20,651	4,059	16,044	548	15,475	1,683	3,493
	71.029%	19.655%	77.691%	2.654%	74.936%	8.150%	16.914%
District 4	22,312	8,225	13,483	604	15,211	3,696	3,405
	75.198%	36.864%	60.429%	2.707%	68.174%	16.565%	15.261%
District 5	23,272	20,233	2,346	693	10,122	8,852	4,298
	72.935%	86.941%	10.081%	2.978%	43.494%	38.037%	18.469%
District 6	25,421	22,602	2,091	728	10,502	10,482	4,437
	77.442%	88.911%	8.225%	2.864%	41.312%	41.234%	17.454%
District 7	24,303	17,249	6,337	717	14,331	6,174	3,798
	82.815%	70.975%	26.075%	2.950%	58.968%	25.404%	15.628%
District 8	21,355	17,766	2,739	850	9,117	7,771	4,467
	69.077%	83.194%	12.826%	3.980%	42.693%	36.390%	20.918%
District 9	22,009	17,174	4,031	804	10,269	6,776	4,964
	76.161%	78.032%	18.315%	3.653%	46.658%	30.787%	22.554%
District 10	24,104	16,683	7,192	229	14,957	4,428	4,719
	77.440%	69.213%	29.837%	0.950%	62.052%	18.370%	19.578%
District 11	21,884	9,603	11,869	412	15,228	3,382	3,274
	64.395%	43.881%	54.236%	1.883%	69.585%	15.454%	14.961%
District 12	25,975	20,581	4,943	451	14,378	7,572	4,025
	81.662%	79.234%	19.030%	1.736%	55.353%	29.151%	15.496%
District 13	24,547	18,556	5,770	221	15,959	5,163	3,425
	79.600%	75.594%	23.506%	0.900%	65.014%	21.033%	13.953%
District 14	26,940	19,018	7,652	270	15,690	6,720	4,531
	85.129%	70.594%	28.404%	1.002%	58.241%	24.944%	16.819%
District 15	25,633	22,977	1,989	667	10,783	8,846	6,005
	78.061%	89.638%	7.760%	2.602%	42.067%	34.510%	23.427%
District 16	23,774	20,968	2,310	496	9,752	9,897	4,123
	74.403%	88.197%	9.716%	2.086%	41.020%	41.630%	17.342%
District 17	22,991	2,856	19,611	524	17,559	1,343	4,089
	86.112%	12.422%	85.299%	2.279%	76.373%	5.841%	17.785%
District 18	24,205	16,317	7,787	101	17,927	3,250	3,028
	77.792%	67.412%	32.171%	0.417%	74.063%	13.427%	12.510%
District 19	24,298	16,683	7,427	188	14,875	5,747	3,676
	78.900%	68.660%	30.566%	0.774%	61.219%	23.652%	15.129%
District 20	27,218	20,464	6,652	102	19,486	4,740	2,992
	86.723%	75.186%	24.440%	0.375%	71.592%	17.415%	10.993%
District 21	25,013	11,519	13,342	152	18,607	3,561	2,845
	86.685%	46.052%	53.340%	0.608%	74.389%	14.237%	11.374%
District 22	24,670	20,661	3,770	239	16,768	4,516	3,386
	82.975%	83.749%	15.282%	0.969%	67.969%	18.306%	13.725%
District 23	23,305	14,246	8,453	606	15,381	4,087	3,837
	76.848%	61.129%	36.271%	2.600%	65.999%	17.537%	16.464%
District 24	24,440	19,263	4,639	538	17,025	4,187	3,228
	82.609%	78.818%	18.981%	2.201%	69.660%	17.132%	13.208%
District 25	23,665	19,194	3,923	548	13,384	6,632	3,649
	79.134%	81.107%	16.577%	2.316%	56.556%	28.025%	15.419%
District 26	21,426	7,881	13,183	362	15,171	2,842	3,413
	73.801%	36.782%	61.528%	1.690%	70.806%	13.264%	15.929%

# District Summary

## VOT REG ALL

Name	Reg Total	Reg White	Reg Black	Reg Other	Reg Dem Total	Reg Rep Total	Reg Oth Total
District 27	25,487	23,574	1,493	420	13,909	7,191	4,387
	78.983%	92.494%	5.858%	1.648%	54.573%	28.214%	17.213%
District 28	23,201	17,249	5,787	165	17,883	2,785	2,533
	76.389%	74.346%	24.943%	0.711%	77.079%	12.004%	10.918%
District 29	22,191	5,251	16,215	725	16,648	1,884	3,659
	75.216%	23.663%	73.070%	3.267%	75.021%	8.490%	16.489%
District 30	21,674	18,851	2,079	744	13,452	4,066	4,156
	72.700%	86.975%	9.592%	3.433%	62.065%	18.760%	19.175%
District 31	15,500	12,772	2,150	578	9,146	2,876	3,478
	52.430%	82.400%	13.871%	3.729%	59.006%	18.555%	22.439%
District 32	21,660	18,337	2,831	492	15,219	3,284	3,157
	68.935%	84.658%	13.070%	2.271%	70.263%	15.162%	14.575%
District 33	26,839	24,520	1,642	677	15,390	6,076	5,373
	86.149%	91.360%	6.118%	2.522%	57.342%	22.639%	20.019%
District 34	27,631	8,267	18,527	837	20,475	2,563	4,593
	85.715%	29.919%	67.052%	3.029%	74.102%	9.276%	16.623%
District 35	27,570	24,143	2,663	764	15,291	6,715	5,564
	85.941%	87.570%	9.659%	2.771%	55.462%	24.356%	20.181%
District 36	27,577	25,309	1,601	667	16,093	6,171	5,313
	83.737%	91.776%	5.806%	2.419%	58.357%	22.377%	19.266%
District 37	26,422	22,669	3,455	298	18,263	4,014	4,146
	85.984%	85.796%	13.076%	1.128%	69.120%	15.192%	15.691%
District 38	26,878	19,115	7,640	123	21,441	3,269	2,168
	87.122%	71.118%	28.425%	0.458%	79.772%	12.162%	8.066%
District 39	25,836	20,027	5,203	606	15,662	5,553	4,621
	82.393%	77.516%	20.139%	2.346%	60.621%	21.493%	17.886%
District 40	24,565	10,806	13,485	274	18,634	3,064	2,867
	79.196%	43.989%	54.895%	1.115%	75.856%	12.473%	11.671%
District 41	25,397	19,278	5,841	278	18,250	3,957	3,190
	81.213%	75.907%	22.999%	1.095%	71.859%	15.581%	12.561%
District 42	25,754	20,852	4,398	504	15,951	5,601	4,201
	81.728%	80.966%	17.077%	1.957%	61.936%	21.748%	16.312%
District 43	26,082	23,387	1,781	914	10,291	10,291	5,500
	81.734%	89.667%	6.828%	3.504%	39.456%	39.456%	21.087%
District 44	24,534	8,133	15,825	576	17,118	2,938	4,478
	77.409%	33.150%	64.502%	2.348%	69.773%	11.975%	18.252%
District 45	26,850	24,827	1,188	835	11,492	10,015	5,343
	79.204%	92.466%	4.425%	3.110%	42.801%	37.300%	19.899%
District 46	27,748	19,499	7,939	310	20,763	3,807	3,178
	87.680%	70.272%	28.611%	1.117%	74.827%	13.720%	11.453%
District 47	27,048	22,980	3,682	386	19,190	3,835	4,023
	85.317%	84.960%	13.613%	1.427%	70.948%	14.178%	14.874%
District 48	23,914	16,535	7,010	369	15,264	5,013	3,637
	83.324%	69.144%	29.313%	1.543%	63.829%	20.963%	15.209%
District 49	26,274	20,359	5,464	451	17,713	4,369	4,192
	83.910%	77.487%	20.796%	1.717%	67.416%	16.629%	15.955%
District 50	24,542	15,462	8,653	427	16,190	4,610	3,742
	85.144%	63.002%	35.258%	1.740%	65.969%	18.784%	15.247%
District 51	24,284	17,691	5,675	918	15,901	4,027	4,356
	76.688%	72.850%	23.369%	3.780%	65.479%	16.583%	17.938%
District 52	24,499	21,288	2,405	806	12,146	7,120	5,233
	75.841%	86.893%	9.817%	3.290%	49.578%	29.062%	21.360%

# District Summary

## VOT REG ALL

Name	Reg Total	Reg White	Reg Black	Reg Other	Reg Dem Total	Reg Rep Total	Reg Oth Total
District 53	21,706	16,677	3,807	1,222	12,954	3,987	4,765
	70.013%	76.831%	17.539%	5.630%	59.679%	18.368%	21.952%
District 54	24,666	23,227	1,062	377	18,253	3,093	3,320
	77.988%	94.166%	4.306%	1.528%	74.001%	12.540%	13.460%
District 55	23,689	19,566	3,775	348	15,331	4,430	3,928
	74.388%	82.595%	15.936%	1.469%	64.718%	18.701%	16.582%
District 56	24,919	17,636	6,642	641	15,007	5,437	4,475
	80.691%	70.773%	26.654%	2.572%	60.223%	21.819%	17.958%
District 57	25,642	15,795	9,259	588	17,534	4,136	3,972
	84.438%	61.598%	36.109%	2.293%	68.380%	16.130%	15.490%
District 58	26,038	9,065	16,759	214	21,633	1,976	2,429
	83.274%	34.815%	64.364%	0.822%	83.082%	7.589%	9.329%
District 59	23,790	21,072	1,995	723	12,510	6,490	4,790
	78.536%	88.575%	8.386%	3.039%	52.585%	27.280%	20.135%
District 60	26,225	16,456	9,684	85	20,994	2,677	2,554
	90.108%	62.749%	36.927%	0.324%	80.053%	10.208%	9.739%
District 61	22,466	6,368	15,276	822	15,641	2,578	4,247
	71.653%	28.345%	67.996%	3.659%	69.621%	11.475%	18.904%
District 62	24,672	17,678	6,385	609	15,023	5,608	4,041
	78.371%	71.652%	25.880%	2.468%	60.891%	22.730%	16.379%
District 63	23,348	6,737	16,210	401	17,737	2,418	3,193
	74.288%	28.855%	69.428%	1.717%	75.968%	10.356%	13.676%
District 64	24,687	21,196	3,039	452	13,637	6,372	4,678
	86.270%	85.859%	12.310%	1.831%	55.240%	25.811%	18.949%
District 65	24,615	22,122	1,800	693	11,340	8,553	4,722
	80.922%	89.872%	7.313%	2.815%	46.069%	34.747%	19.183%
District 66	23,784	20,014	2,882	888	10,510	9,009	4,265
	73.804%	84.149%	12.117%	3.734%	44.189%	37.878%	17.932%
District 67	18,008	4,855	12,322	831	11,881	2,467	3,660
	56.354%	26.960%	68.425%	4.615%	65.976%	13.699%	20.324%
District 68	24,263	18,198	5,199	866	11,175	8,740	4,348
	69.188%	75.003%	21.428%	3.569%	46.058%	36.022%	17.920%
District 69	27,011	24,699	1,412	900	9,390	12,300	5,321
	84.357%	91.441%	5.227%	3.332%	34.764%	45.537%	19.699%
District 70	25,226	20,821	3,203	1,202	9,667	10,411	5,148
	78.932%	82.538%	12.697%	4.765%	38.322%	41.271%	20.408%
District 71	25,096	23,318	1,174	604	12,315	7,534	5,247
	82.913%	92.915%	4.678%	2.407%	49.072%	30.021%	20.908%
District 72	26,726	13,066	12,834	826	19,727	3,560	3,439
	87.862%	48.889%	48.021%	3.091%	73.812%	13.320%	12.868%
District 73	23,186	17,664	4,864	658	12,618	5,815	4,753
	70.868%	76.184%	20.978%	2.838%	54.421%	25.080%	20.499%
District 74	26,397	23,021	2,674	702	13,964	7,454	4,979
	83.949%	87.211%	10.130%	2.659%	52.900%	28.238%	18.862%
District 75	24,049	17,450	6,360	239	17,049	3,924	3,076
	77.231%	72.560%	26.446%	0.994%	70.893%	16.317%	12.791%
District 76	24,687	20,849	2,566	1,272	9,673	9,346	5,668
	80.422%	84.453%	10.394%	5.153%	39.183%	37.858%	22.959%
District 77	26,784	24,014	1,828	942	9,997	11,425	5,362
	85.493%	89.658%	6.825%	3.517%	37.325%	42.656%	20.019%
District 78	26,641	24,808	694	1,139	11,880	9,821	4,940
	77.845%	93.120%	2.605%	4.275%	44.593%	36.864%	18.543%

# District Summary

## VOT REG ALL

Name	Reg Total	Reg White	Reg Black	Reg Other	Reg Dem Total	Reg Rep Total	Reg Oth Total
District 79	24,536	21,705	976	1,855	8,911	11,075	4,550
	75.155%	88.462%	3.978%	7.560%	36.318%	45.138%	18.544%
District 80	22,543	20,344	715	1,484	9,177	9,188	4,178
	64.771%	90.245%	3.172%	6.583%	40.709%	40.758%	18.533%
District 81	26,114	24,632	391	1,091	10,650	11,144	4,320
	76.871%	94.325%	1.497%	4.178%	40.783%	42.674%	16.543%
District 82	23,506	20,383	1,839	1,284	10,889	7,994	4,623
	69.460%	86.714%	7.824%	5.462%	46.324%	34.008%	19.667%
District 83	22,584	13,628	7,643	1,313	13,888	3,368	5,328
	79.026%	60.344%	33.843%	5.814%	61.495%	14.913%	23.592%
District 84	22,848	18,526	2,762	1,560	11,937	5,447	5,464
	77.735%	81.084%	12.089%	6.828%	52.245%	23.840%	23.915%
District 85	23,084	14,872	6,263	1,949	12,339	5,576	5,169
	74.077%	64.426%	27.131%	8.443%	53.453%	24.155%	22.392%
District 86	18,996	12,583	4,830	1,583	9,194	5,452	4,350
	64.808%	66.240%	25.426%	8.333%	48.400%	28.701%	22.900%
District 87	20,548	4,868	14,257	1,423	13,865	1,990	4,693
	73.567%	23.691%	69.384%	6.925%	67.476%	9.685%	22.839%
District 88	26,268	24,429	1,314	525	16,376	5,022	4,870
	83.287%	92.999%	5.002%	1.999%	62.342%	19.118%	18.540%
District 89	24,865	17,050	6,034	1,781	12,703	6,458	5,704
	73.779%	68.570%	24.267%	7.163%	51.088%	25.972%	22.940%
District 90	25,242	21,374	2,621	1,247	9,781	9,609	5,852
	83.475%	84.676%	10.383%	4.940%	38.749%	38.068%	23.184%
District 91	21,321	6,374	13,865	1,082	15,018	2,360	3,943
	69.761%	29.895%	65.030%	5.075%	70.438%	11.069%	18.494%
District 92	21,375	12,169	7,348	1,858	11,860	4,924	4,591
	67.399%	56.931%	34.377%	8.692%	55.485%	23.036%	21.478%
District 93	20,992	7,443	12,143	1,406	13,983	2,257	4,752
	68.238%	35.456%	57.846%	6.698%	66.611%	10.752%	22.637%
District 94	25,100	21,297	2,457	1,346	12,608	8,195	4,297
	76.590%	84.849%	9.789%	5.363%	50.231%	32.649%	17.120%
District 95	18,839	3,513	14,419	907	14,184	1,300	3,355
	58.474%	18.647%	76.538%	4.814%	75.291%	6.901%	17.809%
District 96	22,336	2,469	19,105	762	17,858	1,159	3,319
	76.295%	11.054%	85.535%	3.412%	79.952%	5.189%	14.859%
District 97	26,092	3,731	21,509	852	21,302	1,555	3,235
	84.976%	14.299%	82.435%	3.265%	81.642%	5.960%	12.398%
District 98	25,018	22,185	1,627	1,206	7,708	12,083	5,227
	83.580%	88.676%	6.503%	4.821%	30.810%	48.297%	20.893%
District 99	23,574	995	21,975	604	19,407	879	3,288
	83.685%	4.221%	93.217%	2.562%	82.324%	3.729%	13.948%
District 100	20,750	3,009	16,985	756	16,715	1,339	2,696
	73.996%	14.501%	81.855%	3.643%	80.554%	6.453%	12.993%
District 101	20,726	2,940	17,152	634	16,756	1,240	2,730
	72.856%	14.185%	82.756%	3.059%	80.845%	5.983%	13.172%
District 102	21,771	7,581	12,950	1,240	14,697	3,284	3,790
	76.761%	34.822%	59.483%	5.696%	67.507%	15.084%	17.408%
District 103	22,105	16,569	3,753	1,783	14,234	3,910	3,961
	72.983%	74.956%	16.978%	8.066%	64.393%	17.688%	17.919%
District 104	24,442	22,459	1,386	597	15,647	4,948	3,847
	81.680%	91.887%	5.671%	2.443%	64.017%	20.244%	15.739%

# District Summary

## VOT REG ALL

Name	Reg Total	Reg White	Reg Black	Reg Other	Reg Dem Total	Reg Rep Total	Reg Oth Total
District 105	24,506	19,530	3,584	1,392	14,847	5,601	4,058
	84.338%	79.695%	14.625%	5.680%	60.585%	22.856%	16.559%
<b>Grand Total:</b>	<b>2,524,235</b>	<b>1,720,962</b>	<b>725,250</b>	<b>78,023</b>	<b>1,526,386</b>	<b>562,207</b>	<b>435,642</b>
	<b>77.688%</b>	<b>68.178%</b>	<b>28.731%</b>	<b>3.091%</b>	<b>60.469%</b>	<b>22.272%</b>	<b>17.258%</b>



# Selected Districts - Splits

## ALL POP & REG

	Tot Pop	Tot White	Tot Black	Tot Asian	Tot Other	Reg Total	Reg White	Reg Black	Reg Other
<b>District 22</b>									
Grant	18,698	15,973	2,264	54	407	11,251	9,751	1,372	128
La Salle	14,282	12,301	1,754	35	192	8,895	8,094	700	101
* Winn									
Precinct 1-1	596	14	580	0	2	348	3	344	1
Precinct 2-1	858	223	628	4	3	543	136	407	0
Precinct 2-3	1,411	363	1,036	1	11	638	192	443	3
Precinct 3-1	1,050	641	400	2	7	663	407	254	2
Precinct 6-1	1,593	1,242	331	0	20	795	647	147	1
Precinct 6-3	592	587	0	2	3	341	339	1	1
Precinct 7-1	599	421	168	0	10	336	247	88	1
Precinct 7-2	389	377	4	0	8	232	232	0	0
Precinct 7-5	575	522	41	5	7	321	306	14	1
Precinct 7-7	444	440	1	0	3	307	307	0	0
<b>Winn</b>	<b>8,107</b>	<b>4,830</b>	<b>3,189</b>	<b>14</b>	<b>74</b>	<b>4,524</b>	<b>2,816</b>	<b>1,698</b>	<b>10</b>
	<b>100.000%</b>	<b>59.578%</b>	<b>39.336%</b>	<b>0.173%</b>	<b>0.913%</b>	<b>78.528%</b>	<b>62.246%</b>	<b>37.533%</b>	<b>0.221%</b>
<b>District 22</b>	<b>41,087</b>	<b>33,104</b>	<b>7,207</b>	<b>103</b>	<b>673</b>	<b>24,670</b>	<b>20,661</b>	<b>3,770</b>	<b>239</b>
	<b>100.000%</b>	<b>80.570%</b>	<b>17.541%</b>	<b>0.251%</b>	<b>1.638%</b>	<b>82.975%</b>	<b>83.749%</b>	<b>15.282%</b>	<b>0.969%</b>
<b>District 24</b>									
* De Soto									
Precinct 41	149	52	97	0	0	87	28	57	2
Precinct 56	276	77	198	0	1	154	72	80	2
Precinct 57	88	70	17	0	1	46	41	5	0
<b>De Soto</b>	<b>513</b>	<b>199</b>	<b>312</b>	<b>0</b>	<b>2</b>	<b>287</b>	<b>141</b>	<b>142</b>	<b>4</b>
	<b>100.000%</b>	<b>38.791%</b>	<b>60.819%</b>	<b>0.000%</b>	<b>0.390%</b>	<b>74.160%</b>	<b>49.129%</b>	<b>49.477%</b>	<b>1.394%</b>
Red River	9,622	5,568	3,963	21	70	6,209	3,803	2,390	16
Sabine	23,459	17,048	4,020	66	2,325	13,641	11,107	2,102	432
* Vernon									
Precinct 2-1	2,790	2,656	3	18	113	1,645	1,602	1	42
Precinct 2-1A	281	253	5	0	23	199	195	0	4
Precinct 2-2	736	707	4	4	21	402	385	3	14
Precinct 2-3	1,135	1,072	11	10	42	692	685	1	6
Precinct 2-3A	339	330	0	1	8	224	220	0	4
Precinct 3-1	484	457	0	1	26	297	294	0	3
Precinct 3-4	678	642	0	5	31	460	453	0	7
Precinct 3-5	637	615	4	0	18	384	378	0	6
<b>Vernon</b>	<b>7,080</b>	<b>6,732</b>	<b>27</b>	<b>39</b>	<b>282</b>	<b>4,303</b>	<b>4,212</b>	<b>5</b>	<b>86</b>
	<b>100.000%</b>	<b>95.085%</b>	<b>0.381%</b>	<b>0.551%</b>	<b>3.983%</b>	<b>83.295%</b>	<b>97.885%</b>	<b>0.116%</b>	<b>1.999%</b>
<b>District 24</b>	<b>40,674</b>	<b>29,547</b>	<b>8,322</b>	<b>126</b>	<b>2,679</b>	<b>24,440</b>	<b>19,263</b>	<b>4,639</b>	<b>538</b>
	<b>100.000%</b>	<b>72.643%</b>	<b>20.460%</b>	<b>0.310%</b>	<b>6.587%</b>	<b>82.609%</b>	<b>78.818%</b>	<b>18.981%</b>	<b>2.201%</b>
<b>District 25</b>									
* Rapides									
Precinct C13	3,128	1,357	1,702	14	55	1,438	743	661	34
Precinct C22	331	317	10	0	4	193	185	4	4
Precinct C23	512	501	4	0	7	374	367	4	3
Precinct C24	1,139	444	674	14	7	735	312	415	8
Precinct C27	993	889	84	8	12	713	659	33	21
Precinct C29	666	579	58	25	4	301	282	11	8
Precinct C30	1,330	1,197	88	28	17	895	843	42	10
Precinct C31	1,431	1,344	59	9	19	988	948	19	21
Precinct C32	1,475	1,163	240	54	18	762	664	75	23
Precinct C33	1,094	1,036	46	6	6	754	721	24	9
Precinct C34	2,247	1,759	380	72	36	1,150	988	125	37
Precinct C35	1,955	1,793	105	47	10	1,271	1,159	63	49
Precinct C36	2,228	2,077	67	68	16	1,663	1,574	47	42
Precinct C37	2,290	1,947	290	11	42	1,197	1,064	106	27
Precinct C38	2,406	1,515	843	28	20	1,056	834	189	33

# Selected Districts - Splits

## ALL POP & REG

	Tot Pop	Tot White	Tot Black	Tot Asian	Tot Other	Reg Total	Reg White	Reg Black	Reg Other
Precinct S1	703	474	222	3	4	412	280	129	3
Precinct S2	492	448	8	0	36	248	244	0	4
Precinct S3	85	79	0	0	6	54	52	1	1
Precinct S4	1,190	276	896	5	13	706	200	500	6
Precinct S5	266	198	68	0	0	140	105	34	1
Precinct S6	1,277	1,066	181	3	27	734	630	87	17
Precinct S8	1,966	1,772	122	11	61	1,081	990	74	17
Precinct S9	226	74	0	0	152	145	55	0	90
Precinct S11	651	629	12	1	9	389	380	4	5
Precinct S12	514	495	5	0	14	290	284	6	0
Precinct S13	1,080	950	114	0	16	682	613	62	7
Precinct S14	374	269	98	0	7	220	163	56	1
Precinct S15	1,028	808	217	0	3	730	595	126	9
Precinct S19	561	385	172	0	4	210	163	43	4
Precinct S20	1,366	341	1,017	0	8	974	358	604	12
Precinct S21	866	748	13	16	89	451	437	6	8
Precinct S22	1,373	1,113	114	33	113	669	619	38	12
Precinct S23	456	385	33	5	33	296	285	4	7
Precinct S24	211	180	22	2	7	142	125	16	1
Precinct S25	1,559	1,013	484	13	49	938	624	306	8
Precinct S26	1,144	1,081	33	4	26	664	649	9	6
<b>Rapides</b>	<b>40,613</b>	<b>30,702</b>	<b>8,481</b>	<b>480</b>	<b>950</b>	<b>23,665</b>	<b>19,194</b>	<b>3,923</b>	<b>548</b>
	<b>100.000%</b>	<b>75.596%</b>	<b>20.882%</b>	<b>1.182%</b>	<b>2.339%</b>	<b>79.134%</b>	<b>81.107%</b>	<b>16.577%</b>	<b>2.316%</b>
<b>District 25</b>	<b>40,613</b>	<b>30,702</b>	<b>8,481</b>	<b>480</b>	<b>950</b>	<b>23,665</b>	<b>19,194</b>	<b>3,923</b>	<b>548</b>
	<b>100.000%</b>	<b>75.596%</b>	<b>20.882%</b>	<b>1.182%</b>	<b>2.339%</b>	<b>79.134%</b>	<b>81.107%</b>	<b>16.577%</b>	<b>2.316%</b>
<b>District 26</b>									
* Rapides									
Precinct C1	867	367	488	3	9	312	92	218	2
Precinct C2	1,338	4	1,318	1	15	794	7	779	8
Precinct C3	1,366	6	1,353	0	7	890	8	868	14
Precinct C4	2,141	86	2,042	3	10	1,484	25	1,454	5
Precinct C5	579	13	561	2	3	396	6	386	4
Precinct C6	1,622	11	1,604	4	3	1,090	7	1,073	10
Precinct C7	1,141	7	1,128	6	0	752	0	750	2
Precinct C8	720	5	715	0	0	442	5	433	4
Precinct C9	1,185	19	1,166	0	0	614	8	599	7
Precinct C10	1,039	110	908	14	7	475	52	419	4
Precinct C11	1,266	211	1,048	0	7	529	81	439	9
Precinct C12	404	77	323	0	4	121	47	74	0
Precinct C14	1,967	553	1,379	10	25	686	335	341	10
Precinct C15	3,246	686	2,441	85	34	1,241	407	806	28
Precinct C16	549	316	202	26	5	275	188	79	8
Precinct C17	1,243	759	464	13	7	665	503	150	12
Precinct C18	1,905	905	962	17	21	924	572	326	26
Precinct C19	1,414	773	621	8	12	606	402	188	16
Precinct C20	2,100	230	1,851	7	12	1,130	123	993	14
Precinct C21	2,631	1,243	1,337	32	19	1,700	936	746	18
Precinct C25	2,369	1,122	1,191	30	26	1,172	696	439	37
Precinct C26	1,163	925	194	30	14	739	640	80	19
Precinct C28	1,808	648	1,116	17	27	745	418	311	16
Precinct N1	947	587	328	12	20	393	280	106	7
Precinct N2	1,570	513	847	176	34	679	292	361	26
Precinct N3	1,863	1,211	598	16	38	1,029	740	265	24
Precinct N4	1,177	503	653	5	16	755	352	393	10
Precinct N9	1,511	1,181	266	24	40	788	659	107	22
<b>Rapides</b>	<b>41,131</b>	<b>13,071</b>	<b>27,104</b>	<b>541</b>	<b>415</b>	<b>21,426</b>	<b>7,881</b>	<b>13,183</b>	<b>362</b>
	<b>100.000%</b>	<b>31.779%</b>	<b>65.897%</b>	<b>1.315%</b>	<b>1.009%</b>	<b>73.801%</b>	<b>36.782%</b>	<b>61.528%</b>	<b>1.690%</b>
<b>District 26</b>	<b>41,131</b>	<b>13,071</b>	<b>27,104</b>	<b>541</b>	<b>415</b>	<b>21,426</b>	<b>7,881</b>	<b>13,183</b>	<b>362</b>

# Selected Districts - Splits

## ALL POP & REG

	Tot Pop	Tot White	Tot Black	Tot Asian	Tot Other	Reg Total	Reg White	Reg Black	Reg Other
	100.000%	31.779%	65.897%	1.315%	1.009%	73.801%	36.782%	61.528%	1.690%
<b>District 27</b>									
* Evangeline									
Precinct 4-3	828	777	46	0	5	518	480	37	1
Precinct 4-4	254	243	6	0	5	148	148	0	0
Precinct 5-1	991	872	97	1	21	570	511	55	4
Precinct 5-3	354	343	11	0	0	243	237	6	0
Precinct 5-4C	356	340	5	1	10	229	229	0	0
Precinct 5-4-R	1,002	922	77	1	2	547	515	27	5
Precinct 5-5	183	183	0	0	0	107	106	0	1
<b>Evangeline</b>	<b>3,968</b>	<b>3,680</b>	<b>242</b>	<b>3</b>	<b>43</b>	<b>2,362</b>	<b>2,226</b>	<b>125</b>	<b>11</b>
	100.000%	92.742%	6.099%	0.076%	1.084%	82.790%	94.242%	5.292%	0.466%
* Rapides									
Precinct N5	2,060	1,768	214	33	45	1,029	938	73	18
Precinct N6	2,217	1,774	378	19	46	1,199	959	210	30
Precinct N7	294	267	25	0	2	205	200	2	3
Precinct N8	1,883	1,348	488	22	25	1,118	907	194	17
Precinct N10	2,583	2,323	217	18	25	1,575	1,440	111	24
Precinct N11	762	716	28	1	17	439	424	8	7
Precinct N12	1,446	1,322	97	9	18	1,091	988	75	28
Precinct N13	1,477	1,346	84	13	34	1,087	1,004	60	23
Precinct N14	1,191	1,013	167	2	9	461	449	6	6
Precinct N15	997	978	1	1	17	670	655	1	14
Precinct N16	1,281	880	388	3	10	430	404	19	7
Precinct N17	1,041	1,006	16	2	17	570	556	4	10
Precinct N18	3,681	3,561	62	14	44	2,169	2,069	33	67
Precinct N19	3,028	2,854	92	12	70	1,476	1,429	24	23
Precinct N20	1,887	1,789	60	9	29	1,359	1,295	42	22
Precinct N21	554	533	0	5	16	265	258	1	6
Precinct N22	829	797	6	5	21	500	491	4	5
Precinct N23	1,196	1,169	11	3	13	732	726	1	5
Precinct N24	2,430	2,363	3	2	62	1,453	1,444	1	8
Precinct N25	866	842	9	3	12	672	664	1	7
Precinct N26	2,105	2,053	7	11	34	1,156	1,120	9	27
Precinct N27	1,851	1,789	7	9	46	1,140	1,115	3	22
Precinct N28	991	903	67	2	19	615	553	49	13
Precinct N29	489	469	10	1	9	364	352	10	2
Precinct S16	1,286	1,134	123	4	25	721	637	72	12
Precinct S17	324	198	120	0	6	150	119	30	1
Precinct S18	901	298	594	0	9	479	152	325	2
<b>Rapides</b>	<b>39,650</b>	<b>35,493</b>	<b>3,274</b>	<b>203</b>	<b>680</b>	<b>23,125</b>	<b>21,348</b>	<b>1,368</b>	<b>409</b>
	100.000%	89.516%	8.257%	0.512%	1.715%	78.614%	92.316%	5.916%	1.769%
<b>District 27</b>									
	<b>43,618</b>	<b>39,173</b>	<b>3,516</b>	<b>206</b>	<b>723</b>	<b>25,487</b>	<b>23,574</b>	<b>1,493</b>	<b>420</b>
	100.000%	89.809%	8.061%	0.472%	1.658%	78.983%	92.494%	5.858%	1.648%
<b>District 30</b>									
* Beauregard									
Precinct 2-A	179	179	0	0	0	100	100	0	0
Precinct 3	246	224	9	0	13	139	136	0	3
Precinct 4	1,126	924	175	1	26	594	490	94	10
Precinct 5	1,129	1,062	53	1	13	696	670	14	12
Precinct 6	543	522	14	1	6	366	354	3	9
Precinct 7	790	760	23	2	5	449	426	12	11
Precinct 8	339	324	9	2	4	256	248	3	5
Precinct 27	1,954	1,692	189	33	40	1,141	1,012	88	41
Precinct 27A	1,212	1,158	27	3	24	629	609	6	14
Precinct 30	947	842	67	22	16	624	574	25	25
<b>Beauregard</b>	<b>8,465</b>	<b>7,687</b>	<b>566</b>	<b>65</b>	<b>147</b>	<b>4,994</b>	<b>4,619</b>	<b>245</b>	<b>130</b>
	100.000%	90.809%	6.686%	0.768%	1.737%	79.548%	92.491%	4.906%	2.603%

# Selected Districts - Splits

## ALL POP & REG

	Tot Pop	Tot White	Tot Black	Tot Asian	Tot Other	Reg Total	Reg White	Reg Black	Reg Other
<b>* Rapides</b>									
Precinct S10	3,023	2,935	35	6	47	1,676	1,643	12	21
Precinct S27	601	588	0	0	13	373	368	1	4
Precinct S28	362	329	0	4	29	192	189	0	3
Precinct S29	957	906	10	3	38	639	631	1	7
<b>Rapides</b>	<b>4,943</b>	<b>4,758</b>	<b>45</b>	<b>13</b>	<b>127</b>	<b>2,880</b>	<b>2,831</b>	<b>14</b>	<b>35</b>
	<b>100.000%</b>	<b>96.257%</b>	<b>0.910%</b>	<b>0.263%</b>	<b>2.569%</b>	<b>80.469%</b>	<b>98.299%</b>	<b>0.486%</b>	<b>1.215%</b>
<b>* Vernon</b>									
Precinct 1-1	1,442	1,060	262	48	72	758	633	90	35
Precinct 1-1A	906	541	258	43	64	258	174	65	19
Precinct 1-2	1,862	550	1,247	26	39	1,072	226	818	28
Precinct 1-3	2,258	1,477	580	57	144	1,130	843	210	77
Precinct 1-3A	173	63	94	7	9	63	35	24	4
Precinct 1-4	776	484	210	26	56	337	255	63	19
Precinct 1-5	1,403	1,295	33	24	51	924	882	19	23
Precinct 1-6	2,415	1,113	1,014	120	168	1,056	554	357	145
Precinct 1-7	4,286	2,896	906	123	361	645	557	44	44
Precinct 1-8	1,157	955	80	49	73	584	504	41	39
Precinct 1-9	130	127	2	0	1	94	91	1	2
Precinct 2-4	364	342	8	2	12	226	211	6	9
Precinct 2-4A	518	459	53	3	3	318	263	46	9
Precinct 2-4B	525	478	7	11	29	324	306	3	15
Precinct 3-2	200	184	7	0	9	151	137	10	4
Precinct 3-3	173	165	0	2	6	123	120	0	3
Precinct 4-1	363	349	5	3	6	214	213	1	0
Precinct 4-2	319	294	2	5	18	217	211	1	5
Precinct 5-1	1,905	1,814	7	0	84	1,229	1,218	1	10
Precinct 5-2	448	413	0	0	35	336	327	0	9
Precinct 6-1	170	161	0	0	9	131	128	0	3
Precinct 6-2	390	362	0	1	27	220	213	3	4
Precinct 6-3	202	178	3	4	17	150	140	3	7
Precinct 6-4	583	550	4	1	28	454	440	1	13
Precinct 7-2	534	488	22	7	17	286	281	0	5
Precinct 7-3	248	228	1	5	14	149	143	0	6
Precinct 7-4	441	405	1	2	33	288	282	1	5
Precinct 7-5	752	718	12	7	15	463	453	1	9
Precinct 7-5A	503	448	23	9	23	249	239	3	7
Precinct 7-5B	156	143	12	0	1	49	43	3	3
Precinct 8-1	654	626	0	7	21	416	407	0	9
Precinct 8-2	686	641	5	2	38	495	485	2	8
Precinct 8-3	534	501	0	0	33	391	387	3	1
<b>Vernon</b>	<b>27,476</b>	<b>20,508</b>	<b>4,858</b>	<b>594</b>	<b>1,516</b>	<b>13,800</b>	<b>11,401</b>	<b>1,820</b>	<b>579</b>
	<b>100.000%</b>	<b>74.640%</b>	<b>17.681%</b>	<b>2.162%</b>	<b>5.518%</b>	<b>69.152%</b>	<b>82.616%</b>	<b>13.188%</b>	<b>4.196%</b>
<b>District 30</b>	<b>40,884</b>	<b>32,953</b>	<b>5,469</b>	<b>672</b>	<b>1,790</b>	<b>21,674</b>	<b>18,851</b>	<b>2,079</b>	<b>744</b>
	<b>100.000%</b>	<b>80.601%</b>	<b>13.377%</b>	<b>1.644%</b>	<b>4.378%</b>	<b>72.700%</b>	<b>86.975%</b>	<b>9.592%</b>	<b>3.433%</b>
<b>District 31</b>									
<b>* Beauregard</b>									
Precinct 1	659	647	0	0	12	352	349	0	3
Precinct 2	143	116	22	0	5	105	84	21	0
Precinct 9	986	936	11	1	38	566	554	3	9
Precinct 10	1,625	1,187	378	42	18	399	387	4	8
Precinct 12A	336	331	3	0	2	223	218	1	4
Precinct 13	837	831	1	2	3	489	479	0	10
Precinct 14	1,274	1,236	8	8	22	681	665	4	12
Precinct 15	600	565	22	2	11	329	301	15	13
Precinct 15A	123	118	4	0	1	70	67	1	2
Precinct 16	1,858	1,727	92	8	31	1,041	972	43	26
Precinct 17	1,218	1,157	14	4	43	680	651	8	21

# Selected Districts - Splits

## ALL POP & REG

	Tot Pop	Tot White	Tot Black	Tot Asian	Tot Other	Reg Total	Reg White	Reg Black	Reg Other
Precinct 18	559	544	6	2	7	351	338	8	5
Precinct 25	4,045	2,961	916	84	84	1,932	1,533	288	111
Precinct 26	1,648	474	1,135	9	30	903	258	620	25
Precinct 26A	43	34	6	0	3	55	36	18	1
Precinct 28	1,320	208	1,087	14	11	773	47	709	17
<b>Beauregard</b>	<b>17,274</b>	<b>13,072</b>	<b>3,705</b>	<b>176</b>	<b>321</b>	<b>8,949</b>	<b>6,939</b>	<b>1,743</b>	<b>267</b>
	<b>100.000%</b>	<b>75.674%</b>	<b>21.448%</b>	<b>1.019%</b>	<b>1.858%</b>	<b>71.461%</b>	<b>77.539%</b>	<b>19.477%</b>	<b>2.984%</b>
* Calcasieu									
Precinct 460	2,130	1,964	130	10	26	984	958	7	19
Precinct 560	1,311	1,245	47	3	16	770	730	28	12
Precinct 561	1,087	1,049	30	0	8	622	596	15	11
Precinct 562	541	535	3	0	3	295	290	0	5
Precinct 660	1,620	1,582	17	0	21	923	899	2	22
<b>Calcasieu</b>	<b>6,689</b>	<b>6,375</b>	<b>227</b>	<b>13</b>	<b>74</b>	<b>3,594</b>	<b>3,473</b>	<b>52</b>	<b>69</b>
	<b>100.000%</b>	<b>95.306%</b>	<b>3.394%</b>	<b>0.194%</b>	<b>1.106%</b>	<b>72.797%</b>	<b>96.633%</b>	<b>1.447%</b>	<b>1.920%</b>
* Vernon									
Precinct 4-3	13,731	8,034	4,158	421	1,118	920	555	236	129
Precinct 4-3A	1,485	1,121	227	63	74	701	608	54	39
Precinct 4-3B	45	44	1	0	0	28	28	0	0
Precinct 7-1	1,390	1,188	87	32	83	664	605	18	41
Precinct 7-2A	1,324	1,090	160	38	36	644	564	47	33
<b>Vernon</b>	<b>17,975</b>	<b>11,477</b>	<b>4,633</b>	<b>554</b>	<b>1,311</b>	<b>2,957</b>	<b>2,360</b>	<b>355</b>	<b>242</b>
	<b>100.000%</b>	<b>63.850%</b>	<b>25.775%</b>	<b>3.082%</b>	<b>7.293%</b>	<b>24.432%</b>	<b>79.811%</b>	<b>12.005%</b>	<b>8.184%</b>
<b>District 31</b>	<b>41,938</b>	<b>30,924</b>	<b>8,565</b>	<b>743</b>	<b>1,706</b>	<b>15,500</b>	<b>12,772</b>	<b>2,150</b>	<b>578</b>
	<b>100.000%</b>	<b>73.737%</b>	<b>20.423%</b>	<b>1.772%</b>	<b>4.068%</b>	<b>52.430%</b>	<b>82.400%</b>	<b>13.871%</b>	<b>3.729%</b>
<b>District 32</b>									
Allen	25,440	18,291	6,331	169	649	11,898	9,480	2,131	287
* Beauregard									
Precinct 11	928	908	8	4	8	507	497	3	7
Precinct 12	2,224	2,159	44	5	16	1,244	1,206	11	27
Precinct 19	823	767	30	0	26	468	456	7	5
Precinct 19A	698	683	7	2	6	374	369	0	5
Precinct 20	1,122	1,100	9	2	11	608	597	1	10
Precinct 21	604	593	0	1	10	334	328	0	6
Precinct 22	848	821	6	1	20	501	495	0	6
<b>Beauregard</b>	<b>7,247</b>	<b>7,031</b>	<b>104</b>	<b>15</b>	<b>97</b>	<b>4,036</b>	<b>3,948</b>	<b>22</b>	<b>66</b>
	<b>100.000%</b>	<b>97.019%</b>	<b>1.435%</b>	<b>0.207%</b>	<b>1.338%</b>	<b>78.736%</b>	<b>97.820%</b>	<b>0.545%</b>	<b>1.635%</b>
* Calcasieu									
Precinct 160	1,770	1,696	36	9	29	1,051	1,000	12	39
Precinct 161	1,320	1,256	49	1	14	674	638	16	20
Precinct 600	678	665	3	4	6	440	432	3	5
Precinct 601	1,125	1,071	38	2	14	606	583	9	14
Precinct 602	969	832	122	3	12	479	432	33	14
Precinct 603	784	245	529	2	8	458	130	315	13
Precinct 661	620	510	101	1	8	417	354	60	3
Precinct 662	855	588	260	2	5	530	340	182	8
Precinct 663	534	523	5	2	4	285	278	3	4
Precinct 664	1,339	1,233	96	2	8	786	722	45	19
<b>Calcasieu</b>	<b>9,994</b>	<b>8,619</b>	<b>1,239</b>	<b>28</b>	<b>108</b>	<b>5,726</b>	<b>4,909</b>	<b>678</b>	<b>139</b>
	<b>100.000%</b>	<b>86.242%</b>	<b>12.397%</b>	<b>0.280%</b>	<b>1.081%</b>	<b>80.399%</b>	<b>85.732%</b>	<b>11.841%</b>	<b>2.428%</b>
<b>District 32</b>	<b>42,681</b>	<b>33,941</b>	<b>7,674</b>	<b>212</b>	<b>854</b>	<b>21,660</b>	<b>18,337</b>	<b>2,831</b>	<b>492</b>
	<b>100.000%</b>	<b>79.523%</b>	<b>17.980%</b>	<b>0.497%</b>	<b>2.001%</b>	<b>68.935%</b>	<b>84.658%</b>	<b>13.070%</b>	<b>2.271%</b>
<b>District 33</b>									
* Calcasieu									
Precinct 363	1,959	1,869	28	58	4	1,511	1,450	12	49
Precinct 365	881	847	24	7	3	573	559	6	8

# Selected Districts - Splits

## ALL POP & REG

	Tot Pop	Tot White	Tot Black	Tot Asian	Tot Other	Reg Total	Reg White	Reg Black	Reg Other
Precinct 366	905	768	118	2	17	525	434	79	12
Precinct 400	3,699	3,593	65	2	39	1,900	1,843	9	48
Precinct 401	1,987	1,811	148	1	27	1,052	981	47	24
Precinct 402	1,745	1,658	50	12	25	1,045	992	23	30
Precinct 403	1,767	1,380	345	20	22	1,248	1,032	193	23
Precinct 404	2,993	2,876	69	14	34	1,817	1,746	12	59
Precinct 405	3,103	2,881	155	13	54	1,962	1,842	74	46
Precinct 406	2,334	2,226	46	14	48	1,453	1,402	14	37
Precinct 407	1,924	1,832	65	17	10	1,396	1,330	32	34
Precinct 408	1,652	1,588	21	15	28	1,151	1,103	16	32
Precinct 461	1,803	1,032	744	3	24	1,293	726	527	40
Precinct 462	750	588	141	3	18	385	273	100	12
Precinct 465	823	806	12	0	5	494	480	3	11
Precinct 466	3,494	3,438	25	6	25	2,210	2,145	14	51
Precinct 467	2,468	2,382	36	6	44	1,360	1,304	10	46
Precinct 468	1,840	1,802	9	4	25	1,139	1,109	4	26
Precinct 469	1,087	1,060	11	7	9	694	678	3	13
Precinct 700	1,014	777	216	0	21	558	470	74	14
Precinct 701	590	158	428	0	4	366	87	270	9
Precinct 702	1,001	924	60	2	15	665	626	24	15
Precinct 703	797	690	97	7	3	514	473	35	6
Precinct 760	1,189	1,072	98	3	16	712	644	49	19
Precinct 761	874	851	7	2	14	541	520	11	10
Precinct 762	516	506	9	0	1	275	271	1	3
<b>Calcasieu</b>	<b>43,195</b>	<b>39,415</b>	<b>3,027</b>	<b>218</b>	<b>535</b>	<b>26,839</b>	<b>24,520</b>	<b>1,642</b>	<b>677</b>
	<b>100.000%</b>	<b>91.249%</b>	<b>7.008%</b>	<b>0.505%</b>	<b>1.239%</b>	<b>86.149%</b>	<b>91.360%</b>	<b>6.118%</b>	<b>2.522%</b>
<b>District 33</b>	<b>43,195</b>	<b>39,415</b>	<b>3,027</b>	<b>218</b>	<b>535</b>	<b>26,839</b>	<b>24,520</b>	<b>1,642</b>	<b>677</b>
	<b>100.000%</b>	<b>91.249%</b>	<b>7.008%</b>	<b>0.505%</b>	<b>1.239%</b>	<b>86.149%</b>	<b>91.360%</b>	<b>6.118%</b>	<b>2.522%</b>
<b>District 34</b>									
* Calcasieu									
Precinct 300	2,456	100	2,347	2	7	1,652	54	1,558	40
Precinct 301	1,562	179	1,358	12	13	1,155	94	1,034	27
Precinct 302	669	297	352	13	7	430	205	207	18
Precinct 303	1,485	23	1,451	4	7	973	14	939	20
Precinct 304	1,672	13	1,649	0	10	1,192	9	1,167	16
Precinct 305	1,761	41	1,703	3	14	1,264	15	1,216	33
Precinct 307	695	76	611	1	7	457	38	409	10
Precinct 308	2,062	34	2,008	1	19	1,345	18	1,283	44
Precinct 309	2,104	272	1,755	22	55	1,335	156	1,125	54
Precinct 310	1,384	748	553	58	25	863	523	306	34
Precinct 311	862	172	670	8	12	473	115	342	16
Precinct 312	2,994	380	2,574	14	26	1,704	254	1,383	67
Precinct 313	2,763	780	1,956	11	16	1,213	255	911	47
Precinct 314	1,508	1,232	256	9	11	985	849	102	34
Precinct 315	2,186	912	1,245	14	15	1,423	685	699	39
Precinct 319	1,410	1,017	373	10	10	773	608	137	28
Precinct 320	1,982	849	1,104	8	21	1,216	651	534	31
Precinct 321	1,184	370	809	1	4	765	296	453	16
Precinct 322	1,513	949	517	23	24	877	619	229	29
Precinct 323	697	297	389	2	9	487	248	228	11
Precinct 324	1,623	58	1,558	3	4	1,328	39	1,257	32
Precinct 328	2,337	1,286	995	2	54	1,554	949	549	56
Precinct 329	2,098	910	1,130	24	34	1,021	535	446	40
Precinct 330	3,335	628	2,650	19	38	1,509	328	1,132	49
Precinct 361	1,163	452	702	5	4	800	301	471	28
Precinct 364	1,183	606	557	5	15	837	409	410	18
<b>Calcasieu</b>	<b>44,688</b>	<b>12,681</b>	<b>31,272</b>	<b>274</b>	<b>461</b>	<b>27,631</b>	<b>8,267</b>	<b>18,527</b>	<b>837</b>
	<b>100.000%</b>	<b>28.377%</b>	<b>69.979%</b>	<b>0.613%</b>	<b>1.032%</b>	<b>85.715%</b>	<b>29.919%</b>	<b>67.052%</b>	<b>3.029%</b>

# Selected Districts - Splits

## ALL POP & REG

	Tot Pop	Tot White	Tot Black	Tot Asian	Tot Other	Reg Total	Reg White	Reg Black	Reg Other
<b>District 34</b>	<b>44,688</b>	<b>12,681</b>	<b>31,272</b>	<b>274</b>	<b>461</b>	<b>27,631</b>	<b>8,267</b>	<b>18,527</b>	<b>837</b>
	<b>100.000%</b>	<b>28.377%</b>	<b>69.979%</b>	<b>0.613%</b>	<b>1.032%</b>	<b>85.715%</b>	<b>29.919%</b>	<b>67.052%</b>	<b>3.029%</b>
<b>District 35</b>									
* Calcasieu									
Precinct 162	2,766	2,664	54	7	41	1,890	1,804	33	53
Precinct 163	2,583	2,424	102	23	34	1,466	1,360	61	45
Precinct 164	522	497	10	6	9	308	288	10	10
Precinct 165	2,671	2,364	262	14	31	1,720	1,516	156	48
Precinct 166	2,958	2,641	263	13	41	1,920	1,728	145	47
Precinct 167	2,389	2,287	54	17	31	1,451	1,398	11	42
Precinct 306	1,702	1,516	160	12	14	1,154	1,079	43	32
Precinct 316	2,931	1,544	1,246	76	65	1,236	774	396	66
Precinct 317	1,593	1,030	532	5	26	838	585	227	26
Precinct 318	1,564	1,115	422	14	13	883	637	209	37
Precinct 325	1,388	1,345	14	24	5	1,080	1,050	6	24
Precinct 326	1,514	1,381	99	10	24	1,150	1,090	32	28
Precinct 360	953	804	112	7	30	545	495	39	11
Precinct 362	1,501	1,451	13	21	16	1,164	1,131	8	25
Precinct 440	2,504	2,044	427	7	26	1,723	1,450	233	40
Precinct 441	2,204	1,742	428	12	22	1,397	1,065	294	38
Precinct 463	2,546	2,413	95	11	27	1,615	1,548	41	26
Precinct 464	1,496	1,449	20	4	23	1,029	993	10	26
Precinct 800	1,301	865	399	5	32	782	512	254	16
Precinct 801	1,378	1,247	110	0	21	874	805	39	30
Precinct 860	3,404	2,948	393	10	53	1,994	1,763	184	47
Precinct 861	2,520	1,963	477	26	54	1,351	1,072	232	47
<b>Calcasieu</b>	<b>44,388</b>	<b>37,734</b>	<b>5,692</b>	<b>324</b>	<b>638</b>	<b>27,570</b>	<b>24,143</b>	<b>2,663</b>	<b>764</b>
	<b>100.000%</b>	<b>85.009%</b>	<b>12.823%</b>	<b>0.730%</b>	<b>1.437%</b>	<b>85.941%</b>	<b>87.570%</b>	<b>9.659%</b>	<b>2.771%</b>
<b>District 35</b>	<b>44,388</b>	<b>37,734</b>	<b>5,692</b>	<b>324</b>	<b>638</b>	<b>27,570</b>	<b>24,143</b>	<b>2,663</b>	<b>764</b>
	<b>100.000%</b>	<b>85.009%</b>	<b>12.823%</b>	<b>0.730%</b>	<b>1.437%</b>	<b>85.941%</b>	<b>87.570%</b>	<b>9.659%</b>	<b>2.771%</b>
<b>District 36</b>									
* Calcasieu									
Precinct 260	476	462	8	0	6	344	339	1	4
Precinct 261	553	548	3	0	2	328	315	7	6
Precinct 262	627	613	4	2	8	462	456	2	4
Precinct 327	698	600	90	4	4	490	450	28	12
Precinct 331	1,032	983	38	8	3	800	763	23	14
Precinct 332	3,642	2,578	863	138	63	1,551	1,272	223	56
Precinct 333	2,029	1,904	62	41	22	1,395	1,309	36	50
Precinct 334	1,372	1,197	138	22	15	782	704	53	25
Precinct 335	1,317	1,226	59	24	8	854	818	13	23
Precinct 336	2,290	1,979	190	85	36	1,280	1,151	68	61
Precinct 337	1,021	959	39	15	8	936	899	21	16
Precinct 338	1,639	1,380	205	32	22	1,189	1,069	92	28
Precinct 339	2,101	1,998	54	25	24	1,386	1,338	16	32
Precinct 367	4,951	4,394	424	37	96	2,548	2,282	169	97
Precinct 368	2,192	2,035	100	36	21	1,437	1,340	51	46
Precinct 369	2,418	2,061	290	20	47	1,424	1,230	144	50
Precinct 370	2,484	2,045	387	29	23	1,875	1,585	249	41
Precinct 371	3,781	3,321	371	36	53	1,624	1,451	122	51
<b>Calcasieu</b>	<b>34,623</b>	<b>30,283</b>	<b>3,325</b>	<b>554</b>	<b>461</b>	<b>20,705</b>	<b>18,771</b>	<b>1,318</b>	<b>616</b>
	<b>100.000%</b>	<b>87.465%</b>	<b>9.603%</b>	<b>1.600%</b>	<b>1.331%</b>	<b>80.324%</b>	<b>90.659%</b>	<b>6.366%</b>	<b>2.975%</b>
Cameron	9,991	9,357	407	49	178	6,872	6,538	283	51
<b>District 36</b>	<b>44,614</b>	<b>39,640</b>	<b>3,732</b>	<b>603</b>	<b>639</b>	<b>27,577</b>	<b>25,309</b>	<b>1,601</b>	<b>667</b>
	<b>100.000%</b>	<b>88.851%</b>	<b>8.365%</b>	<b>1.352%</b>	<b>1.432%</b>	<b>83.737%</b>	<b>91.776%</b>	<b>5.806%</b>	<b>2.419%</b>
<b>District 37</b>									
* Acadia									
Precinct 2-5	536	523	9	1	3	348	332	13	3



# Selected Districts - Splits

## ALL POP & REG

	Tot Pop	Tot White	Tot Black	Tot Asian	Tot Other	Reg Total	Reg White	Reg Black	Reg Other
Precinct 4-1	954	948	3	0	3	581	576	1	4
Precinct 4-2	1,376	1,210	156	2	8	878	782	96	0
Precinct 4-3	296	289	3	1	3	162	156	1	5
Precinct 4-4	1,306	1,282	6	1	17	806	797	0	9
Precinct 4-5	1,683	1,667	6	2	8	1,054	1,046	0	8
Precinct 4-6	939	902	27	0	10	577	551	25	1
Precinct 5-1A	721	620	91	0	10	459	392	59	8
Precinct 5-1B	272	268	0	0	4	183	178	3	2
Precinct 5-2A	807	751	39	1	16	463	445	16	2
Precinct 5-2B	98	98	0	0	0	44	44	0	0
Precinct 5-3	488	480	6	1	1	314	310	3	1
Precinct 5-4	759	746	10	0	3	495	494	0	1
Precinct 5-5	361	348	13	0	0	226	218	6	2
Precinct 6-13	895	848	37	2	8	514	506	7	1
Precinct 6-15	537	524	7	1	5	289	286	0	3
<b>Acadia</b>	<b>12,028</b>	<b>11,504</b>	<b>413</b>	<b>12</b>	<b>99</b>	<b>7,393</b>	<b>7,113</b>	<b>230</b>	<b>50</b>
	<b>100.000%</b>	<b>95.643%</b>	<b>3.434%</b>	<b>0.100%</b>	<b>0.823%</b>	<b>86.905%</b>	<b>96.213%</b>	<b>3.111%</b>	<b>0.676%</b>
Jefferson Davis	31,435	25,337	5,718	84	296	19,029	15,556	3,225	248
<b>District 37</b>	<b>43,463</b>	<b>36,841</b>	<b>6,131</b>	<b>96</b>	<b>395</b>	<b>26,422</b>	<b>22,669</b>	<b>3,455</b>	<b>298</b>
	<b>100.000%</b>	<b>84.764%</b>	<b>14.106%</b>	<b>0.221%</b>	<b>0.909%</b>	<b>85.984%</b>	<b>85.796%</b>	<b>13.076%</b>	<b>1.128%</b>
<b>District 38</b>									
* Evangeline									
Precinct 1-1-0	772	297	470	0	5	408	210	196	2
Precinct 1-1-1	552	255	295	1	1	370	169	200	1
Precinct 1-2	305	232	71	0	2	183	134	49	0
Precinct 1-3	1,741	1,440	292	1	8	1,128	974	152	2
Precinct 1-4C	383	195	187	0	1	284	124	159	1
Precinct 1-4R	634	466	162	5	1	402	301	100	1
Precinct 1-5	928	849	77	0	2	583	541	39	3
Precinct 1-6	438	424	11	2	1	360	356	4	0
Precinct 1-7	612	23	586	2	1	322	16	306	0
Precinct 1-8-0	349	183	166	0	0	202	139	61	2
Precinct 1-8-1	162	108	54	0	0	105	81	24	0
Precinct 1-8-2	627	106	512	0	9	297	78	219	0
Precinct 1-9-0C	306	198	105	1	2	198	153	44	1
Precinct 1-9R	503	418	84	1	0	346	305	41	0
Precinct 1-10-0	505	430	74	0	1	399	364	33	2
Precinct 1-10-1	1,009	748	259	0	2	650	527	122	1
Precinct 1-11	1,210	47	1,157	1	5	847	15	830	2
Precinct 1-12	1,054	159	889	0	6	710	129	577	4
Precinct 1-13-0	639	541	97	0	1	455	394	60	1
Precinct 1-13-1	237	226	0	8	3	118	116	0	2
Precinct 1-14	879	831	35	7	6	582	562	18	2
Precinct 1-15	685	525	154	2	4	458	344	112	2
Precinct 1-16-1R	225	205	20	0	0	123	114	9	0
Precinct 1-16-OR	678	25	653	0	0	541	0	541	0
Precinct 1-17-C	569	339	227	0	3	381	272	108	1
Precinct 1-17-R	403	374	28	0	1	273	262	10	1
Precinct 2-1	879	837	38	2	2	366	346	20	0
Precinct 2-3	640	544	90	0	6	331	270	60	1
Precinct 2-4	397	373	21	0	3	215	210	4	1
Precinct 3-1	810	685	120	3	2	467	378	88	1
Precinct 3-2	892	506	379	3	4	576	365	211	0
Precinct 3-3	1,651	1,161	471	3	16	1,033	810	218	5
Precinct 3-4	1,456	1,146	292	3	15	857	690	160	7
Precinct 3-5	846	773	62	2	9	509	461	44	4
Precinct 3-6	668	311	355	0	2	423	157	265	1



# Selected Districts - Splits

## ALL POP & REG

	Tot Pop	Tot White	Tot Black	Tot Asian	Tot Other	Reg Total	Reg White	Reg Black	Reg Other
Precinct 3-7	996	829	149	0	18	582	503	78	1
Precinct 4-1-0R	445	444	0	1	0	244	243	1	0
Precinct 4-1-1R	213	212	0	0	1	140	138	1	1
Precinct 4-1-2R	315	127	186	2	0	26	26	0	0
Precinct 4-1C	1,087	990	82	4	11	568	563	0	5
Precinct 4-2-0	388	359	19	1	9	213	203	10	0
Precinct 4-2-1	39	39	0	0	0	26	23	2	1
Precinct 5-2	663	584	75	2	2	486	415	70	1

<b>Evangeline</b>	<b>28,790</b>	<b>19,564</b>	<b>9,004</b>	<b>57</b>	<b>165</b>	<b>17,787</b>	<b>12,481</b>	<b>5,246</b>	<b>60</b>
	<b>100.000%</b>	<b>67.954%</b>	<b>31.275%</b>	<b>0.198%</b>	<b>0.573%</b>	<b>89.046%</b>	<b>70.169%</b>	<b>29.493%</b>	<b>0.337%</b>

\* St. Landry

Precinct 1-6	622	571	36	11	4	362	322	35	5
Precinct 1-19	502	320	179	0	3	318	201	114	3
Precinct 1-26	1,187	1,008	170	1	8	668	580	88	0
Precinct 4-1	206	183	21	0	2	129	113	14	2
Precinct 4-2	1,376	722	633	14	7	955	503	445	7
Precinct 4-3	2,278	1,635	626	6	11	1,469	1,060	402	7
Precinct 4-4	1,054	558	489	2	5	518	288	224	6
Precinct 4-5	617	611	0	3	3	330	329	0	1
Precinct 4-6	188	76	111	0	1	112	62	49	1
Precinct 4-7	1,219	1,208	3	0	8	771	763	0	8
Precinct 4-8	533	217	310	1	5	231	83	146	2
Precinct 4-9	259	217	39	0	3	170	149	21	0
Precinct 4-11	599	71	521	2	5	421	30	389	2
Precinct 4-12	1,597	1,355	233	5	4	847	748	97	2
Precinct 4-13	449	449	0	0	0	222	221	1	0
Precinct 4-14	278	182	93	0	3	92	79	11	2
Precinct 5-2	957	804	148	0	5	572	483	84	5
Precinct 5-4	228	194	31	0	3	155	133	22	0
Precinct 6-1	1,227	825	388	2	12	749	487	252	10

<b>St. Landry</b>	<b>15,376</b>	<b>11,206</b>	<b>4,031</b>	<b>47</b>	<b>92</b>	<b>9,091</b>	<b>6,634</b>	<b>2,394</b>	<b>63</b>
	<b>100.000%</b>	<b>72.880%</b>	<b>26.216%</b>	<b>0.306%</b>	<b>0.598%</b>	<b>83.588%</b>	<b>72.973%</b>	<b>26.334%</b>	<b>0.693%</b>

<b>District 38</b>	<b>44,166</b>	<b>30,770</b>	<b>13,035</b>	<b>104</b>	<b>257</b>	<b>26,878</b>	<b>19,115</b>	<b>7,640</b>	<b>123</b>
	<b>100.000%</b>	<b>69.669%</b>	<b>29.514%</b>	<b>0.235%</b>	<b>0.582%</b>	<b>87.122%</b>	<b>71.118%</b>	<b>28.425%</b>	<b>0.458%</b>

**District 39**

\* Lafayette

Precinct 1	2,299	1,827	410	24	38	1,267	1,054	169	44
Precinct 2	3,149	2,522	583	10	34	1,843	1,521	270	52
Precinct 3	1,651	1,494	140	7	10	871	795	53	23
Precinct 4	3,259	2,116	1,109	6	28	1,774	1,304	424	46
Precinct 5	1,445	570	859	12	4	859	369	465	25
Precinct 6	2,433	1,947	461	8	17	1,450	1,217	196	37
Precinct 7	1,870	1,044	813	0	13	1,123	607	490	26
Precinct 8	2,918	1,921	961	13	23	1,581	1,110	428	43
Precinct 9	2,740	1,995	683	21	41	1,573	1,167	357	49
Precinct 11	3,029	2,175	742	47	65	1,574	1,240	285	49
Precinct 12	2,003	1,618	353	7	25	1,299	1,053	211	35
Precinct 13	1,615	1,231	360	15	9	1,161	922	212	27
Precinct 25	1,143	1,062	57	0	24	570	531	30	9
Precinct 26	1,488	1,110	358	10	10	935	674	245	16
Precinct 30	1,816	1,574	163	50	29	1,069	965	58	46

<b>Lafayette</b>	<b>32,858</b>	<b>24,206</b>	<b>8,052</b>	<b>230</b>	<b>370</b>	<b>18,949</b>	<b>14,529</b>	<b>3,893</b>	<b>527</b>
	<b>100.000%</b>	<b>73.669%</b>	<b>24.505%</b>	<b>0.700%</b>	<b>1.126%</b>	<b>81.931%</b>	<b>76.674%</b>	<b>20.545%</b>	<b>2.781%</b>

\* St. Landry

Precinct 1-17	1,983	1,690	266	17	10	1,234	1,110	108	16
Precinct 1-28	2,293	1,643	614	10	26	1,385	941	428	16
Precinct 2-7	140	108	32	0	0	81	58	21	2
Precinct 3-1	1,101	945	152	0	4	685	576	102	7



# Selected Districts - Splits

## ALL POP & REG

	Tot Pop	Tot White	Tot Black	Tot Asian	Tot Other	Reg Total	Reg White	Reg Black	Reg Other
<b>* Acadia</b>									
Precinct 1-1	1,593	1,547	34	0	12	866	844	8	14
Precinct 1-2A	860	588	266	0	6	447	312	129	6
Precinct 1-3A	983	943	33	1	6	681	660	14	7
Precinct 1-3B	854	683	154	6	11	500	433	64	3
Precinct 1-5B	781	376	404	0	1	487	268	214	5
Precinct 1-6	1,053	33	1,018	0	2	686	23	658	5
Precinct 1-7	1,192	338	851	0	3	751	210	535	6
Precinct 1-8	1,030	819	197	6	8	530	462	57	11
Precinct 1-11	155	125	27	3	0	65	60	5	0
Precinct 2-1	1,347	1,236	96	4	11	779	714	45	20
Precinct 2-2	871	854	5	1	11	575	574	0	1
Precinct 2-3	642	511	127	0	4	454	336	114	4
Precinct 2-4	864	839	19	2	4	576	549	16	11
Precinct 3-1	1,523	1,193	315	0	15	896	749	138	9
Precinct 3-2	1,187	1,143	36	0	8	663	626	21	16
Precinct 3-3A	1,790	1,527	233	6	24	971	873	92	6
Precinct 3-3B	1,132	854	275	0	3	567	471	94	2
Precinct 3-4	915	144	767	2	2	662	99	558	5
Precinct 3-5	404	355	43	4	2	240	206	29	5
Precinct 3-6	557	477	73	0	7	305	236	64	5
Precinct 3-7	1,307	1,092	205	0	10	752	658	82	12
Precinct 6-16	593	558	28	4	3	299	278	20	1
Precinct 7-1	311	297	14	0	0	211	207	3	1
Precinct 7-2	774	703	60	0	11	448	419	27	2
Precinct 7-3	1,593	1,564	24	2	3	865	846	10	9
Precinct 7-4	853	816	32	0	5	501	483	12	6
<b>Acadia</b>	<b>25,164</b>	<b>19,615</b>	<b>5,336</b>	<b>41</b>	<b>172</b>	<b>14,777</b>	<b>11,596</b>	<b>3,009</b>	<b>172</b>
	<b>100.000%</b>	<b>77.949%</b>	<b>21.205%</b>	<b>0.163%</b>	<b>0.684%</b>	<b>84.769%</b>	<b>78.473%</b>	<b>20.363%</b>	<b>1.164%</b>
<b>* Evangeline</b>									
Precinct 2-2	1,584	905	670	6	3	464	448	14	2
Precinct 2-5	1,092	802	283	5	2	674	457	216	1
<b>Evangeline</b>	<b>2,676</b>	<b>1,707</b>	<b>953</b>	<b>11</b>	<b>5</b>	<b>1,138</b>	<b>905</b>	<b>230</b>	<b>3</b>
	<b>100.000%</b>	<b>63.789%</b>	<b>35.613%</b>	<b>0.411%</b>	<b>0.187%</b>	<b>53.452%</b>	<b>79.525%</b>	<b>20.211%</b>	<b>0.264%</b>
<b>* St. Landry</b>									
Precinct 6-2	1,541	1,399	115	5	22	801	760	29	12
Precinct 6-3	1,583	896	679	1	7	910	522	372	16
Precinct 6-4	1,608	1,135	450	0	23	945	707	229	9
Precinct 6-5	662	405	246	10	1	292	208	79	5
Precinct 6-6	1,549	1,148	379	1	21	738	603	127	8
Precinct 6-7	1,150	1,100	39	0	11	787	774	9	4
Precinct 6-8	1,083	919	156	5	3	647	566	75	6
Precinct 6-9	1,304	929	370	2	3	645	533	107	5
Precinct 6-10	899	270	617	1	11	586	172	408	6
Precinct 6-12	386	354	28	1	3	231	220	8	3
Precinct 6-13	629	610	15	1	3	355	342	9	4
Precinct 6-13A	467	453	13	0	1	297	286	6	5
Precinct 6-14	1,086	1,000	70	3	13	670	650	12	8
Precinct 6-15	1,456	153	1,299	2	2	802	84	713	5
Precinct 6-16	1,235	535	687	2	11	776	350	419	7
<b>St. Landry</b>	<b>16,638</b>	<b>11,306</b>	<b>5,163</b>	<b>34</b>	<b>135</b>	<b>9,482</b>	<b>6,777</b>	<b>2,602</b>	<b>103</b>
	<b>100.000%</b>	<b>67.953%</b>	<b>31.031%</b>	<b>0.204%</b>	<b>0.811%</b>	<b>80.967%</b>	<b>71.472%</b>	<b>27.441%</b>	<b>1.086%</b>
<b>District 41</b>	<b>44,478</b>	<b>32,628</b>	<b>11,452</b>	<b>86</b>	<b>312</b>	<b>25,397</b>	<b>19,278</b>	<b>5,841</b>	<b>278</b>
	<b>100.000%</b>	<b>73.358%</b>	<b>25.748%</b>	<b>0.193%</b>	<b>0.701%</b>	<b>81.213%</b>	<b>75.907%</b>	<b>22.999%</b>	<b>1.095%</b>
<b>District 42</b>									
<b>* Acadia</b>									
Precinct 1-2B	803	761	36	2	4	532	517	11	4
Precinct 1-4A	928	863	64	0	1	551	528	13	10

# Selected Districts - Splits

## ALL POP & REG

	Tot Pop	Tot White	Tot Black	Tot Asian	Tot Other	Reg Total	Reg White	Reg Black	Reg Other
Precinct 1-4B	758	731	17	3	7	498	487	6	5
Precinct 1-5A	773	709	54	3	7	455	432	22	1
Precinct 1-9	1,121	1,083	38	0	0	599	592	5	2
Precinct 1-10	175	174	1	0	0	85	85	0	0
Precinct 6-1	1,698	512	1,180	2	4	1,026	493	528	5
Precinct 6-2	1,180	1,071	99	5	5	622	599	19	4
Precinct 6-3A	1,307	744	551	0	12	816	489	319	8
Precinct 6-3B	460	447	4	6	3	378	374	1	3
Precinct 6-4	1,412	1,266	134	11	1	788	767	12	9
Precinct 6-5	485	142	341	0	2	349	102	245	2
Precinct 6-6	743	6	727	3	7	609	8	599	2
Precinct 6-7	1,217	1,175	34	1	7	704	683	10	11
Precinct 6-8	2,080	1,891	158	10	21	1,003	937	53	13
Precinct 6-9	1,047	1,016	25	4	2	580	569	3	8
Precinct 6-11	1,305	16	1,285	0	4	951	12	932	7
Precinct 6-12	1,886	1,543	308	18	17	1,059	947	102	10
Precinct 6-14	1,548	1,522	20	2	4	864	848	11	5
<b>Acadia</b>	<b>20,926</b>	<b>15,672</b>	<b>5,076</b>	<b>70</b>	<b>108</b>	<b>12,469</b>	<b>9,469</b>	<b>2,891</b>	<b>109</b>
	<b>100.000%</b>	<b>74.892%</b>	<b>24.257%</b>	<b>0.335%</b>	<b>0.516%</b>	<b>83.910%</b>	<b>75.940%</b>	<b>23.186%</b>	<b>0.874%</b>
* Lafayette									
Precinct 27	1,396	1,087	304	3	2	933	712	212	9
Precinct 28	2,528	2,340	151	8	29	1,384	1,302	53	29
Precinct 29	3,151	2,903	172	42	34	1,970	1,826	79	65
Precinct 31	2,047	1,285	702	28	32	992	729	234	29
Precinct 32	2,832	2,319	412	70	31	1,413	1,225	132	56
Precinct 34	1,986	1,721	189	61	15	1,108	963	104	41
Precinct 36	2,696	2,121	529	9	37	1,495	1,137	329	29
Precinct 37	1,857	1,631	192	5	29	1,032	899	110	23
Precinct 67	1,766	1,554	109	66	37	980	867	59	54
Precinct 71	1,284	1,005	259	4	16	698	532	152	14
Precinct 86	2,197	2,015	111	52	19	1,280	1,191	43	46
<b>Lafayette</b>	<b>23,740</b>	<b>19,981</b>	<b>3,130</b>	<b>348</b>	<b>281</b>	<b>13,285</b>	<b>11,383</b>	<b>1,507</b>	<b>395</b>
	<b>100.000%</b>	<b>84.166%</b>	<b>13.184%</b>	<b>1.466%</b>	<b>1.184%</b>	<b>79.780%</b>	<b>85.683%</b>	<b>11.344%</b>	<b>2.973%</b>
<b>District 42</b>	<b>44,666</b>	<b>35,653</b>	<b>8,206</b>	<b>418</b>	<b>389</b>	<b>25,754</b>	<b>20,852</b>	<b>4,398</b>	<b>504</b>
	<b>100.000%</b>	<b>79.821%</b>	<b>18.372%</b>	<b>0.936%</b>	<b>0.871%</b>	<b>81.728%</b>	<b>80.966%</b>	<b>17.077%</b>	<b>1.957%</b>
<b>District 43</b>									
* Lafayette									
Precinct 73	695	683	10	1	1	562	553	1	8
Precinct 87	2,810	2,666	59	68	17	1,802	1,703	25	74
Precinct 88	1,290	1,238	41	8	3	968	922	17	29
Precinct 89	874	857	6	10	1	719	701	6	12
Precinct 90	917	826	72	8	11	683	639	39	5
Precinct 91	2,499	2,283	147	44	25	1,388	1,270	62	56
Precinct 92	2,597	2,014	521	26	36	1,474	1,268	152	54
Precinct 93	2,405	1,918	395	33	59	1,171	976	138	57
Precinct 94	1,905	1,623	179	67	36	1,109	928	128	53
Precinct 95	2,948	2,666	198	47	37	1,727	1,541	110	76
Precinct 96	3,563	3,068	394	41	60	1,806	1,599	137	70
Precinct 97	2,241	2,012	179	20	30	1,381	1,252	81	48
Precinct 98	1,938	1,732	172	15	19	1,101	1,020	53	28
Precinct 99	2,068	1,239	786	4	39	1,174	665	471	38
Precinct 100	1,463	1,352	81	14	16	957	862	56	39
Precinct 101	2,124	2,015	73	16	20	1,389	1,322	32	35
Precinct 102	2,111	1,863	202	2	44	928	844	63	21
Precinct 104	2,921	2,717	131	38	35	1,797	1,669	68	60
Precinct 105	3,494	3,352	72	27	43	1,994	1,898	41	55
Precinct 107	3,400	3,145	183	22	50	1,952	1,755	101	96

# Selected Districts - Splits

## ALL POP & REG

	Tot Pop	Tot White	Tot Black	Tot Asian	Tot Other	Reg Total	Reg White	Reg Black	Reg Other
<b>Lafayette</b>	<b>44,263</b>	<b>39,269</b>	<b>3,901</b>	<b>511</b>	<b>582</b>	<b>26,082</b>	<b>23,387</b>	<b>1,781</b>	<b>914</b>
	<b>100.000%</b>	<b>88.717%</b>	<b>8.813%</b>	<b>1.154%</b>	<b>1.315%</b>	<b>81.734%</b>	<b>89.667%</b>	<b>6.828%</b>	<b>3.504%</b>
<b>District 43</b>	<b>44,263</b>	<b>39,269</b>	<b>3,901</b>	<b>511</b>	<b>582</b>	<b>26,082</b>	<b>23,387</b>	<b>1,781</b>	<b>914</b>
	<b>100.000%</b>	<b>88.717%</b>	<b>8.813%</b>	<b>1.154%</b>	<b>1.315%</b>	<b>81.734%</b>	<b>89.667%</b>	<b>6.828%</b>	<b>3.504%</b>
<b>District 44</b>									
* Lafayette									
Precinct 10	1,872	1,385	435	25	27	769	633	120	16
Precinct 14	2,010	724	1,265	7	14	934	455	451	28
Precinct 15	729	131	593	3	2	498	88	396	14
Precinct 16	1,242	590	638	1	13	618	367	234	17
Precinct 17	1,714	431	1,273	1	9	859	274	561	24
Precinct 18	1,384	101	1,280	1	2	1,005	87	904	14
Precinct 19	1,950	29	1,910	2	9	1,388	20	1,351	17
Precinct 20	1,407	580	808	10	9	900	467	402	31
Precinct 21	1,387	419	946	5	17	705	322	369	14
Precinct 22	708	61	639	2	6	479	46	424	9
Precinct 23	1,223	77	1,122	0	24	816	53	749	14
Precinct 24	2,299	269	2,018	0	12	1,109	121	965	23
Precinct 50	539	89	436	3	11	325	57	252	16
Precinct 51	1,415	97	1,306	1	11	869	42	804	23
Precinct 52	1,332	480	835	7	10	667	313	332	22
Precinct 53	1,024	405	613	2	4	624	318	297	9
Precinct 54	1,568	75	1,484	2	7	959	40	883	36
Precinct 55	1,701	889	785	11	16	1,069	587	469	13
Precinct 56	1,600	187	1,393	2	18	1,159	113	1,021	25
Precinct 57	1,769	529	1,207	16	17	949	297	636	16
Precinct 58	770	12	753	2	3	588	10	573	5
Precinct 59	624	377	241	0	6	427	310	104	13
Precinct 60	1,258	809	435	9	5	757	516	225	16
Precinct 61	597	79	516	1	1	427	57	362	8
Precinct 62	602	46	549	4	3	390	32	353	5
Precinct 63	630	229	380	14	7	400	143	239	18
Precinct 64	1,974	1,135	803	17	19	1,007	653	337	17
Precinct 65	1,022	760	211	21	30	511	390	106	15
Precinct 66	967	709	225	15	18	539	391	126	22
Precinct 68	2,294	1,004	1,212	10	68	929	484	400	45
Precinct 72	2,237	1,304	778	121	34	401	309	71	21
<b>Lafayette</b>	<b>41,848</b>	<b>14,012</b>	<b>27,089</b>	<b>315</b>	<b>432</b>	<b>23,077</b>	<b>7,995</b>	<b>14,516</b>	<b>566</b>
	<b>100.000%</b>	<b>33.483%</b>	<b>64.732%</b>	<b>0.753%</b>	<b>1.032%</b>	<b>76.202%</b>	<b>34.645%</b>	<b>62.902%</b>	<b>2.453%</b>
* St. Martin									
Precinct 7-3	2,339	273	2,056	4	6	1,457	138	1,309	10
<b>St. Martin</b>	<b>2,339</b>	<b>273</b>	<b>2,056</b>	<b>4</b>	<b>6</b>	<b>1,457</b>	<b>138</b>	<b>1,309</b>	<b>10</b>
	<b>100.000%</b>	<b>11.672%</b>	<b>87.901%</b>	<b>0.171%</b>	<b>0.257%</b>	<b>103.333%</b>	<b>9.472%</b>	<b>89.842%</b>	<b>0.686%</b>
<b>District 44</b>	<b>44,187</b>	<b>14,285</b>	<b>29,145</b>	<b>319</b>	<b>438</b>	<b>24,534</b>	<b>8,133</b>	<b>15,825</b>	<b>576</b>
	<b>100.000%</b>	<b>32.329%</b>	<b>65.958%</b>	<b>0.722%</b>	<b>0.991%</b>	<b>77.409%</b>	<b>33.150%</b>	<b>64.502%</b>	<b>2.348%</b>
<b>District 45</b>									
* Lafayette									
Precinct 33	1,763	1,646	52	37	28	1,185	1,111	35	39
Precinct 35	2,413	1,819	513	23	58	1,213	1,004	168	41
Precinct 38	1,720	1,513	142	31	34	1,063	974	61	28
Precinct 39	2,687	2,278	304	43	62	1,166	993	112	61
Precinct 40	1,210	827	364	12	7	726	581	115	30
Precinct 41	1,848	1,405	283	114	46	963	760	137	66
Precinct 42	1,837	1,534	205	68	30	860	754	66	40
Precinct 43	1,571	1,300	207	33	31	979	870	71	38
Precinct 44	1,710	1,382	222	48	58	857	742	76	39
Precinct 45	1,881	1,595	196	52	38	981	879	64	38

# Selected Districts - Splits

## ALL POP & REG

	Tot Pop	Tot White	Tot Black	Tot Asian	Tot Other	Reg Total	Reg White	Reg Black	Reg Other
Precinct 46	807	755	40	4	8	593	573	9	11
Precinct 47	1,343	1,227	59	25	32	815	782	10	23
Precinct 48	860	827	9	10	14	675	652	13	10
Precinct 49	1,343	1,302	25	6	10	1,058	1,019	15	24
Precinct 69	867	846	10	5	6	550	537	4	9
Precinct 70	1,110	1,068	16	11	15	764	733	5	26
Precinct 74	1,683	1,398	95	164	26	882	823	32	27
Precinct 75	1,192	1,029	99	39	25	612	545	40	27
Precinct 76	1,501	1,455	25	10	11	991	969	9	13
Precinct 77	1,378	1,319	32	15	12	873	848	4	21
Precinct 78	1,897	1,747	120	22	8	1,326	1,272	28	26
Precinct 79	785	778	0	1	6	594	588	2	4
Precinct 80	891	873	4	5	9	690	680	2	8
Precinct 81	934	887	22	18	7	635	616	4	15
Precinct 82	1,814	1,677	92	7	38	1,147	1,087	31	29
Precinct 83	2,302	2,217	25	23	37	1,582	1,520	20	42
Precinct 84	1,697	1,622	40	24	11	1,217	1,185	7	25
Precinct 85	3,153	2,933	105	86	29	1,853	1,730	48	75
<b>Lafayette</b>	<b>44,197</b>	<b>39,259</b>	<b>3,306</b>	<b>936</b>	<b>696</b>	<b>26,850</b>	<b>24,827</b>	<b>1,188</b>	<b>835</b>
	<b>100.000%</b>	<b>88.827%</b>	<b>7.480%</b>	<b>2.118%</b>	<b>1.575%</b>	<b>79.204%</b>	<b>92.466%</b>	<b>4.425%</b>	<b>3.110%</b>
<b>District 45</b>	<b>44,197</b>	<b>39,259</b>	<b>3,306</b>	<b>936</b>	<b>696</b>	<b>26,850</b>	<b>24,827</b>	<b>1,188</b>	<b>835</b>
	<b>100.000%</b>	<b>88.827%</b>	<b>7.480%</b>	<b>2.118%</b>	<b>1.575%</b>	<b>79.204%</b>	<b>92.466%</b>	<b>4.425%</b>	<b>3.110%</b>
<b>District 46</b>									
* St. Martin									
Precinct 1-1	804	654	135	8	7	528	438	85	5
Precinct 1-3	717	451	258	3	5	495	350	145	0
Precinct 1-4	785	577	202	1	5	463	362	97	4
Precinct 1-6	300	163	121	2	14	124	111	13	0
Precinct 1-7	607	478	123	1	5	460	402	54	4
Precinct 2-1 & 2-3	2,351	77	2,266	3	5	1,683	37	1,638	8
Precinct 2-2	2,707	1,754	851	80	22	1,454	912	518	24
Precinct 2-4	61	29	29	3	0	59	34	23	2
Precinct 3-1	922	153	758	2	9	587	85	500	2
Precinct 3-2	681	188	490	1	2	364	109	255	0
Precinct 3-3	950	272	669	0	9	637	197	434	6
Precinct 3-4	1,294	883	403	1	7	753	604	145	4
Precinct 3-5	150	89	60	0	1	79	51	28	0
Precinct 3-6	449	176	272	0	1	268	100	164	4
Precinct 3-7	119	28	90	1	0	64	19	45	0
Precinct 3-8	181	5	175	0	1	153	1	151	1
Precinct 3-9	71	2	67	0	2	63	4	59	0
Precinct 4-1	586	441	144	0	1	429	304	124	1
Precinct 4-2	467	363	99	2	3	328	269	58	1
Precinct 4-3	1,509	1,184	263	43	19	904	742	150	12
Precinct 4-4	1,274	993	268	1	12	885	706	172	7
Precinct 4-5	985	973	7	0	5	583	581	1	1
Precinct 4-6	162	138	24	0	0	154	142	11	1
Precinct 5-1	647	637	3	1	6	333	323	0	10
Precinct 5-2	1,591	1,567	15	1	8	1,081	1,076	1	4
Precinct 5-3 & 5-4	3,753	2,968	751	1	33	2,405	1,928	451	26
Precinct 6-1	1,183	834	341	0	8	804	634	162	8
Precinct 6-2	740	532	194	4	10	523	436	81	6
Precinct 6-3	1,013	856	150	1	6	558	458	98	2
Precinct 6-4	2,471	1,742	703	19	7	1,437	1,162	258	17
Precinct 7-1	1,636	1,043	563	13	17	892	609	261	22
Precinct 7-2	807	427	373	1	6	288	235	49	4
Precinct 7-4	1,341	468	864	0	9	768	238	525	5
Precinct 8-1	1,531	1,108	152	261	10	967	825	98	44

# Selected Districts - Splits

## ALL POP & REG

	Tot Pop	Tot White	Tot Black	Tot Asian	Tot Other	Reg Total	Reg White	Reg Black	Reg Other
Precinct 8-2	208	185	22	0	1	135	121	11	3
Precinct 8-3	1,743	1,579	161	1	2	1,153	1,037	112	4
Precinct 8-4	2,153	1,872	266	1	14	1,274	1,117	134	23
Precinct 9-1	1,036	856	171	1	8	641	509	121	11
Precinct 9-2	1,147	693	438	7	9	721	464	249	8
Precinct 9-3	1,816	1,363	432	9	12	1,169	845	315	9
Precinct 9-4	793	687	103	0	3	520	471	40	9
Precinct 9-5	931	747	175	0	9	562	451	103	8
<b>St. Martin</b>	<b>44,672</b>	<b>30,235</b>	<b>13,651</b>	<b>473</b>	<b>313</b>	<b>27,748</b>	<b>19,499</b>	<b>7,939</b>	<b>310</b>
	<b>100.000%</b>	<b>67.682%</b>	<b>30.558%</b>	<b>1.059%</b>	<b>0.701%</b>	<b>87.680%</b>	<b>70.272%</b>	<b>28.611%</b>	<b>1.117%</b>
<b>District 46</b>	<b>44,672</b>	<b>30,235</b>	<b>13,651</b>	<b>473</b>	<b>313</b>	<b>27,748</b>	<b>19,499</b>	<b>7,939</b>	<b>310</b>
	<b>100.000%</b>	<b>67.682%</b>	<b>30.558%</b>	<b>1.059%</b>	<b>0.701%</b>	<b>87.680%</b>	<b>70.272%</b>	<b>28.611%</b>	<b>1.117%</b>
<b>District 47</b>									
* Acadia									
Precinct 5-6	251	242	5	0	4	140	139	0	1
Precinct 6-10	492	488	3	0	1	291	288	0	3
<b>Acadia</b>	<b>743</b>	<b>730</b>	<b>8</b>	<b>0</b>	<b>5</b>	<b>431</b>	<b>427</b>	<b>0</b>	<b>4</b>
	<b>100.000%</b>	<b>98.250%</b>	<b>1.077%</b>	<b>0.000%</b>	<b>0.673%</b>	<b>85.347%</b>	<b>99.072%</b>	<b>0.000%</b>	<b>0.928%</b>
* Lafayette									
Precinct 106	1,992	1,825	151	7	9	1,176	1,033	113	30
<b>Lafayette</b>	<b>1,992</b>	<b>1,825</b>	<b>151</b>	<b>7</b>	<b>9</b>	<b>1,176</b>	<b>1,033</b>	<b>113</b>	<b>30</b>
	<b>100.000%</b>	<b>91.616%</b>	<b>7.580%</b>	<b>0.351%</b>	<b>0.452%</b>	<b>85.156%</b>	<b>87.840%</b>	<b>9.609%</b>	<b>2.551%</b>
* Vermilion									
Precinct 1	1,913	1,848	57	1	7	1,229	1,190	29	10
Precinct 2	1,056	868	183	0	5	663	535	125	3
Precinct 3	571	558	9	0	4	376	373	3	0
Precinct 5	365	359	5	0	1	224	219	4	1
Precinct 6	757	742	9	2	4	515	510	0	5
Precinct 7	1,278	1,248	20	1	9	766	745	13	8
Precinct 8	533	513	5	6	9	342	335	4	3
Precinct 9	1,103	1,044	47	1	11	726	699	12	15
Precinct 10	1,442	1,349	69	20	4	945	898	36	11
Precinct 11	1,345	1,272	62	8	3	800	789	7	4
Precinct 12	1,189	714	447	15	13	746	404	336	6
Precinct 13	98	90	8	0	0	52	51	1	0
Precinct 14	1,226	1,215	5	0	6	838	826	2	10
Precinct 15	1,233	1,205	2	9	17	798	792	2	4
Precinct 16	406	404	1	0	1	260	260	0	0
Precinct 18	1,478	1,426	25	5	22	956	941	4	11
Precinct 19	1,826	1,668	147	3	8	1,121	1,033	74	14
Precinct 20A	602	526	73	0	3	409	349	54	6
Precinct 20B	988	936	38	4	10	548	521	18	9
Precinct 21	637	626	10	0	1	356	350	3	3
Precinct 23	1,347	1,274	46	1	26	857	825	23	9
Precinct 24	573	444	127	0	2	358	279	73	6
Precinct 25	1,855	1,617	200	28	10	1,190	1,047	128	15
Precinct 26	1,174	1,002	161	2	9	742	656	72	14
Precinct 27A	419	399	11	7	2	433	418	10	5
Precinct 28	699	593	66	36	4	278	250	19	9
Precinct 29	1,508	1,306	139	48	15	917	870	38	9
Precinct 30	467	329	102	34	2	292	249	38	5
Precinct 31B	196	146	41	5	4	99	88	10	1
Precinct 32B	691	177	506	6	2	379	117	255	7
Precinct 34	1,459	797	623	25	14	821	534	271	16
Precinct 35	983	791	129	49	14	684	615	54	15
Precinct 36A	1,607	734	738	123	12	794	442	335	17
Precinct 37	1,119	282	807	29	1	682	193	484	5
Precinct 38	1,305	174	1,093	32	6	759	130	619	10



# Selected Districts - Splits

## ALL POP & REG

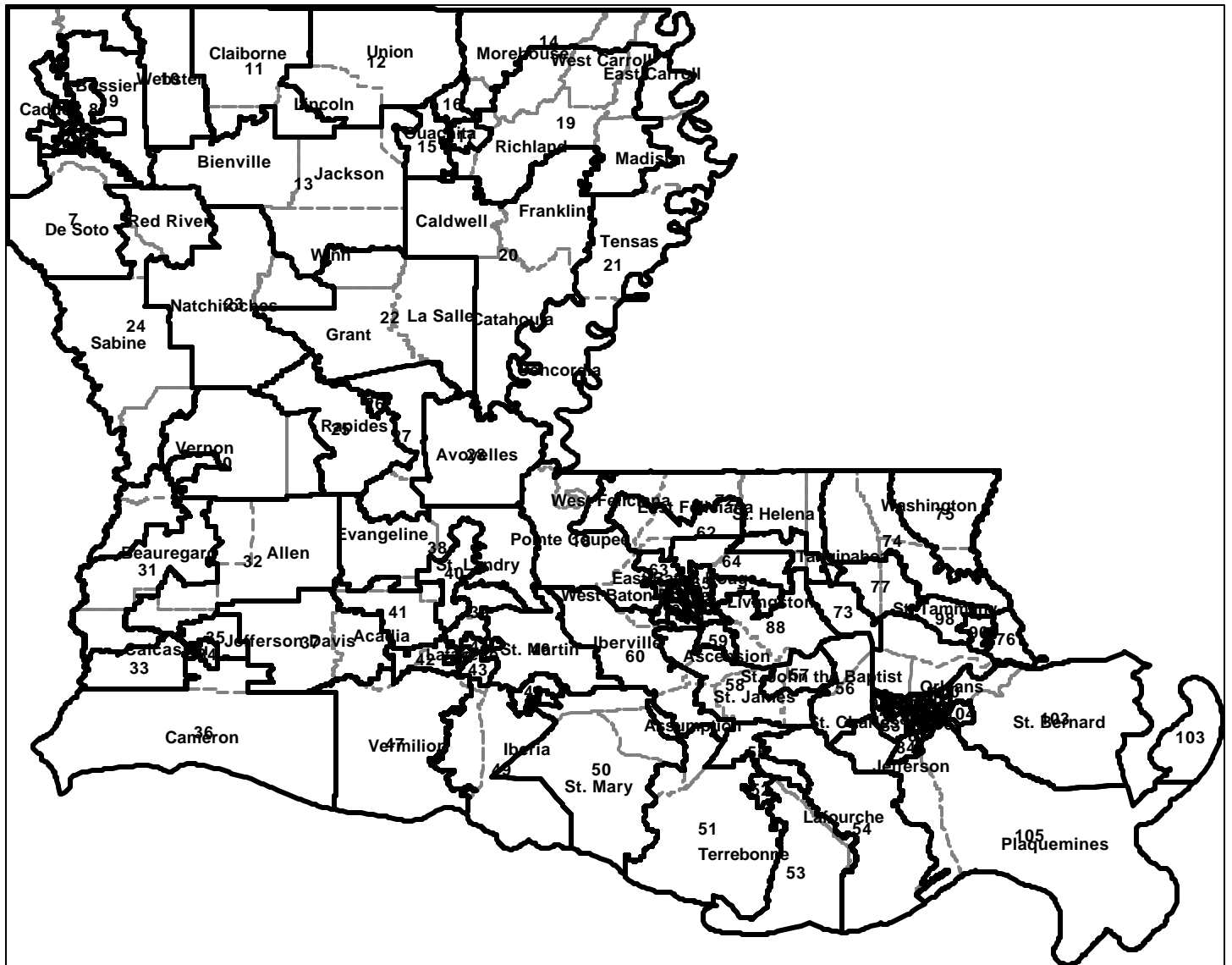
	Tot Pop	Tot White	Tot Black	Tot Asian	Tot Other	Reg Total	Reg White	Reg Black	Reg Other
Precinct 39	681	306	336	33	6	347	184	159	4
Precinct 40	1,686	1,310	94	251	31	977	902	30	45
Precinct 41	233	228	5	0	0	154	145	3	6
Precinct 44	610	563	40	0	7	349	331	15	3
Precinct 46A	481	433	21	24	3	313	303	8	2
Precinct 46B	1,709	1,332	318	44	15	1,040	821	197	22
Precinct 47	491	432	34	22	3	306	301	1	4
<b>Vermilion</b>	<b>41,339</b>	<b>33,280</b>	<b>6,859</b>	<b>874</b>	<b>326</b>	<b>25,441</b>	<b>21,520</b>	<b>3,569</b>	<b>352</b>
	<b>100.000%</b>	<b>80.505%</b>	<b>16.592%</b>	<b>2.114%</b>	<b>0.789%</b>	<b>85.324%</b>	<b>84.588%</b>	<b>14.029%</b>	<b>1.384%</b>
<b>District 47</b>	<b>44,074</b>	<b>35,835</b>	<b>7,018</b>	<b>881</b>	<b>340</b>	<b>27,048</b>	<b>22,980</b>	<b>3,682</b>	<b>386</b>
	<b>100.000%</b>	<b>81.306%</b>	<b>15.923%</b>	<b>1.999%</b>	<b>0.771%</b>	<b>85.317%</b>	<b>84.960%</b>	<b>13.613%</b>	<b>1.427%</b>
<b>District 49</b>									
* Iberia									
Precinct 2-3	1,499	781	693	17	8	877	500	357	20
Precinct 3-3	1,104	665	383	18	38	436	360	69	7
Precinct 6-3	981	773	198	5	5	508	425	70	13
Precinct 8-4	1,365	1,148	192	9	16	894	742	133	19
Precinct 8-5	816	704	102	0	10	606	545	58	3
Precinct 9-1	1,119	689	428	2	0	746	435	304	7
Precinct 10-1	1,117	397	675	4	41	694	190	490	14
Precinct 10-3	1,479	1,253	149	48	29	840	748	74	18
Precinct 10-4	1,458	1,198	212	24	24	856	729	116	11
Precinct 11-1	1,331	1,000	306	3	22	817	693	114	10
Precinct 11-2	1,478	897	543	4	34	1,015	690	319	6
Precinct 12-1	766	105	650	1	10	581	88	489	4
Precinct 12-2	940	211	715	5	9	531	134	390	7
Precinct 12-3	1,840	211	1,626	0	3	1,225	144	1,068	13
Precinct 12-4	909	609	262	2	36	551	372	166	13
Precinct 13-1	2,425	2,230	115	11	69	1,398	1,327	49	22
Precinct 13-2	2,137	1,800	244	5	88	1,118	971	119	28
Precinct 13-3	1,267	1,066	166	4	31	678	578	94	6
Precinct 13-4	190	150	28	5	7	125	107	18	0
Precinct 14-1	2,419	1,858	129	373	59	1,150	1,042	45	63
Precinct 14-2	838	732	91	0	15	364	325	30	9
Precinct 14-3	1,590	1,319	218	5	48	826	699	115	12
Precinct 14-4	665	604	54	1	6	598	540	47	11
Precinct 14-5	831	792	6	11	22	592	566	6	20
<b>Iberia</b>	<b>30,564</b>	<b>21,192</b>	<b>8,185</b>	<b>557</b>	<b>630</b>	<b>18,026</b>	<b>12,950</b>	<b>4,740</b>	<b>336</b>
	<b>100.000%</b>	<b>69.336%</b>	<b>26.780%</b>	<b>1.822%</b>	<b>2.061%</b>	<b>84.689%</b>	<b>71.841%</b>	<b>26.295%</b>	<b>1.864%</b>
* Lafayette									
Precinct 103	1,605	1,206	384	5	10	992	746	235	11
<b>Lafayette</b>	<b>1,605</b>	<b>1,206</b>	<b>384</b>	<b>5</b>	<b>10</b>	<b>992</b>	<b>746</b>	<b>235</b>	<b>11</b>
	<b>100.000%</b>	<b>75.140%</b>	<b>23.925%</b>	<b>0.312%</b>	<b>0.623%</b>	<b>87.170%</b>	<b>75.202%</b>	<b>23.690%</b>	<b>1.109%</b>
* Vermilion									
Precinct 42	1,944	1,599	267	59	19	933	846	74	13
Precinct 43	408	390	7	0	11	251	241	7	3
Precinct 45A	304	282	12	8	2	208	196	9	3
Precinct 45B	288	275	9	0	4	179	169	5	5
Precinct 49B	2,963	2,818	89	14	42	1,481	1,428	32	21
Precinct 50	1,461	1,314	59	78	10	979	901	45	33
Precinct 51	1,100	1,003	82	2	13	782	714	59	9
Precinct 52A	94	93	1	0	0	63	62	1	0
Precinct 52B	383	373	7	2	1	261	256	2	3
Precinct 53	272	257	13	0	2	170	161	9	0
Precinct 54	434	215	214	0	5	289	134	151	4
Precinct 55	583	548	28	0	7	241	240	0	1
Precinct 56	822	740	71	2	9	541	512	23	6
Precinct 57	1,412	1,301	82	13	16	878	803	72	3



# Selected Districts - Splits

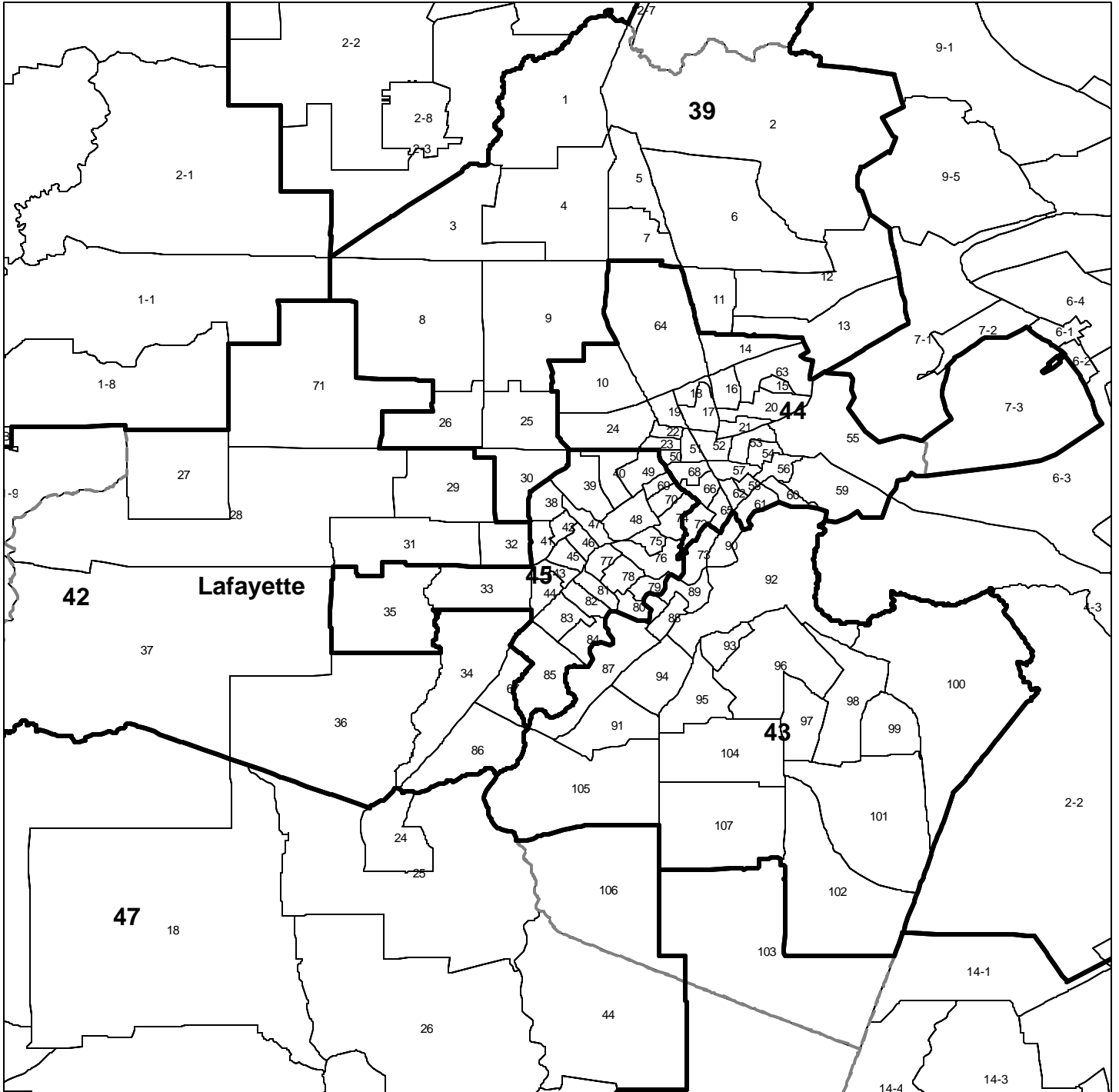
## ALL POP & REG

	Tot Pop	Tot White	Tot Black	Tot Asian	Tot Other	Reg Total	Reg White	Reg Black	Reg Other
Vermilion	12,468	11,208	941	178	141	7,256	6,663	489	104
	100.000%	89.894%	7.547%	1.428%	1.131%	81.629%	91.827%	6.739%	1.433%
District 49	44,637	33,606	9,510	740	781	26,274	20,359	5,464	451
	100.000%	75.287%	21.305%	1.658%	1.750%	83.910%	77.487%	20.796%	1.717%

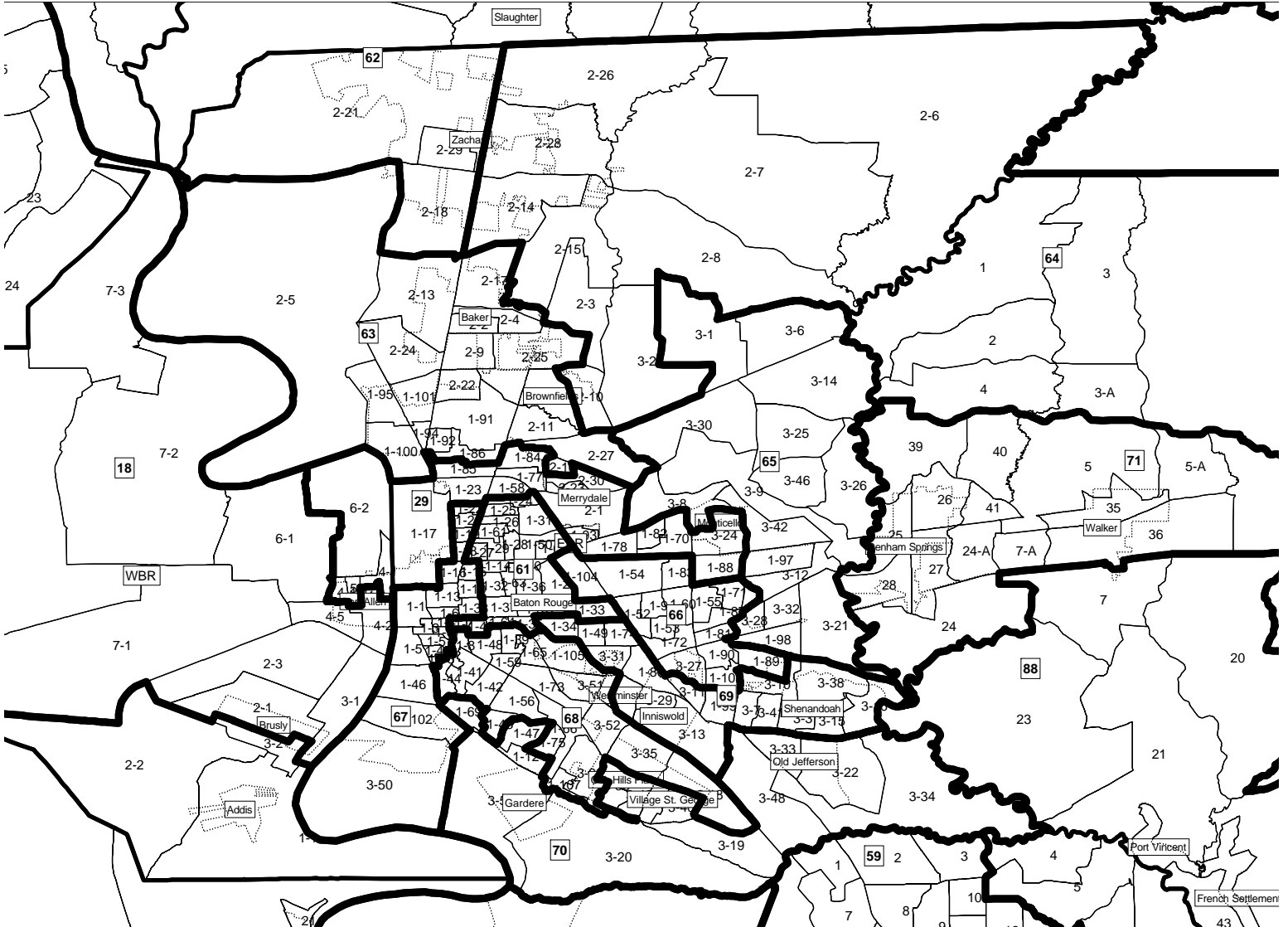




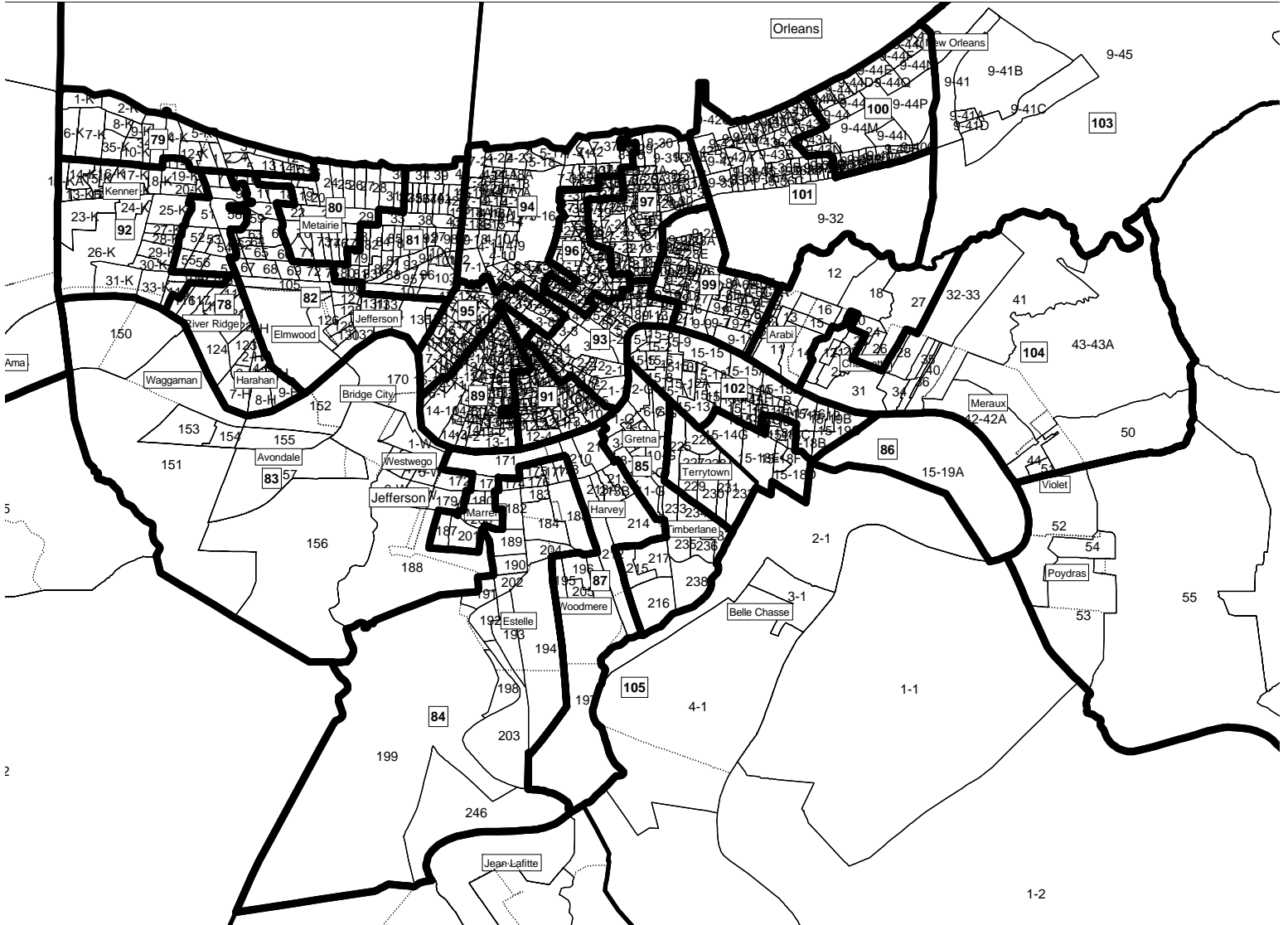
# LAFAYETTE



# Proposed House Plan--Baton Rouge



# Proposed House Plan--Orleans & Jefferson



# LAKE CHARLES

